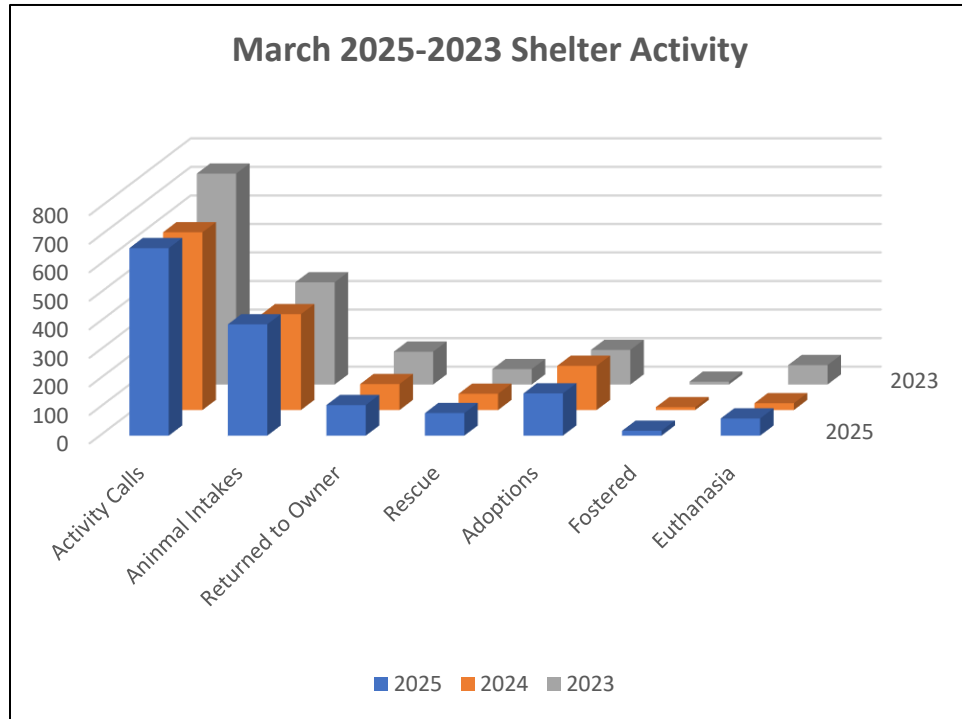




March 2025 Shelter Report

March 2025	
Activity Calls	657
Animal Intakes	390
Dogs	272
Cats	113
Other	5
Incoming Per Day	16.5
Returned to Owner	107
Dogs – In Field	7
Cats – In Field	0
Dogs – From Shelter	94
Cats – From Shelter	6
Rescue Transfers	79
Dogs Transferred	47
Cats Transferred	32
Other	0
Animals Adopted	148
Dogs Adopted	89
Cats Adopted	56
Other Animals	3
Fostered	17
Dogs Fostered	8
Cats Fostered	9
Euthanasia	60
Dogs Euthanized	43
Cats Euthanized	17
TNR/Returned to Field	1
Visitors to Shelter	1,993
Avg. Visitors per Day	91
Incoming Phone Calls	2,177
Avg. Calls per Day	84

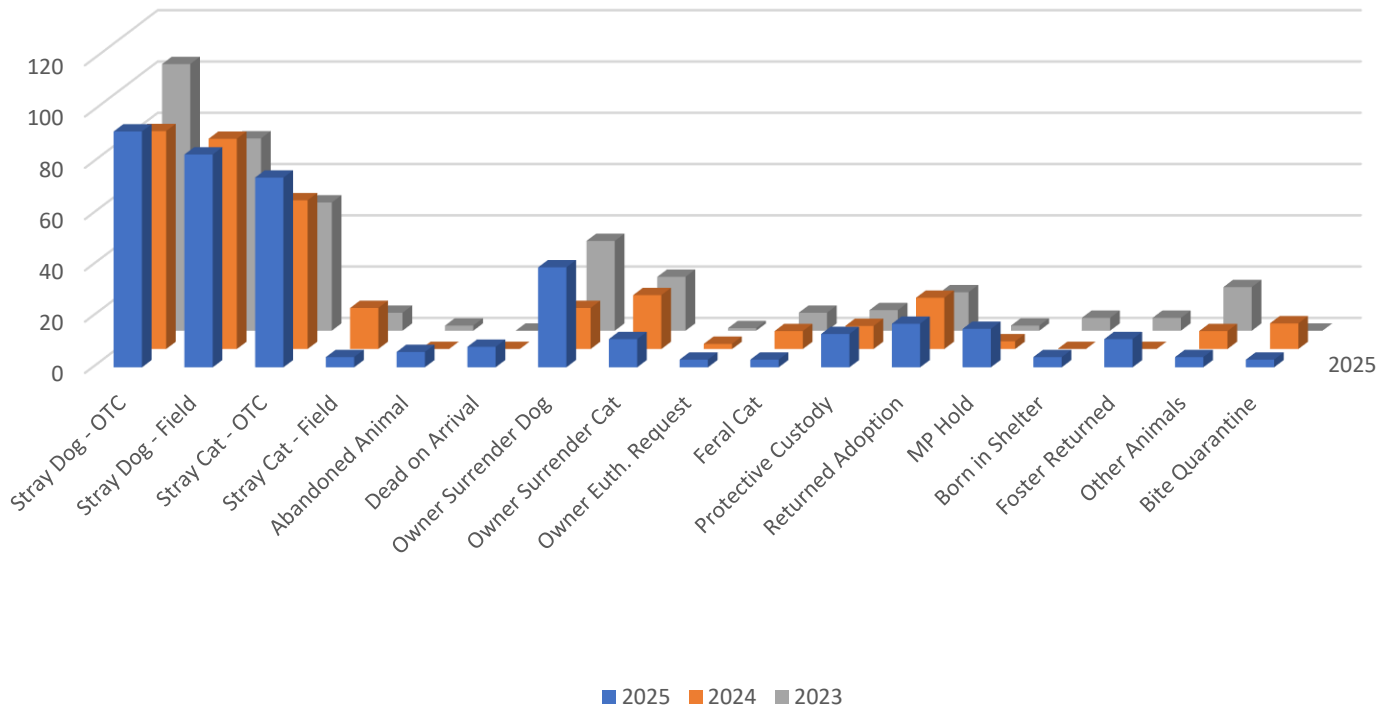


March 2025 Shelter Report

Animal Intake Reasons

Intake Reasons	390
Stray Dog – OTC	92
Stray Dog – Field	83
Stray Cat – OTC	74
Stray Cat – Field	4
Abandoned Animal	6
Dead on Arrival	8
Owner Surrender – Dog	39
Owner Surrender - Cat	11
Owner Surrender - Other	1
Owner Euth. Request	3
Feral Cat	3
Protective Custody	13
Returned Adoption	17
MP Hold – Ft. Campbell	15
Born in Shelter	4
Foster Returned	11
Other Animals	3
Bite Quarantine	3

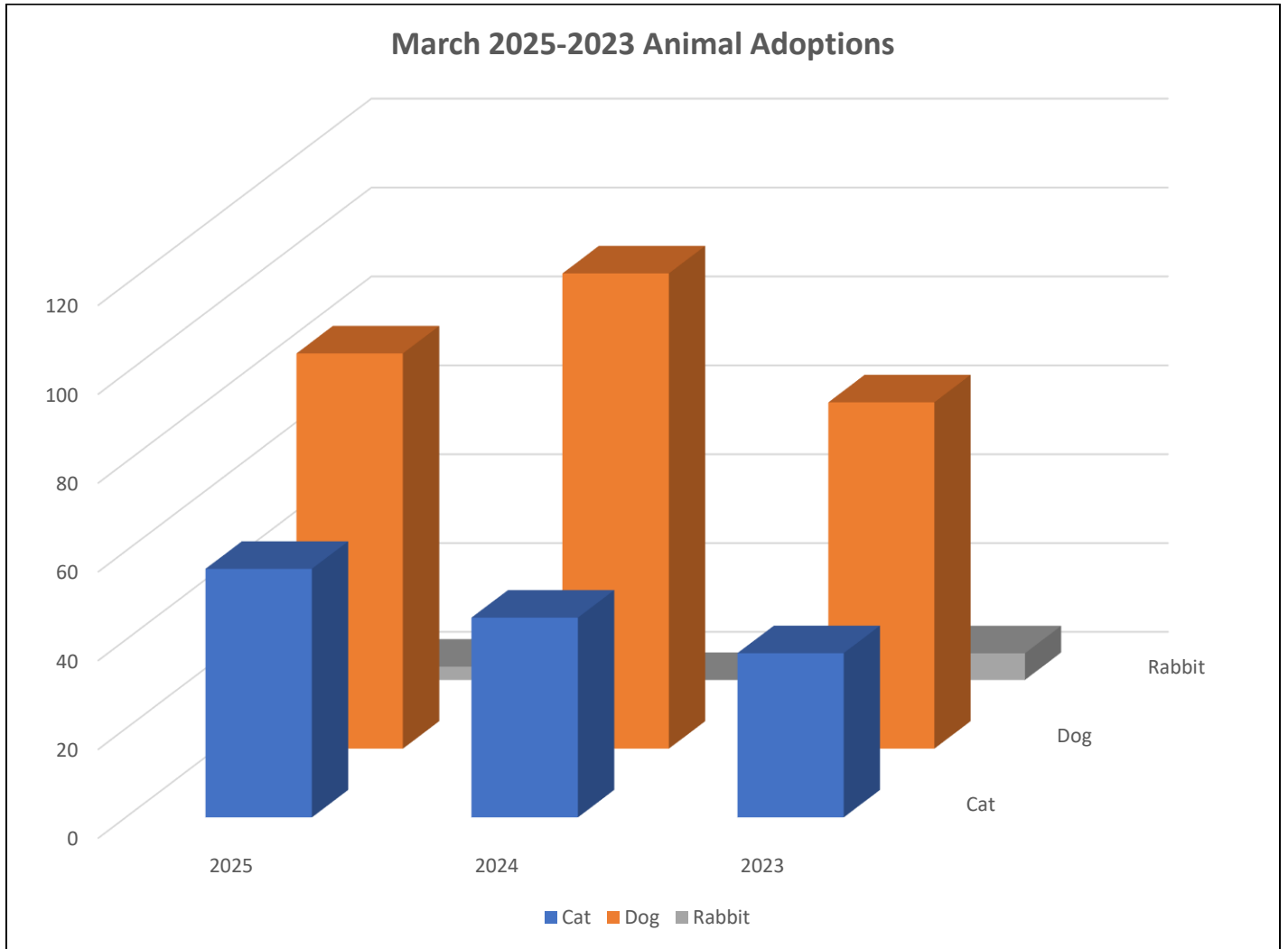
March 2025-2023 Animal Intake Reasons



March 2025 Shelter Report

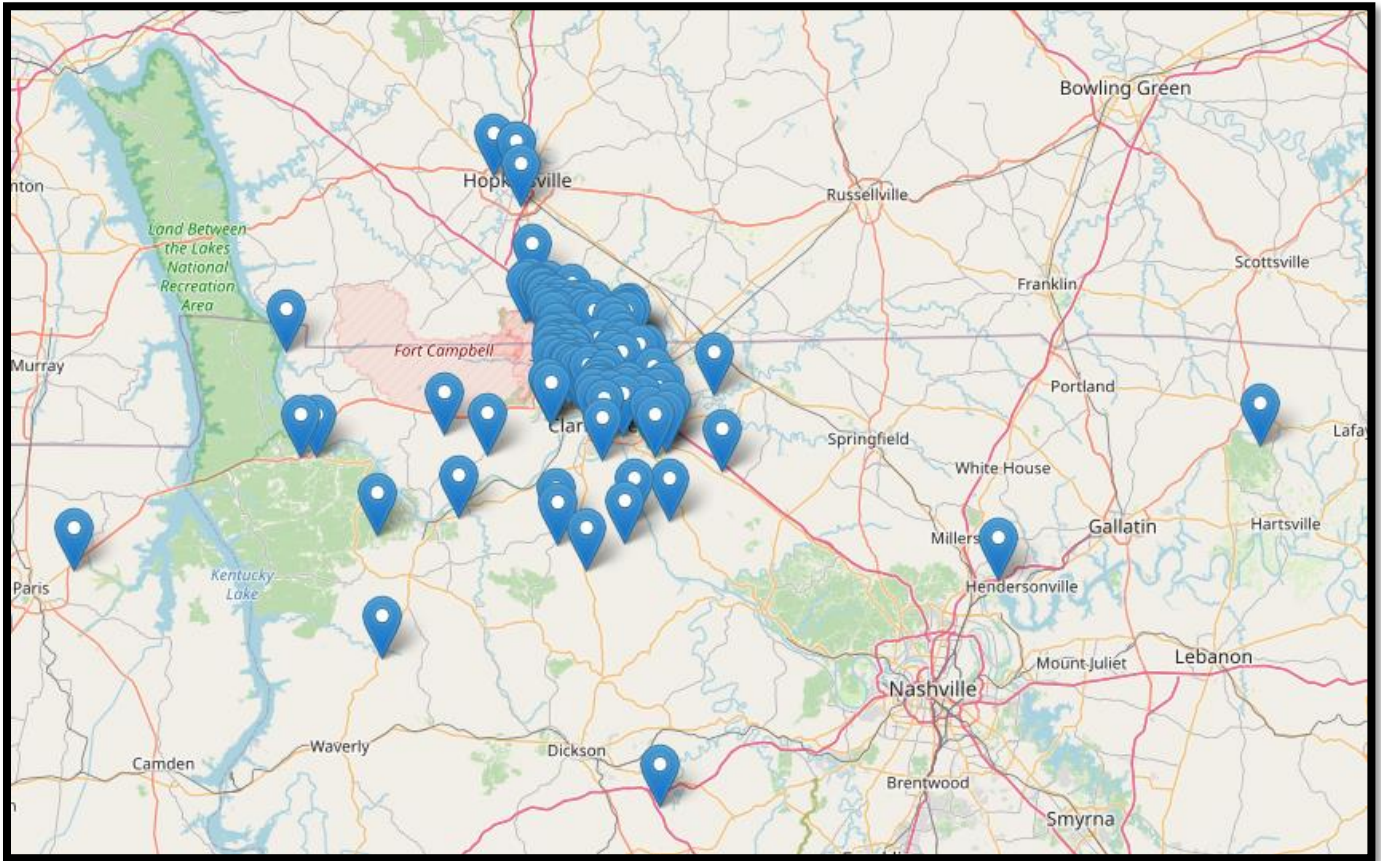
Animal Adoptions

Adoptions	148
Dogs/Puppies	89
Cats/Kittens	56
Other Animals	3



March 2025 Shelter Report

Adoptions Map

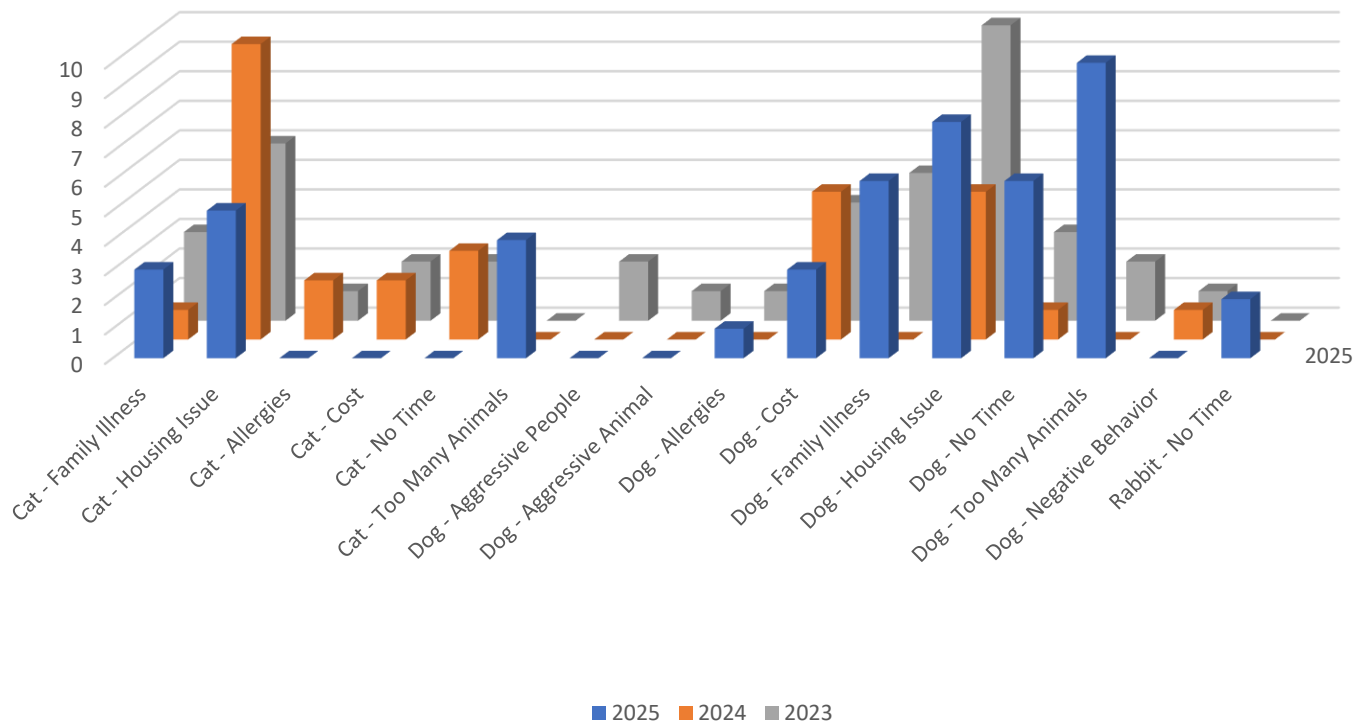


March 2025 Shelter Report

Owner Surrenders

Owner Surrender Reason	48
Cat – Allergies	0
Cat – Divorce	0
Cat - Family Illness	3
Cat – Housing Issue	5
Cat – Military Deployed/PCS	0
Cat – No Time	0
Cat – Too Many Animals	4
Dog – Aggressive – People	0
Dog – Allergies	1
Dog – Negative Behavior	0
Dog – Cost	3
Dog – Family Illness	6
Dog – Housing Issue	8
Dog – Military Deployed/PCS	0
Dog – No Time	6
Dog – Too Many Animals	10
Rabbit – No Time	2

March 2025-2023 Owner Surrender Reasons

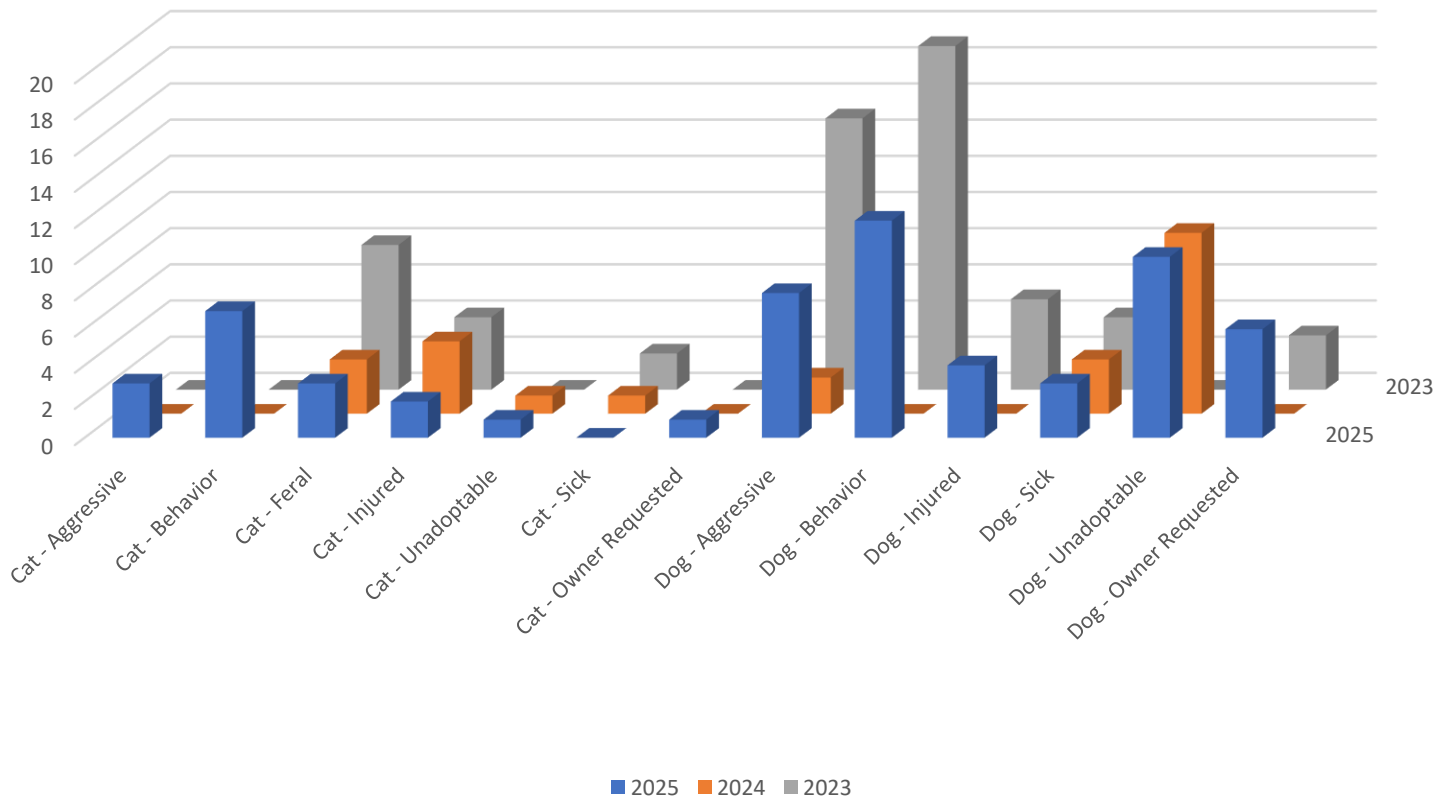


March 2025 Shelter Report

Euthanasia

Animal Euthanasia	60
Dogs/Puppies	43
Aggressive	8
Behavior	12
Sick	3
Injured	4
Unadoptable	10
Owner Requested	6
Cats/Kittens	17
Feral	3
Injured	2
Aggressive	3
Sick	0
Unadoptable	1
Behavior	7
Owner Requested	1

March 2025-2023 Euthanasia Reasons

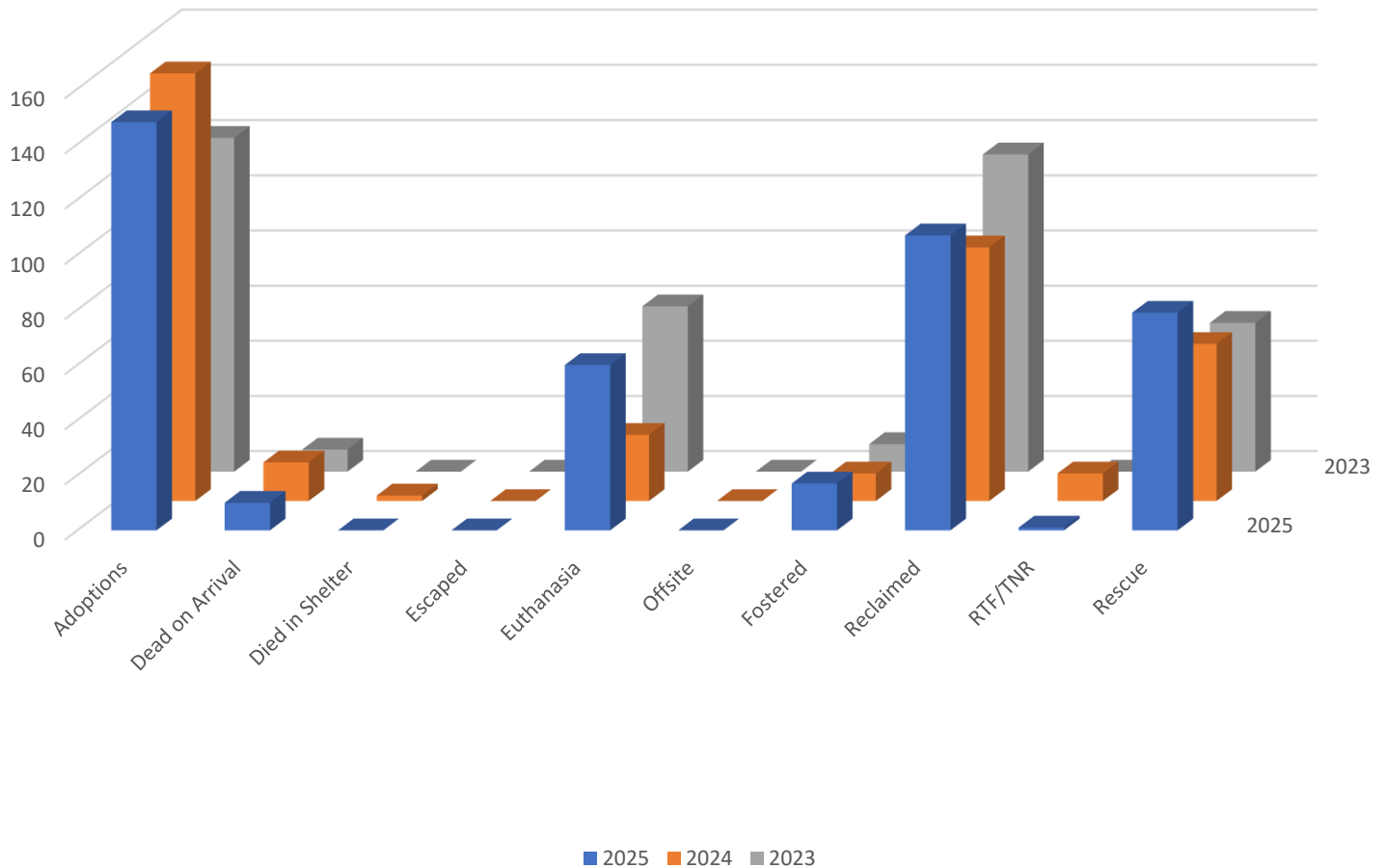


March 2025 Shelter Report

Outcomes

Animal Outcomes	422
Adoptions	148
Dead on Arrival	10
Died in Shelter	0
Escaped	0
Euthanasia	60
Offsite	0
Fostered	17
Reclaimed	107
RTF/TNR	1
Rescue	79

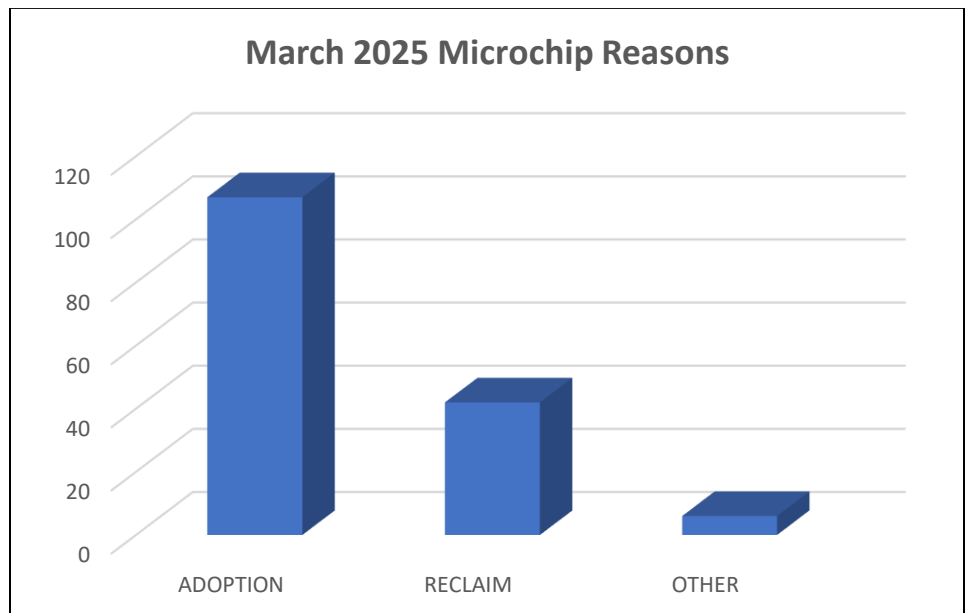
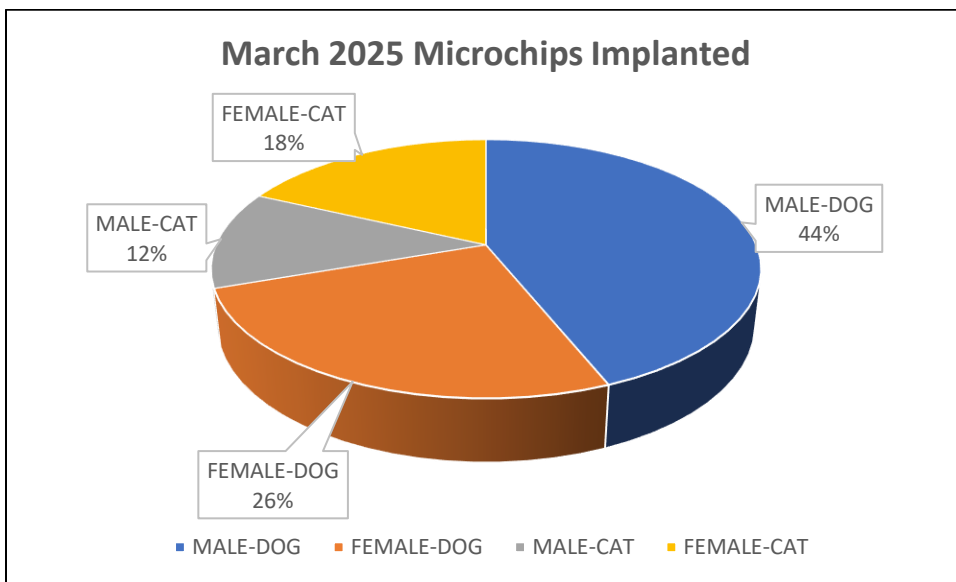
March 2025-2023 Animal Outcomes



March 2025 Shelter Report

Microchips Issued

Microchips Implanted	155
Dogs – Female	40
Dogs – Male	68
Cats – Female	28
Cats – Male	16
Adoptions	107
Reclaimed	42
Other	6
Event	0

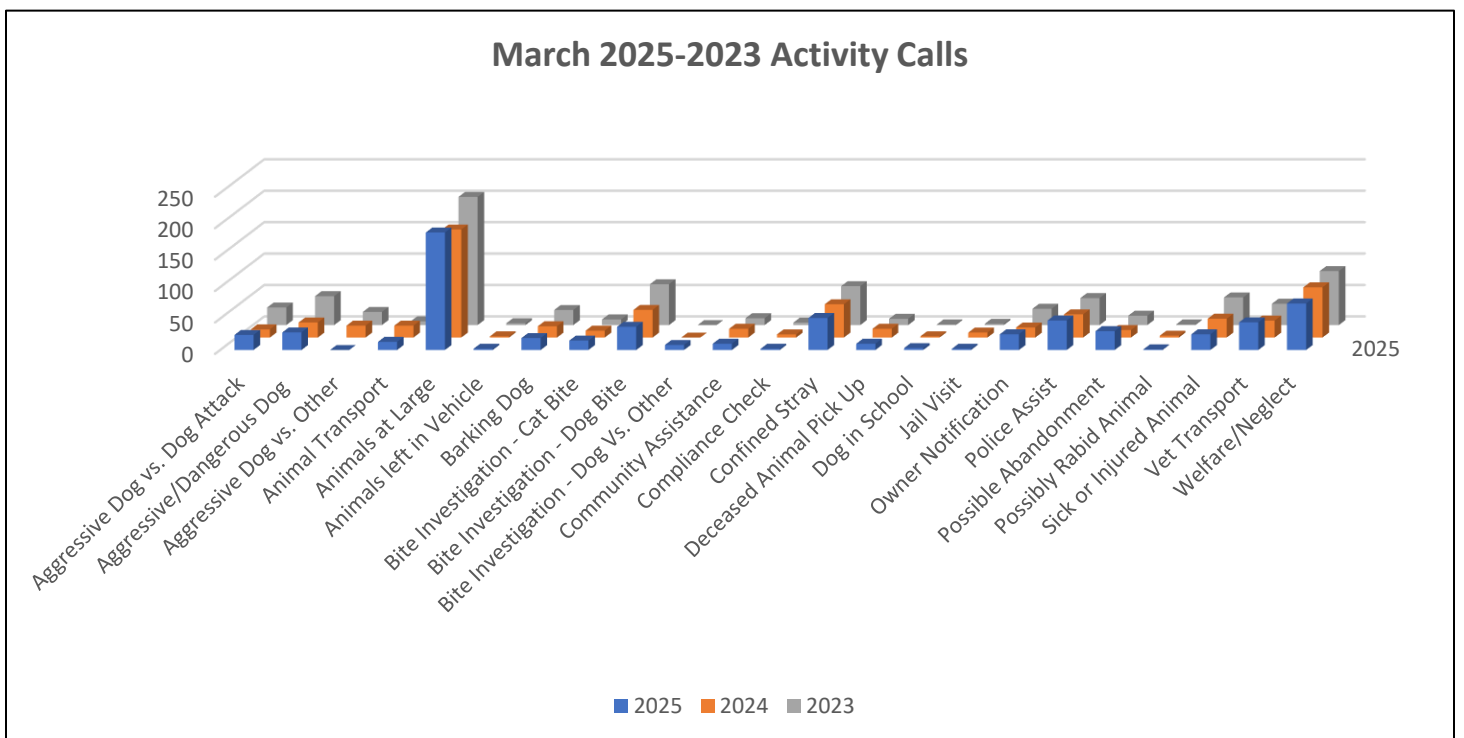


March 2025 Shelter Report

Activity Calls

Service Calls	657
Aggressive Dog Vs Dog	24
Aggressive/Dangerous Dog	28
Aggressive Dog Vs. Other	0
Animal Transport	13
Animal Left in Vehicle	2
Animals at Large	187
Barking Dog	19
Bites involving Cats	15
Bites involving Dogs	37
Bites Other Animals	8
Community Assistance	10
Compliance Check	2
Confined Stray	51
Dog in School	3
Deceased Animal Pick Up	10
Jail Visit	2
Owner Notification	25
Police Assist	47
Possible Abandonment	30
Possibly Rabid Animal	1
Set Trap	0
Sick or Injured Animal	25
Vet Transport	44
Welfare or Neglect Complaint	74

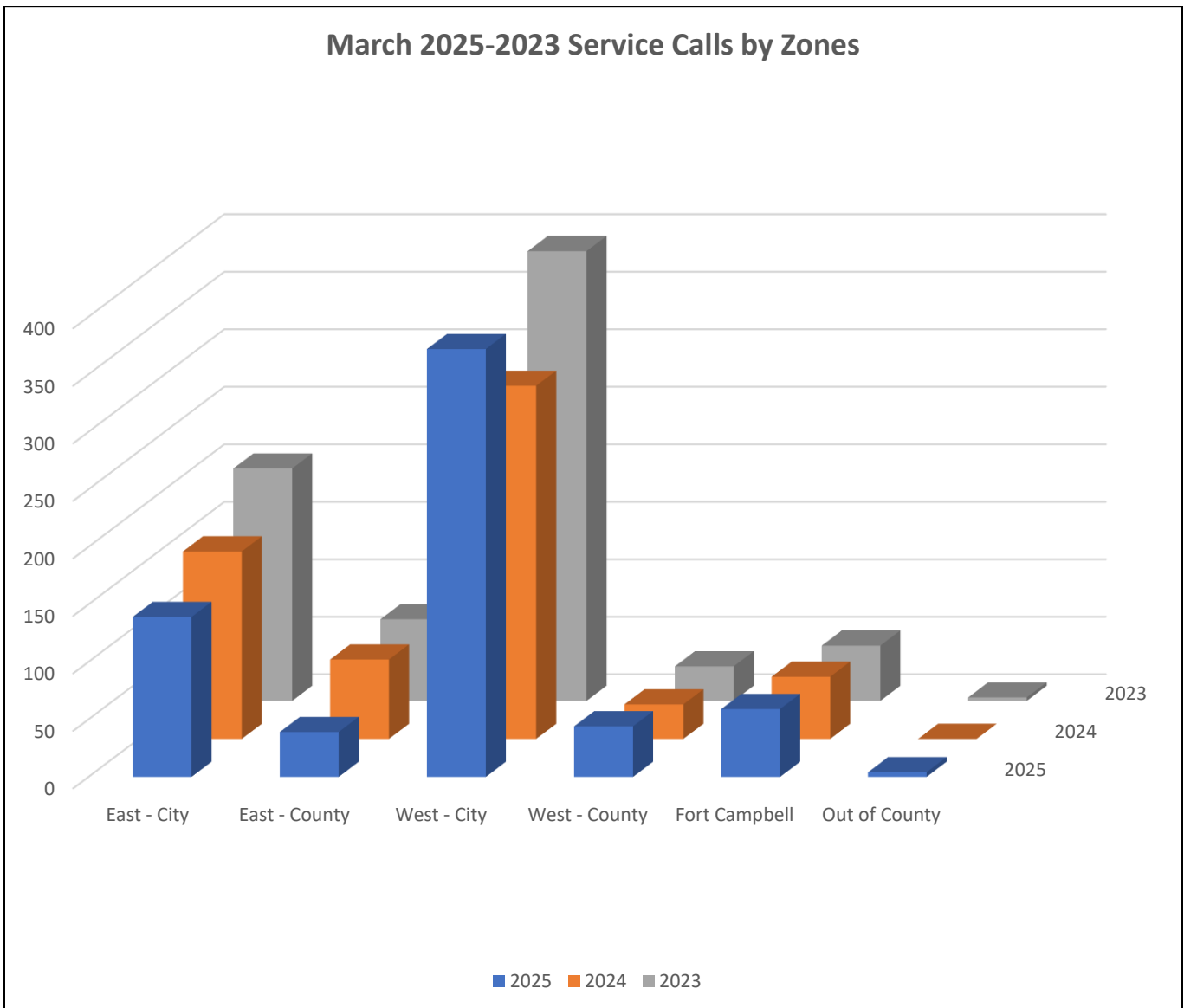
March 2025-2023 Activity Calls



March 2025 Shelter Report

Activity Calls by Zones

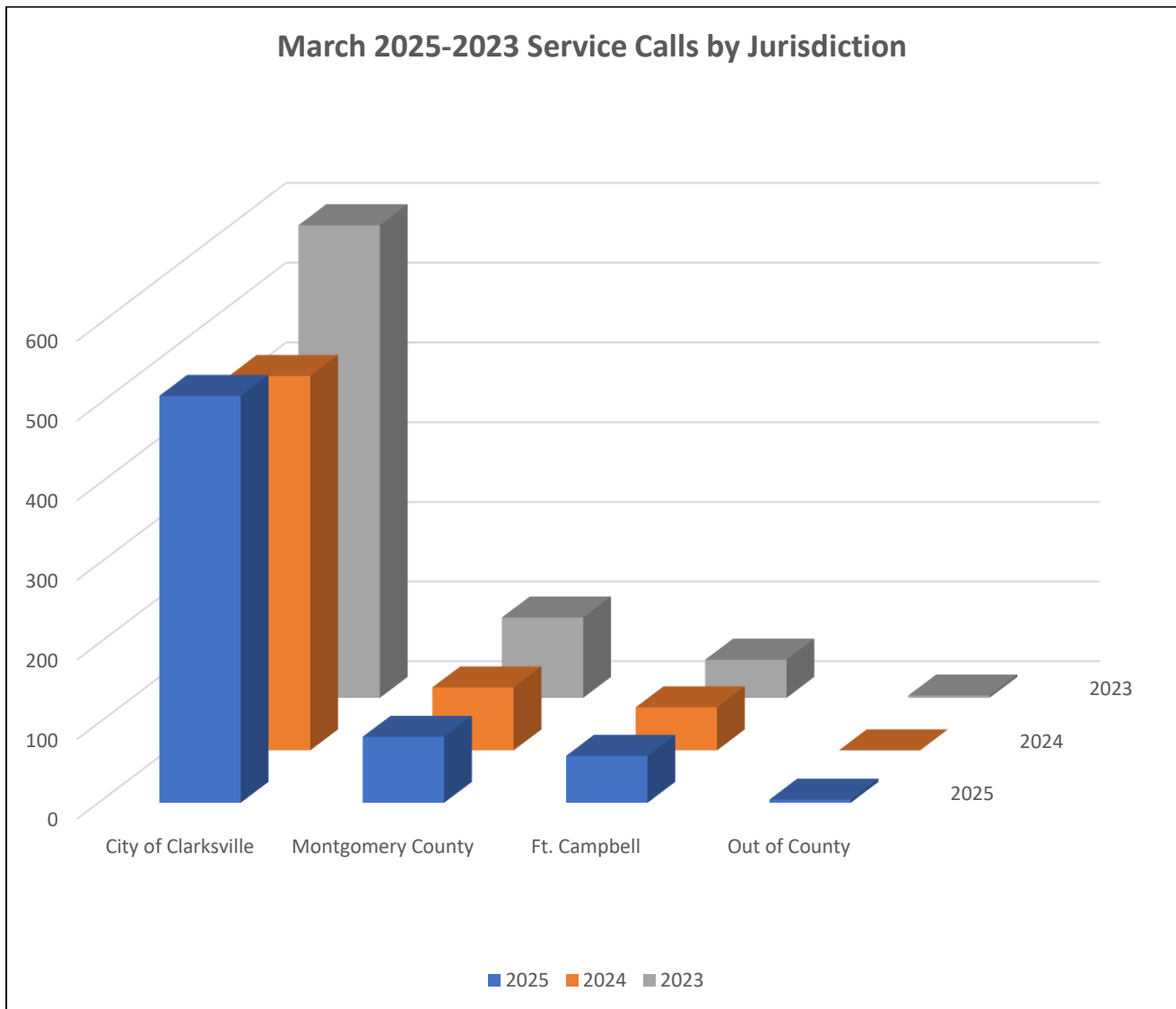
Service Calls by Zone	657
East City	139
East County	39
West City	372
West County	44
Ft. Campbell	59
Other	4



March 2025 Shelter Report

Activity Calls by Jurisdiction

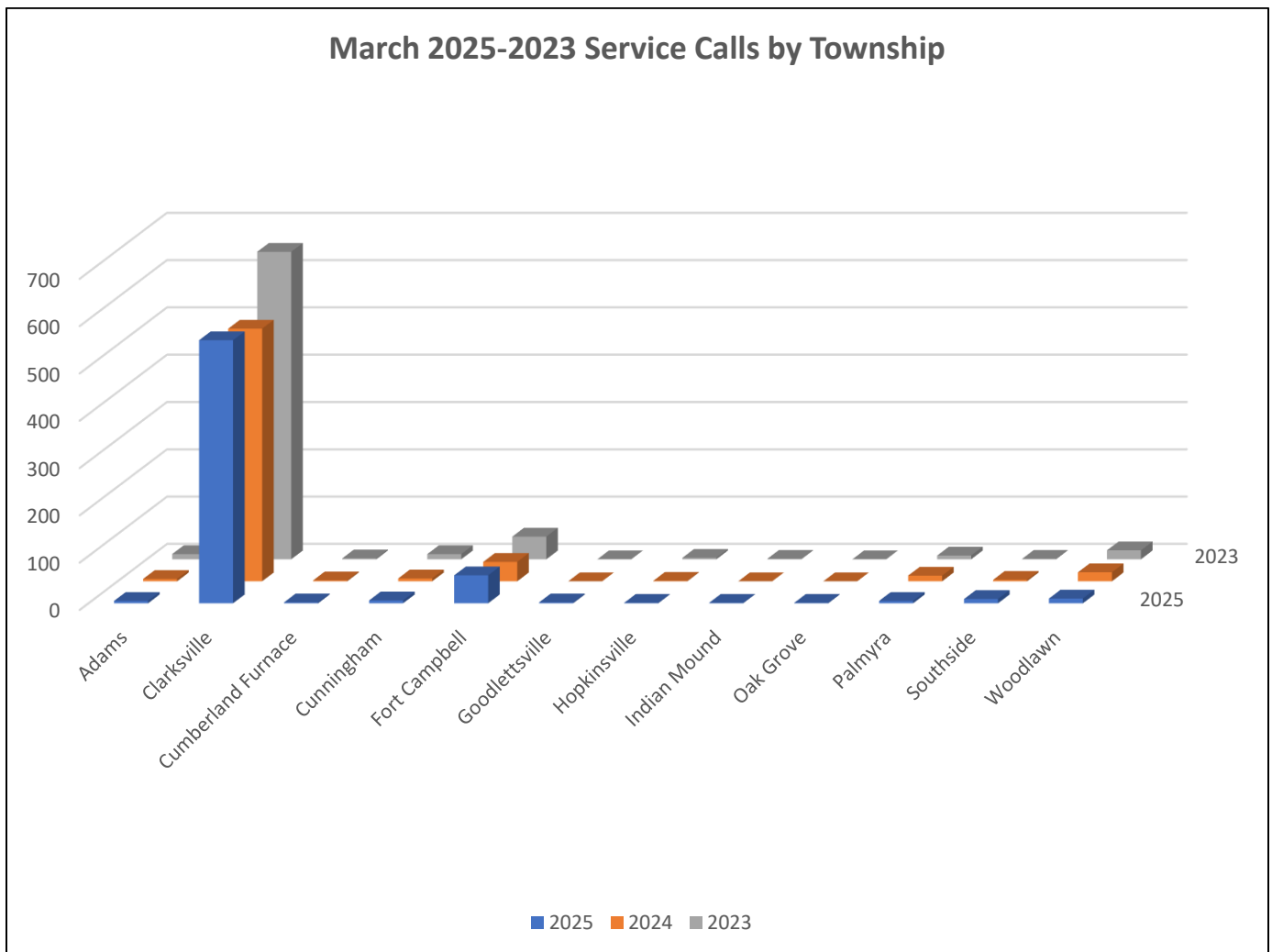
Service Calls by Jurisdiction	657
City of Clarksville	511
Montgomery County	83
Ft. Campbell	59
Out of County	4



March 2025 Shelter Report

Activity Calls by Townships

Service Calls by Township	657
Adams	5
Clarksville	556
Cumberland Furnace	2
Cumberland City	0
Cunningham	6
Fort Campbell	59
Indian Mound	1
Palmyra	5
Southside	9
Woodlawn	10
Other	3

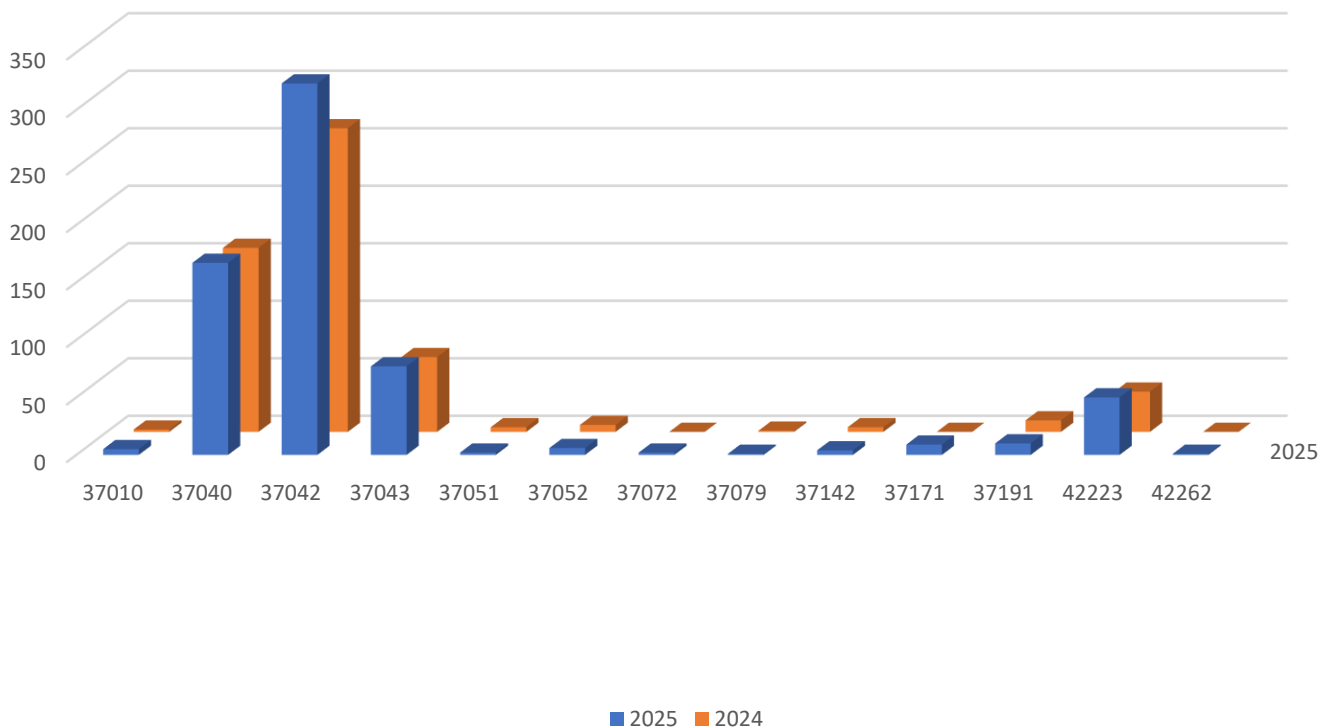


March 2025 Shelter Report

Service Calls by Zip Code

Service Calls Outcomes	657
37010	5
37040	167
37042	323
37043	77
37050	0
37051	2
37052	6
37072	2
37079	1
37091	0
37142	4
37171	9
37191	10
42223	50
Other	1

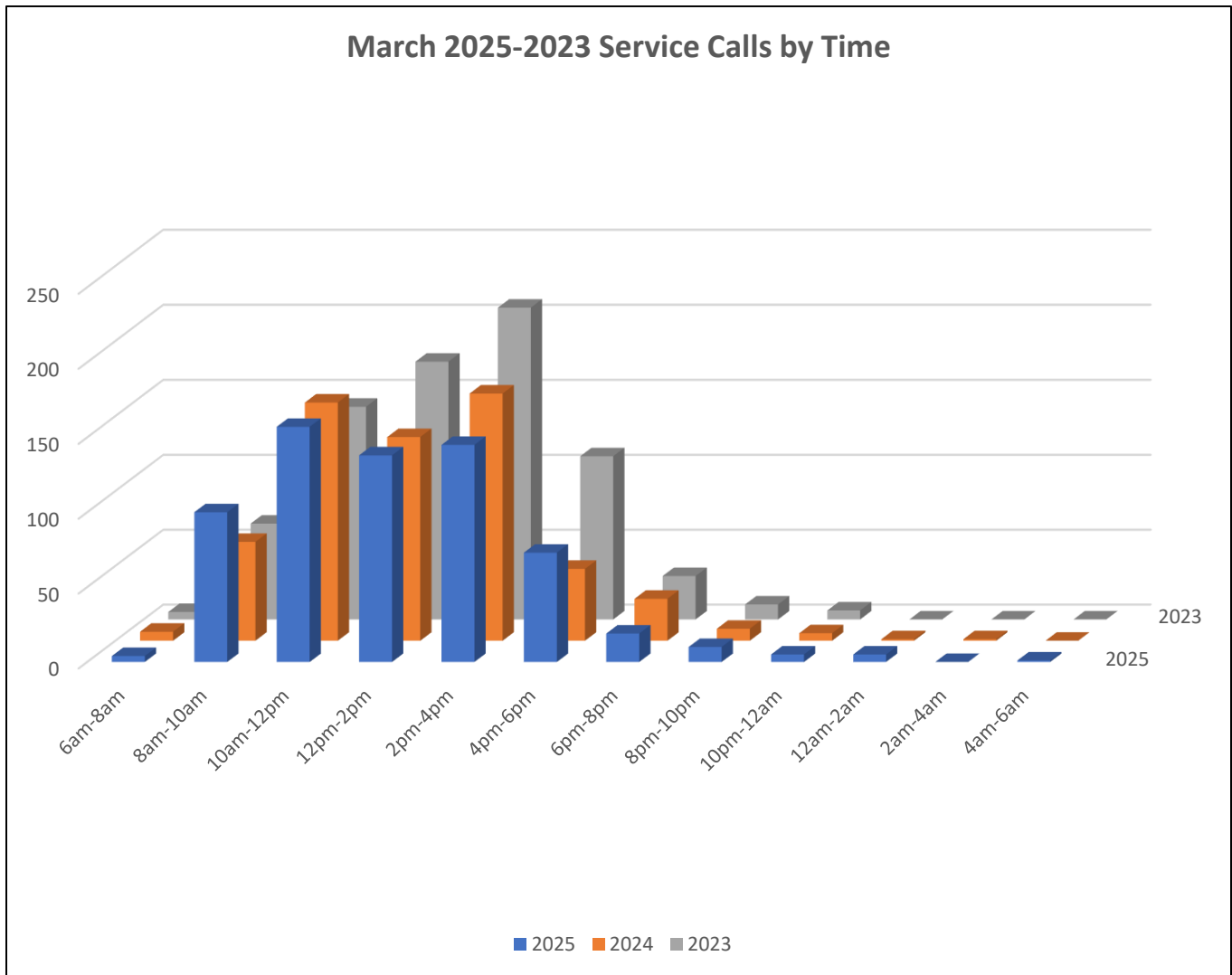
March 2025-2024 Service Calls by Zip Code



March 2025 Shelter Report

Activity by Time of Day

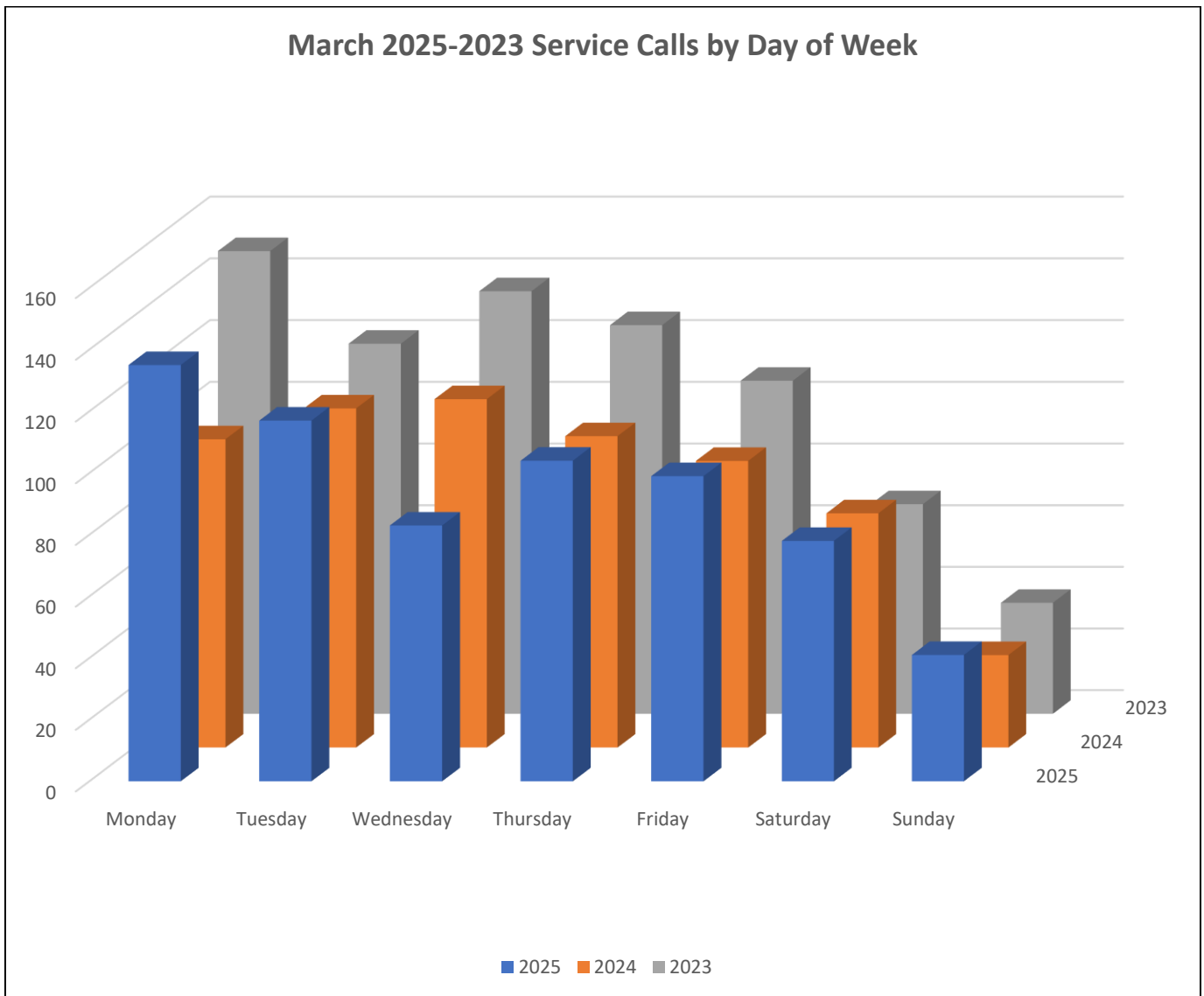
Service Calls by Time of Day	657
6am to 8am	4
8am to 10am	100
10am to 12pm	157
12pm to 2pm	138
2pm to 4pm	145
4pm to 6pm	73
6pm to 8pm	19
8pm to 10pm	10
10pm to 12am	5
12am to 2am	5
2am to 4am	0
4am to 6am	1



March 2025 Shelter Report

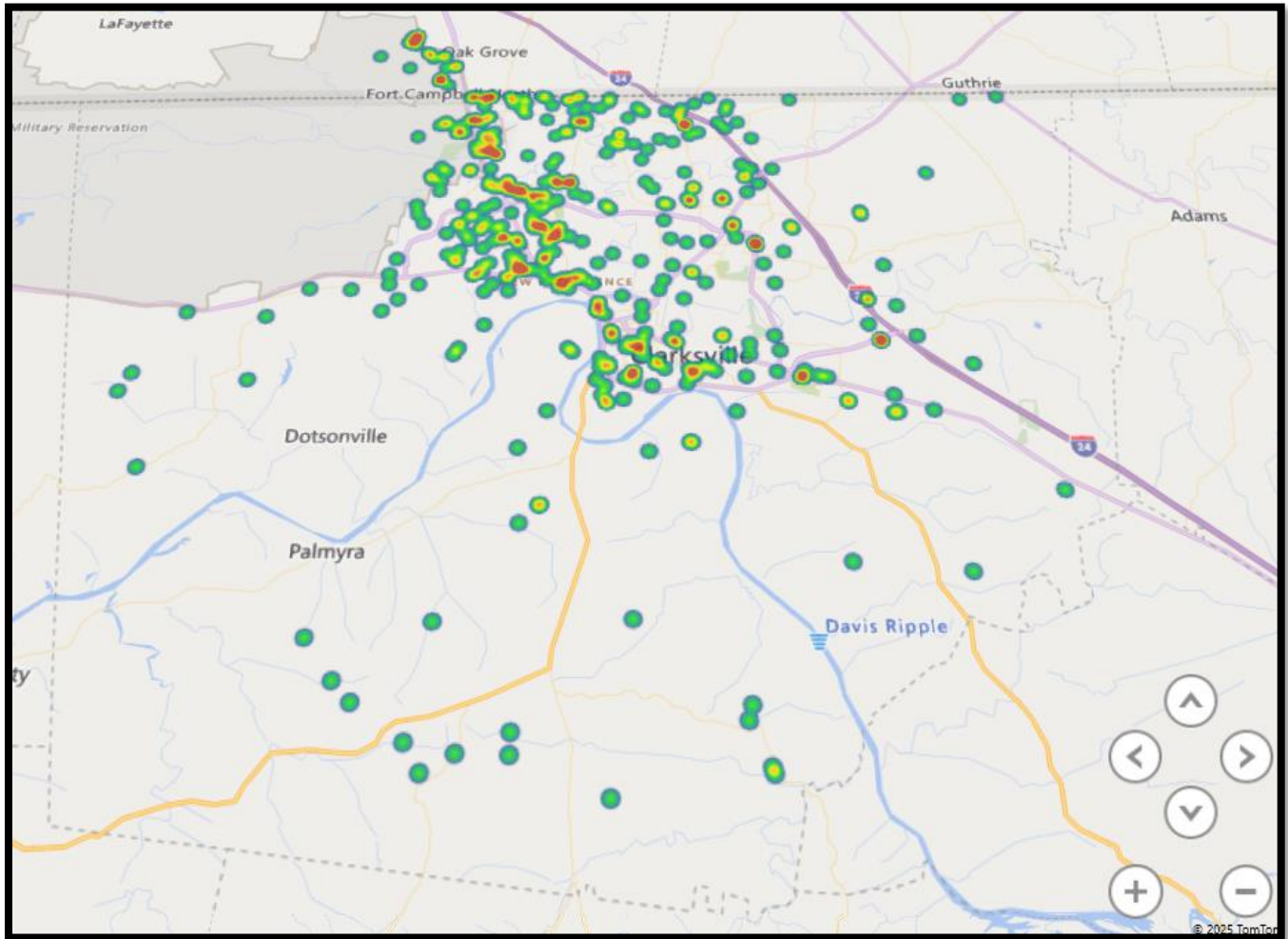
Activity by Day of Week

Service Calls by Day	657
Monday	135
Tuesday	117
Wednesday	83
Thursday	104
Friday	99
Saturday	78
Sunday	41



March 2025 Shelter Report

Activity Heat Map



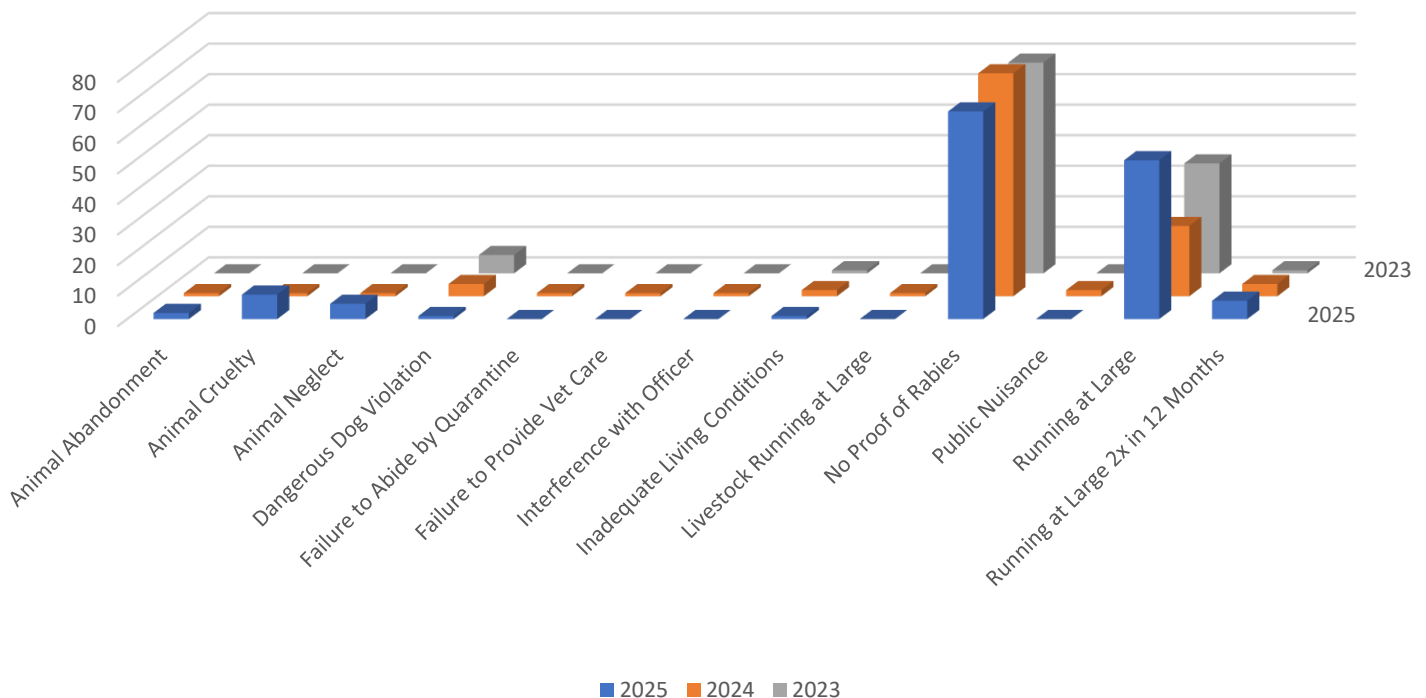
March 2025 Shelter Report

Citations Issued

Citations Issued	143
Animal Cruelty	8
Animal Neglect	5
Animal Abandonment	2
Barking Dog	0
Dangerous Dog Violation	1
Inadequate Living Conditions	1
Improper Tethering	0
Interference with Officer	0
No Proof of Rabies Vaccination	68
Running at Large	52
Running at Large Twice in 12 Months	6
Running at Large Fourth in 12 Months	0

Citation Outcomes	143
Sent to General Sessions	102
Rectified Prior to Court	29
Pending	6
Warning Citation	6

March 2025-2023 Citations Issued



2025 Totals

Activity	Jan.	Feb.	Mar.	Apr.	May	Jun.	Jul.	Aug.	Sep.	Oct.	Nov.	Dec.	Total	2023	Trend	% Change
Owner Surrenders	59	64	48										171			
Intakes	327	308	390										1,025			
Stray Dog	140	142	175										457			
Stray Cat	71	73	78										222			
Calls for Service	481	434	657										1,572			
Euthanasia dog	40	50	43										133			
Euthanasia Cat	12	13	17										42			
Microchips Issued	138	134	155										427			
Adoptions	147	136	148										431			
Rescue/Transfer	71	35	79										185			
Incoming Phone Calls	1,958	1,825	1,993										5,776			
Visitors	1,354	1,253	2,177										4,784			

Live Release Rate%	Jan.	Feb.	Mar.	Apr.	May	Jun.	Jul.	Aug.	Sep.	Oct.	Nov.	Dec.	Total	2023	% Change
Dogs	81%	83%	85%										83%		
Cats	89%	85%	85%										87%		
Total Live Release	84%	84%	85%										84%		

2024 Totals

Activity	Jan.	Feb.	Mar.	Apr.	May	Jun.	Jul.	Aug.	Sep.	Oct.	Nov.	Dec.	Total	2023	Trend	% Change
Owner Surrenders	52	44	29	56	44	49	62	69	67	61	44	46	625	661	642	
Intakes	340	329	336	411	476	491	542	504	431	474	361	380	5,076	4,438	5,202	
Stray Dog	166	178	167	156	185	171	197	170	163	173	156	176	2,058	1,792	2,071	
Stray Cat	63	64	74	107	170	181	221	169	136	153	100	80	1,518	1,411	1,605	
Calls for Service	540	554	623	609	583	517	619	692	625	665	499	500	7,026	7,130	7,232	
Euthanasia dog	37	54	15	28	56	52	71	38	41	40	31	36	499	419	518	
Euthanasia Cat	10	16	9	26	18	24	57	33	46	58	14	18	329	383	356	
Microchips Issued	152	102	149	150	137	137	158	197	156	193	193	181	1,905	1,438	1,837	
Adoptions	141	122	155	129	131	132	174	193	178	197	174	183	1,909	1,607	1,862	
Rescue/Transfer	53	54	57	79	134	105	91	84	58	73	42	55	886	972	945	
Incoming Phone Calls	1,926	2,200	2,421	2,507	2,296	2,295	2,552	2,363	2,091	2,510	1,598	1,385	26,144	26,816	27,793	
Visitors	1,081	1,364	1,411	941	1,120	1,262	1,576	1,699	1,402	1,421	1,560	1,757	16,594		15,932	

Live Release Rate%	Jan.	Feb.	Mar.	Apr.	May	Jun.	Jul.	Aug.	Sep.	Oct.	Nov.	Dec.	Total	2023	% Change
Dogs	76%	76%	93%	88%	79%	78%	73%	86%	82%	83%	85%	85%	82%		
Cats	89%	80%	91%	81%	91%	84%	72%	81%	67%	71%	87%	86%	82%		
Total Live Release	80%	77%	92%	85%	84%	81%	73%	84%	76%	77%	86%	85%	82%		

2023 Totals

Activity	Jan.	Feb.	Mar.	Apr.	May	Jun.	Jul.	Aug.	Sep.	Oct.	Nov.	Dec.	Total	2022	% Change
Owner Surrenders	49	50	56	63	70	41	52	44	41	30	32	36	564	661	-14.6%
Intakes	348	334	354	386	478	427	426	412	419	450	379	319	4,732	4,438	6.2%
Stray Dog	148	139	179	172	198	166	185	170	161	162	163	134	1,977	1,792	9.3%
Stray Cat	85	74	57	101	134	141	114	131	164	152	116	85	1,654	1,411	14.6%
Calls for Service	641	609	745	703	742	667	555	601	561	556	519	522	7,421	7,130	4%
Euthanasia dog	42	34	47	46	48	66	60	53	59	53	47	28	553	419	30%
Euthanasia Cat	15	15	21	17	16	34	61	52	48	57	29	15	380	383	.7%
Microchips Issued	109	123	123	124	160	131	140	110	132	182	154	143	1,631	1,438	11.8%
Adoptions	122	130	121	106	147	131	144	113	138	171	152	133	1,608	1,607	.2%
Rescue/Transfer	68	44	54	70	39	52	23	38	51	51	36	47	573	972	-41%
Incoming Phone Calls	2,347	1,913	2,345	2,225	2,540	2,246	2,266	2,454	2,131	2,257	1,967	2,125	26,816	--	--

Live Release Rate%	Jan.	Feb.	Mar.	Apr.	May	Jun.	Jul.	Aug.	Sep.	Oct.	Nov.	Dec.	Total	2022	% Change
Dogs	89%	83%	81%	80%	82%	71%	75%	74%	67%	75%	80%	76%	78%	84%	-9%
Cats	91%	84%	78%	83%	85%	72%	57%	54%	71%	69%	80%	88%	76%	72%	5.2%
Total Live Release	90%	83%	80%	81%	82%	71%	68%	67%	69%	72%	80%	82%	77%	80%	-3.7%

2022 Totals

Activity	Jan.	Feb.	Mar.	Apr.	May	Jun.	Jul.	Aug.	Sep.	Oct.	Nov.	Dec.	Total	2021	% Change
Owner Surrenders	31	110	75	41	31	56	36	47	54	48	49	52	661	633	4%
Intakes	234	320	329	313	384	396	313	508	456	434	369	382	4,438	3,761	15%
Stray Dog	114	109	150	108	119	129	158	202	171	153	166	192	1,792	1,435	20%
Stray Cat	67	47	80	129	195	175	91	177	164	146	78	62	1,411	1,065	25%
Calls for Service	397	409	614	615	592	628	637	649	630	642	636	681	7,130	5,328	25%
Euthanasia dog	19	32	27	21	24	35	36	64	55	27	50	64	419	232	45%
Euthanasia Cat	11	27	30	18	29	84	42	52	73	66	46	18	383	350	8%
Microchips Issued	128	99	150	123	140	144	193	172	128	170	135		1,438	1,636	-12%
Adoptions	137	99	142	122	110	142	184	187	141	186	122	177	1,607	1,523	5%
Rescue/Transfer	60	68	75	131	77	68	35	85	83	63	46	67	790	972	-18%
Incoming Phone Calls	**	**	**	**	**	**	**	**	**	2,400	2,192	2,155	6,747	---	---

Live Release Rate%	Jan.	Feb.	Mar.	Apr.	May	Jun.	Jul.	Aug.	Sep.	Oct.	Nov.	Dec.	Total	2021	% Change
Dogs	89.4%	83%	87%	91%	88%	85%	86%	76%	76%	89%	76%	77%	84%	86%	-2%
Cats	90%	73%	75%	88%	78%	54%	71%	71%	56%	65%	60%	87%	72%	72%	0%
Total Live Release	89.4%	80%	83%	90%	84%	72%	80%	74%	67%	78%	71%	81%	80%	85%	-5%

