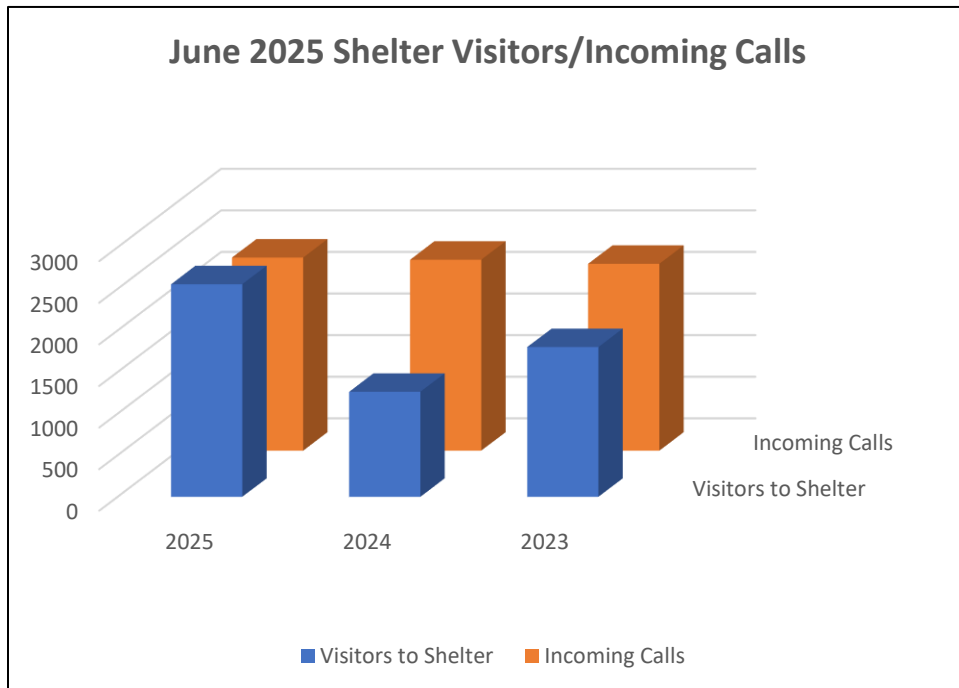
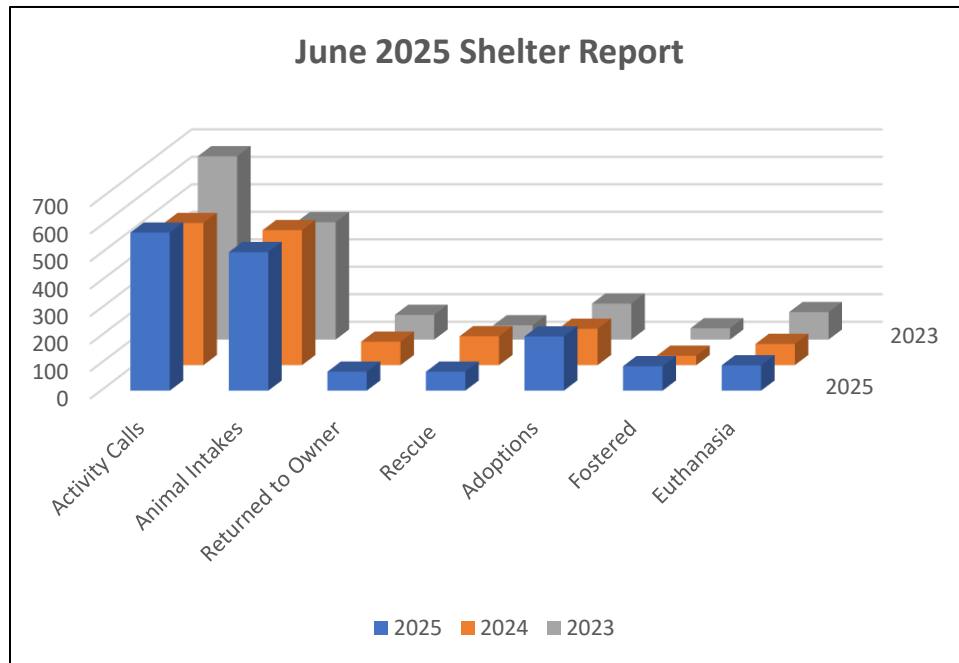




# June 2025 Shelter Report

| June 2025                    |              |
|------------------------------|--------------|
| <b>Activity Calls</b>        | <b>575</b>   |
| <b>Animal Intakes</b>        | <b>504</b>   |
| Dogs                         | 208          |
| Cats                         | 290          |
| Other                        | 7            |
| <b>Incoming Per Day</b>      | <b>20</b>    |
| <b>Returned to Owner</b>     | <b>69</b>    |
| Dogs – In Field              | 8            |
| Cats – In Field              | 0            |
| Dogs – From Shelter          | 58           |
| Cats – From Shelter          | 3            |
| <b>Rescue Transfers</b>      | <b>69</b>    |
| Dogs Transferred             | 18           |
| Cats Transferred             | 51           |
| Other                        | 0            |
| <b>Animals Adopted</b>       | <b>197</b>   |
| Dogs Adopted                 | 93           |
| Cats Adopted                 | 102          |
| Other Animals                | 2            |
| <b>Fostered</b>              | <b>89</b>    |
| Dogs Fostered                | 7            |
| Cats Fostered                | 82           |
| <b>Euthanasia</b>            | <b>91</b>    |
| Dogs Euthanized              | 45           |
| Cats Euthanized              | 46           |
| <b>TNR/Returned to Field</b> | <b>2</b>     |
| <b>Visitors to Shelter</b>   | <b>2,775</b> |
| Avg. Visitors per Day        | 127          |
| <b>Incoming Phone Calls</b>  | <b>2,321</b> |
| Avg. Calls per Day           | 86           |

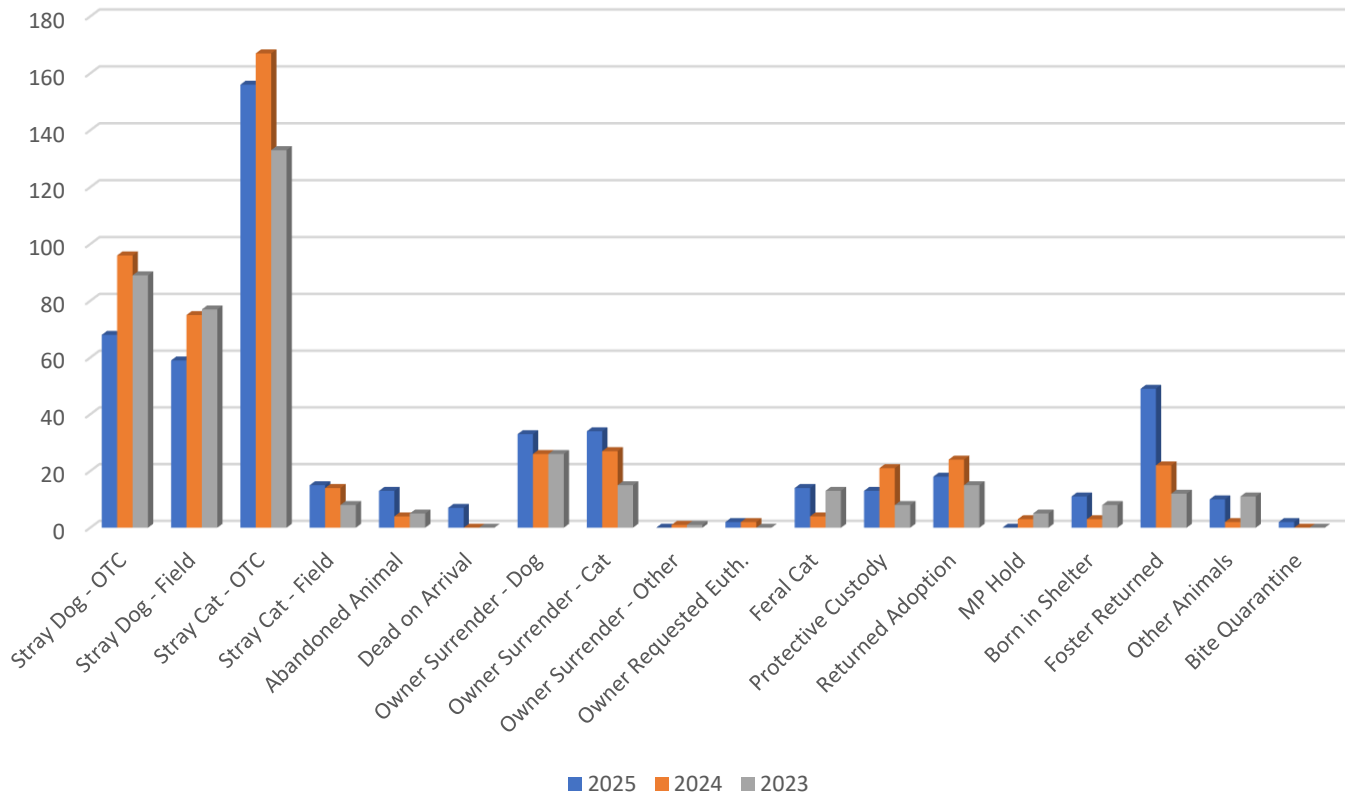


# June 2025 Shelter Report

## Animal Intake Reasons

| Intake Reasons          | 504 |
|-------------------------|-----|
| Stray Dog – OTC         | 68  |
| Stray Dog – Field       | 59  |
| Stray Cat – OTC         | 156 |
| Stray Cat – Field       | 15  |
| Abandoned Animal        | 13  |
| Dead on Arrival         | 7   |
| Owner Surrender – Dog   | 33  |
| Owner Surrender - Cat   | 34  |
| Owner Surrender - Other | 0   |
| Owner Euth. Request     | 2   |
| Feral Cat               | 14  |
| Protective Custody      | 13  |
| Returned Adoption       | 18  |
| MP Hold – Ft. Campbell  | 0   |
| Born in Shelter         | 11  |
| Foster Returned         | 49  |
| Other Animals           | 10  |
| Bite Quarantine         | 2   |

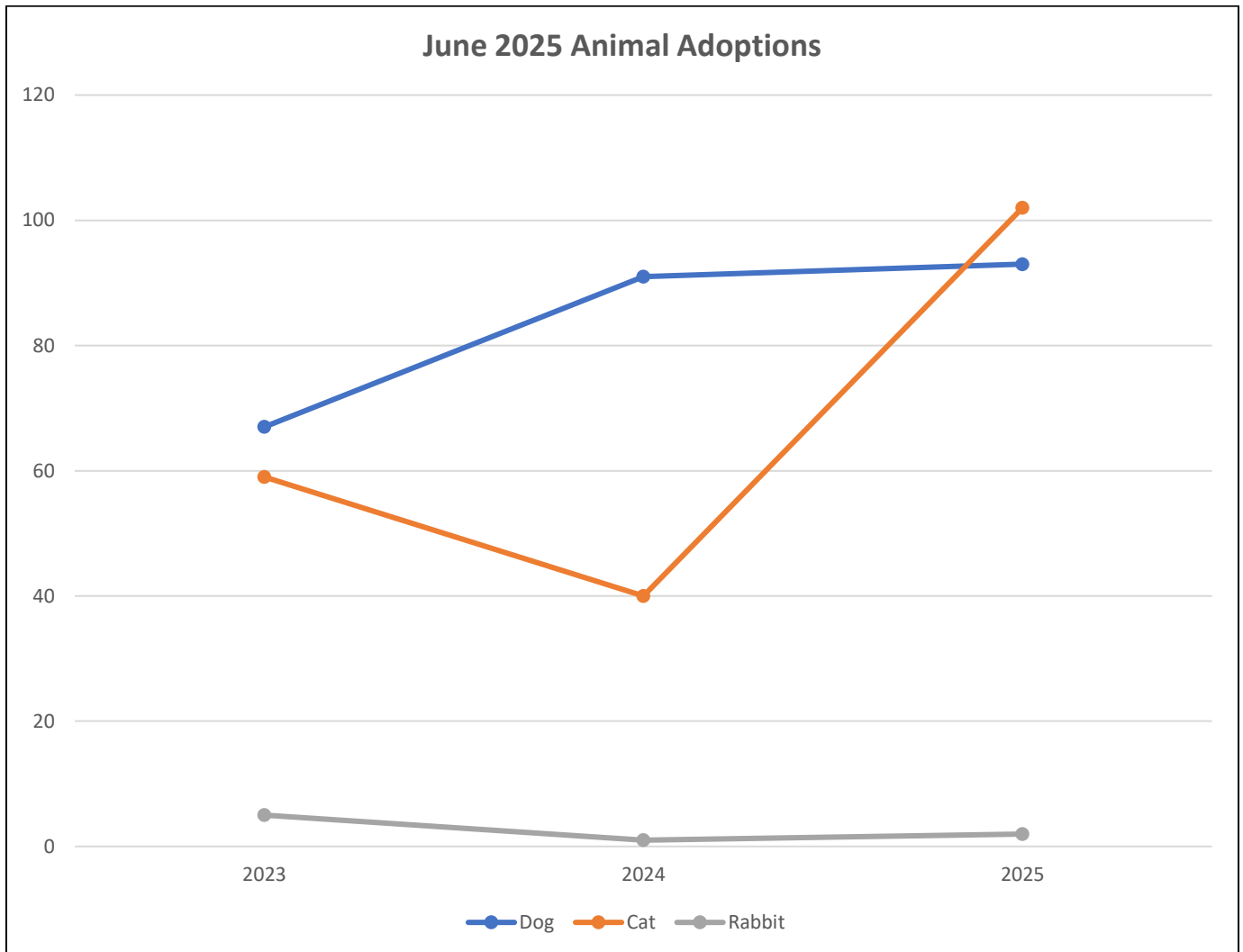
June 2025 Animal Intake Reasons



# June 2025 Shelter Report

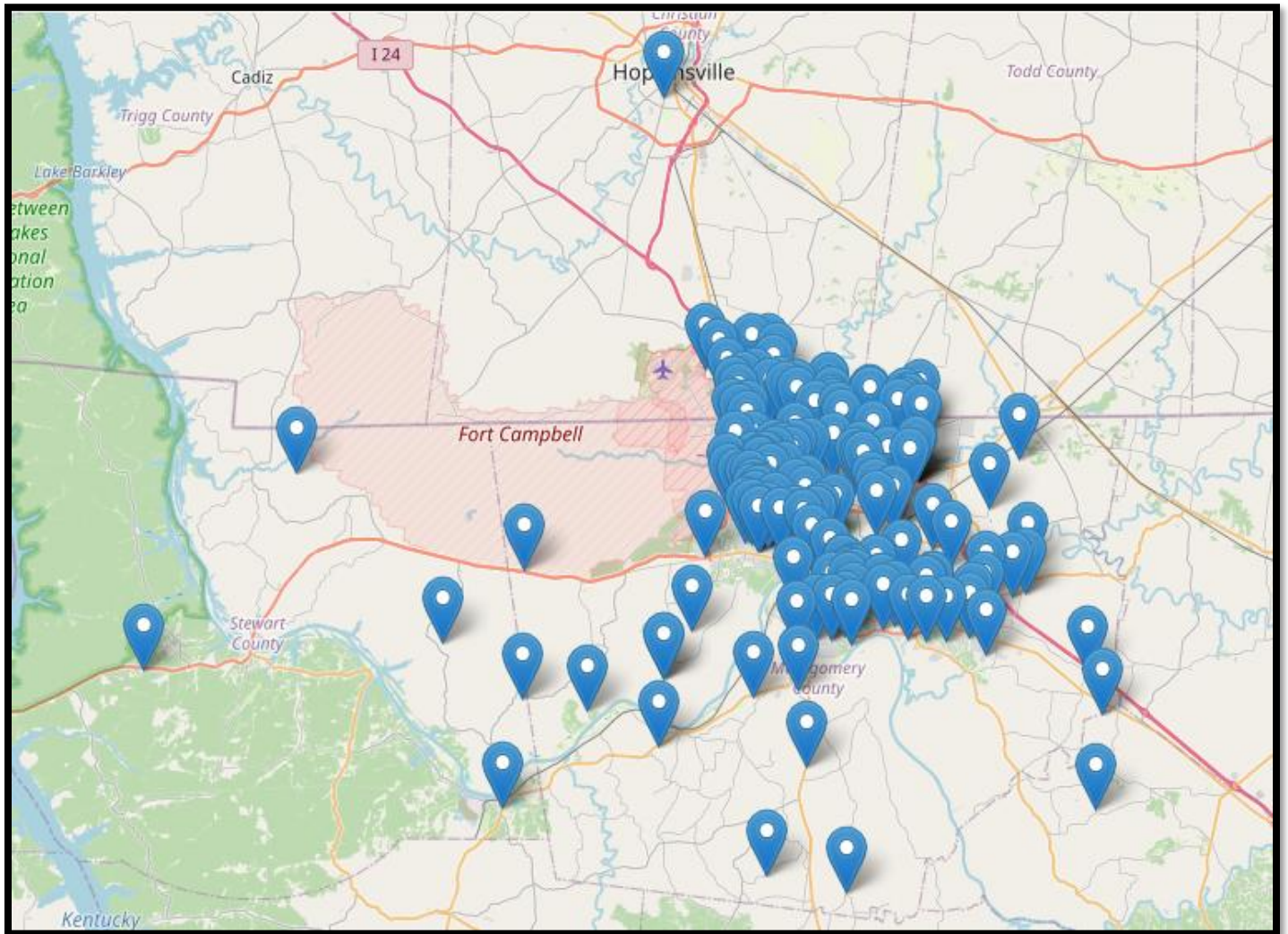
## Animal Adoptions

| Adoptions     | 197 |
|---------------|-----|
| Dogs/Puppies  | 93  |
| Cats/Kittens  | 102 |
| Other Animals | 2   |



# June 2025 Shelter Report

## Adoptions Map

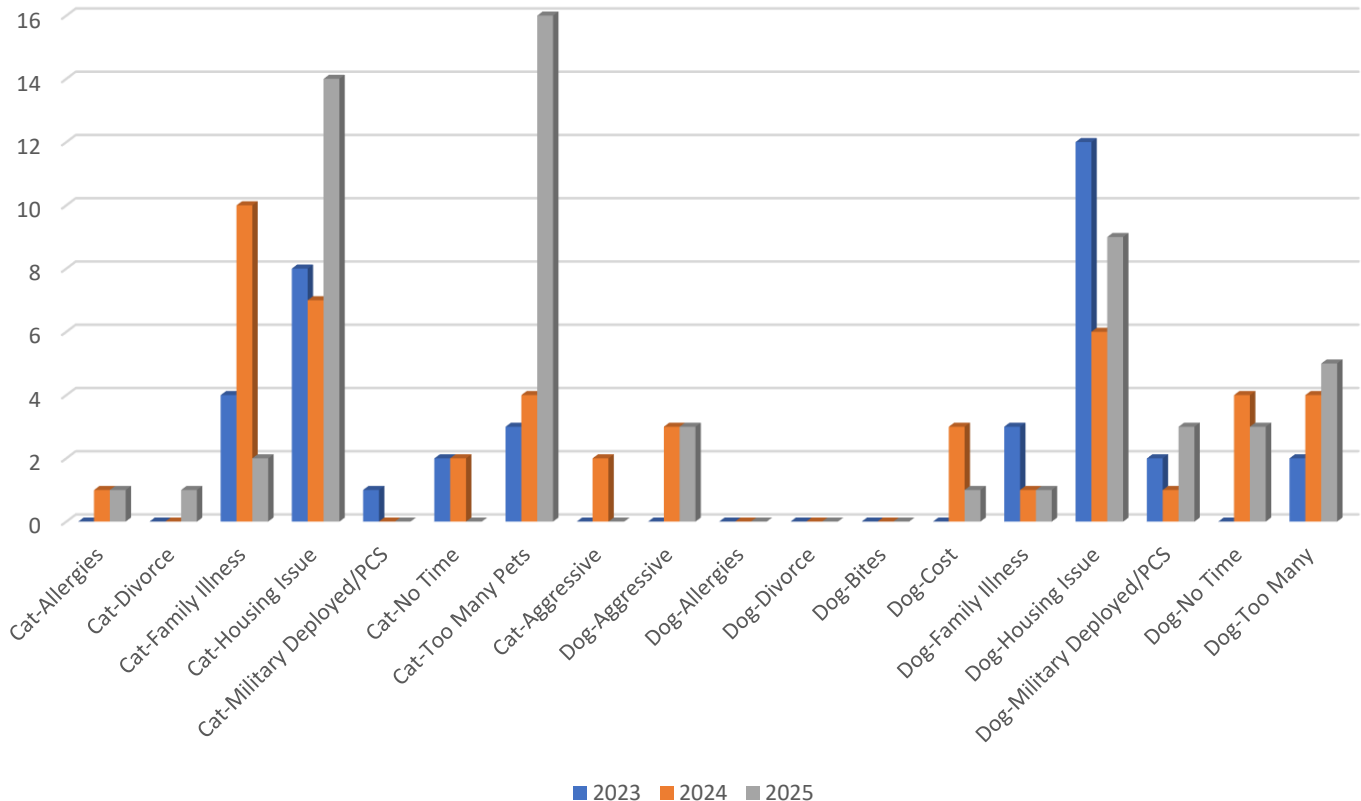


# June 2025 Shelter Report

## Owner Surrenders

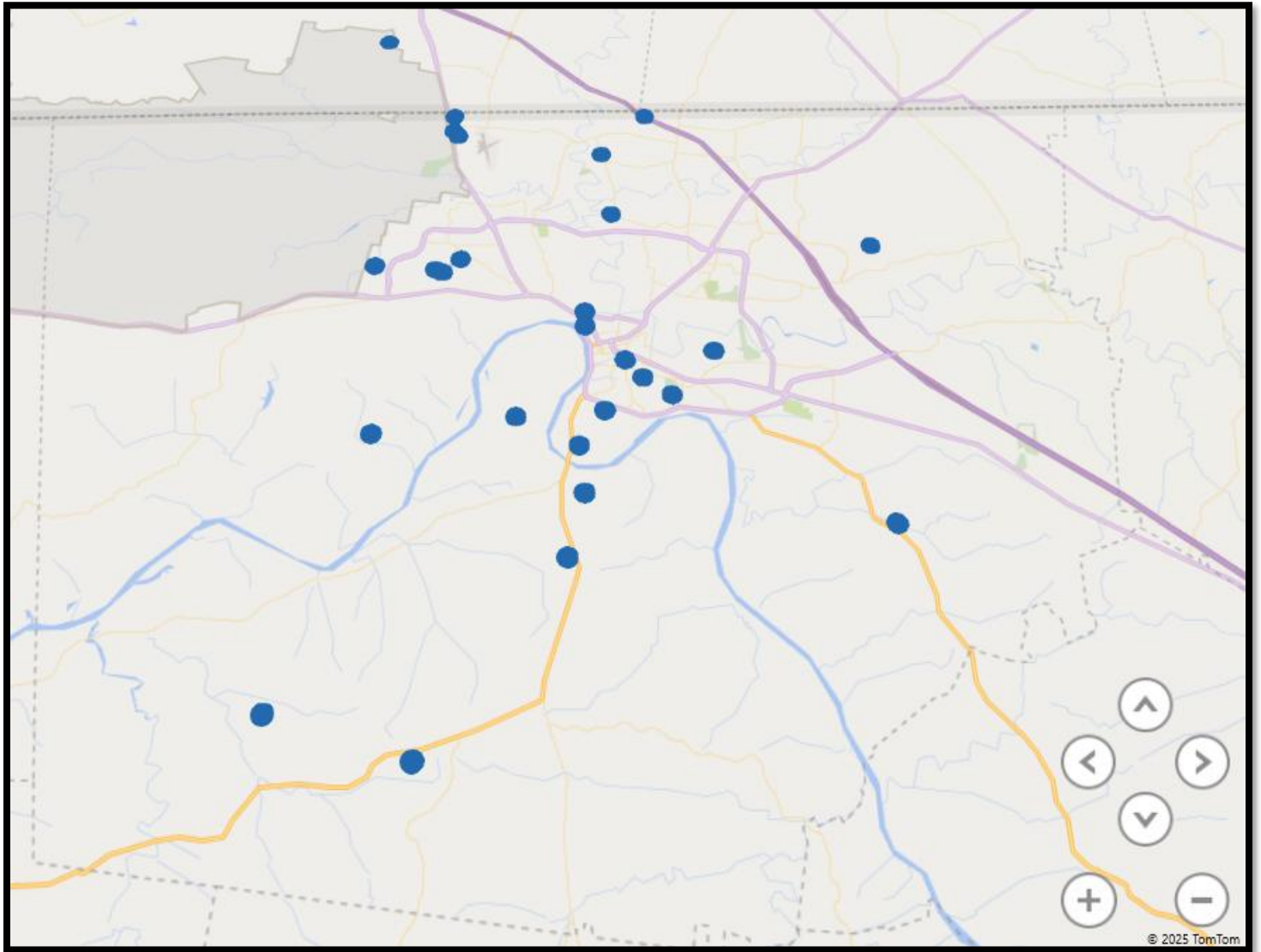
| Owner Surrender Reason      | 59 |
|-----------------------------|----|
| Cat – Allergies             | 1  |
| Cat – Divorce               | 1  |
| Cat - Family Illness        | 2  |
| Cat – Housing Issue         | 14 |
| Cat – Military Deployed/PCS | 0  |
| Cat – No Time               | 0  |
| Cat – Too Many Animals      | 16 |
| Dog – Aggressive – People   | 3  |
| Dog – Allergies             | 0  |
| Dog – Divorce               | 0  |
| Dog – Bites/Bitten          | 0  |
| Dog – Cost                  | 1  |
| Dog – Family Illness        | 1  |
| Dog – Housing Issue         | 9  |
| Dog – Military Deployed/PCS | 3  |
| Dog – No Time               | 3  |
| Dog – Too Many Animals      | 5  |
| Rabbit – Housing Issue      | 0  |

June 2025 Owner Surrender Reasons



## June 2025 Shelter Report

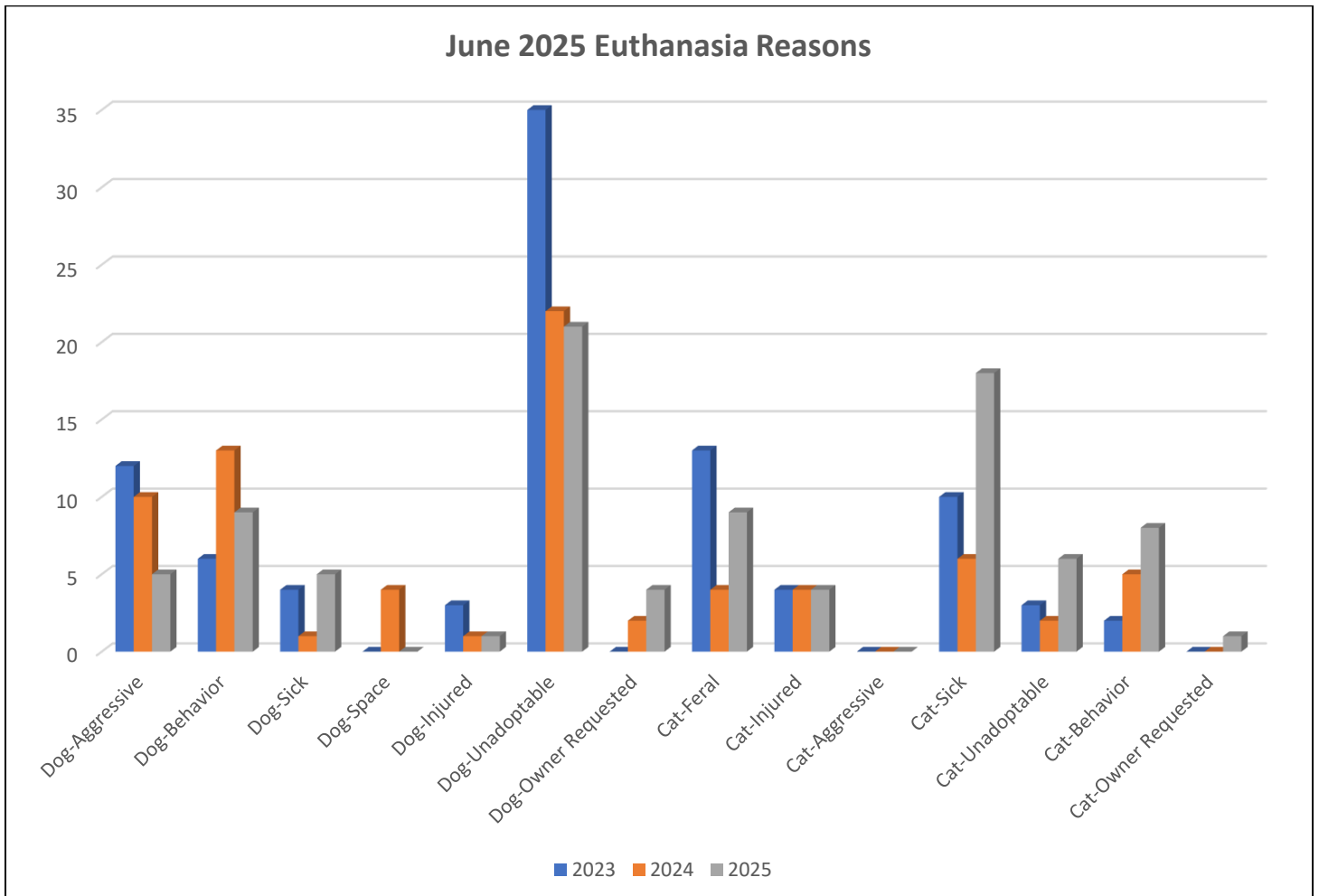
### Owner Surrender Map



# June 2025 Shelter Report

## Euthanasia

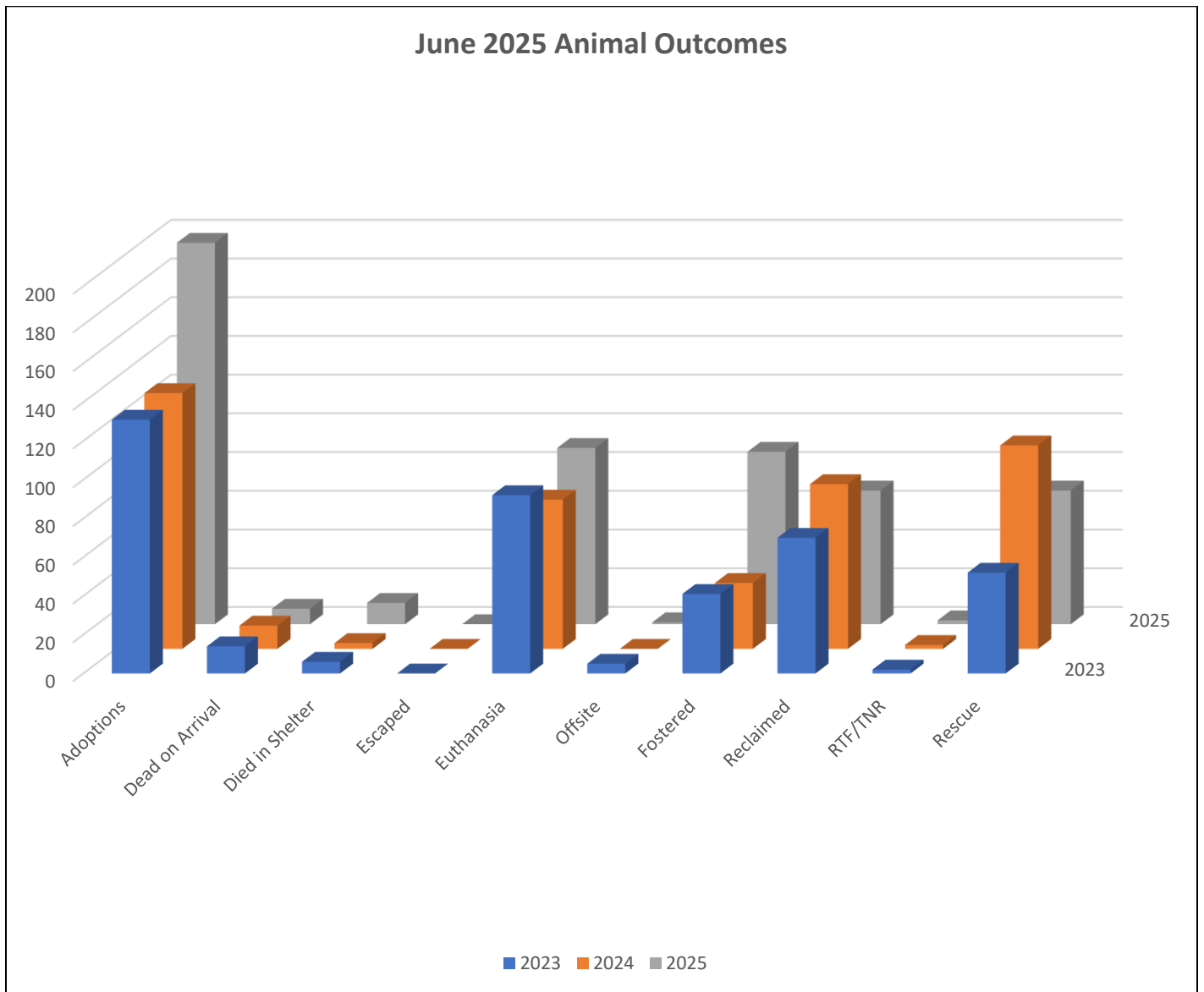
| Animal Euthanasia   | 91        |
|---------------------|-----------|
| <b>Dogs/Puppies</b> | <b>45</b> |
| Aggressive          | 5         |
| Behavior            | 9         |
| Sick                | 5         |
| Space               | 0         |
| Injured             | 1         |
| Unadoptable         | 21        |
| Owner Requested     | 4         |
| <b>Cats/Kittens</b> | <b>46</b> |
| Feral               | 9         |
| Injured             | 4         |
| Aggressive          | 0         |
| Sick                | 18        |
| Unadoptable         | 6         |
| Behavior            | 8         |
| Owner Requested     | 1         |



## June 2025 Shelter Report

### Outcomes

| Animal Outcomes | 537 |
|-----------------|-----|
| Adoptions       | 197 |
| Dead on Arrival | 8   |
| Died in Shelter | 11  |
| Escaped         | 0   |
| Euthanasia      | 91  |
| Offsite         | 1   |
| Fostered        | 89  |
| Reclaimed       | 69  |
| RTF/TNR         | 2   |
| Rescue          | 69  |

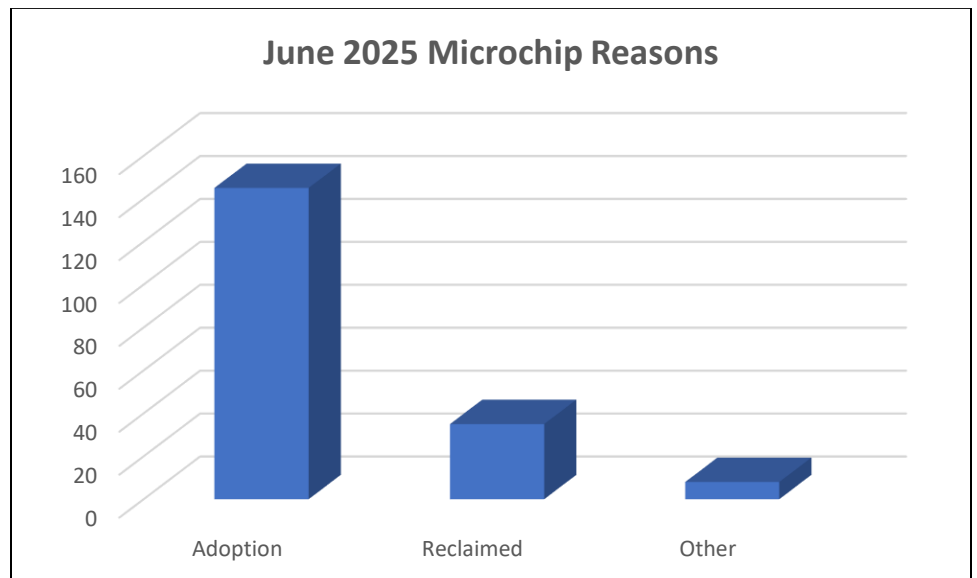
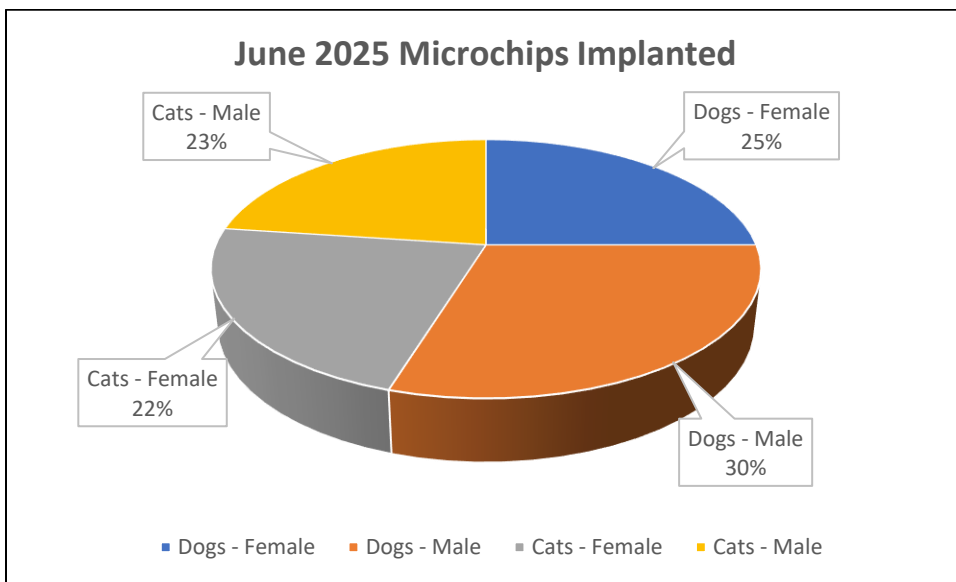




# June 2025 Shelter Report

## Microchips Issued

| Microchips Implanted | 188 |
|----------------------|-----|
| Dogs – Female        | 47  |
| Dogs – Male          | 56  |
| Cats – Female        | 42  |
| Cats – Male          | 43  |
|                      |     |
| Adoptions            | 145 |
| Reclaimed            | 35  |
| Other                | 8   |
| Event                | 0   |

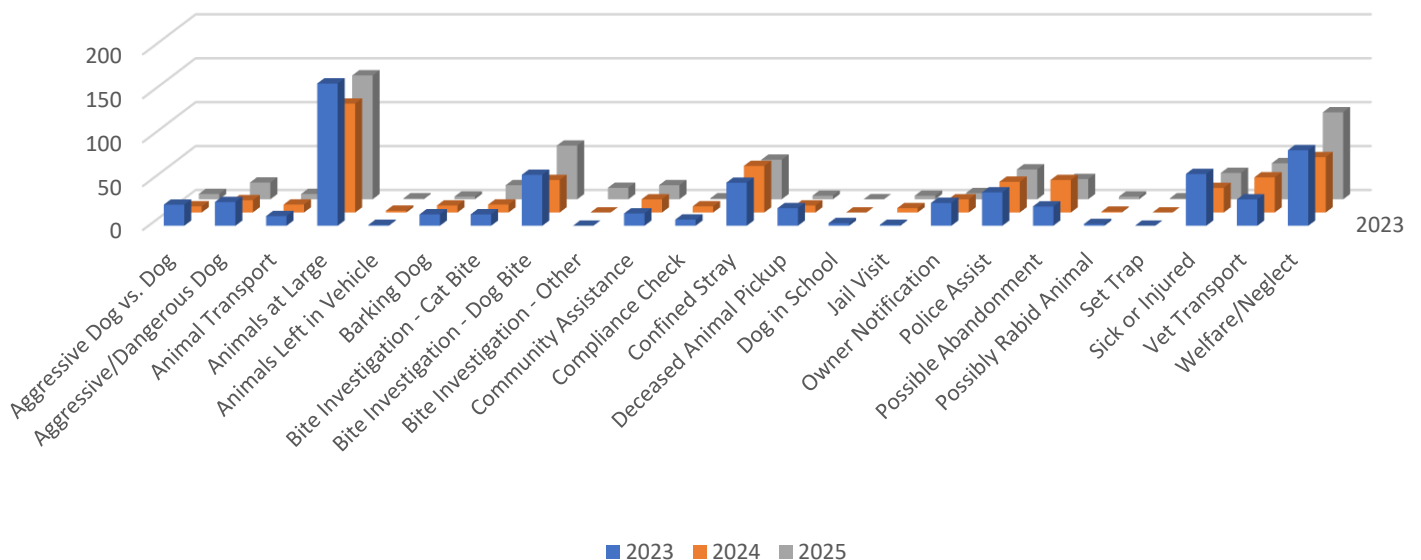


# June 2025 Shelter Report

## Activity Calls

| Service Calls                | 574 |
|------------------------------|-----|
| Aggressive Dog Vs Dog        | 6   |
| Aggressive/Dangerous Dog     | 19  |
| Aggressive Dog Vs. Other     | 0   |
| Animal Transport             | 6   |
| Animal Left in Vehicle       | 1   |
| Animals at Large             | 141 |
| Barking Dog                  | 3   |
| Bites involving Cats         | 16  |
| Bites involving Dogs         | 61  |
| Bites Other Animals          | 13  |
| Community Assistance         | 16  |
| Compliance Check             | 1   |
| Confined Stray               | 45  |
| Dog in School                | 0   |
| Deceased Animal Pick Up      | 4   |
| Jail Visit                   | 4   |
| Owner Notification           | 7   |
| Police Assist                | 34  |
| Possible Abandonment         | 23  |
| Possibly Rabid Animal        | 3   |
| Set Trap                     | 1   |
| Sick or Injured Animal       | 30  |
| Vet Transport                | 41  |
| Welfare or Neglect Complaint | 99  |

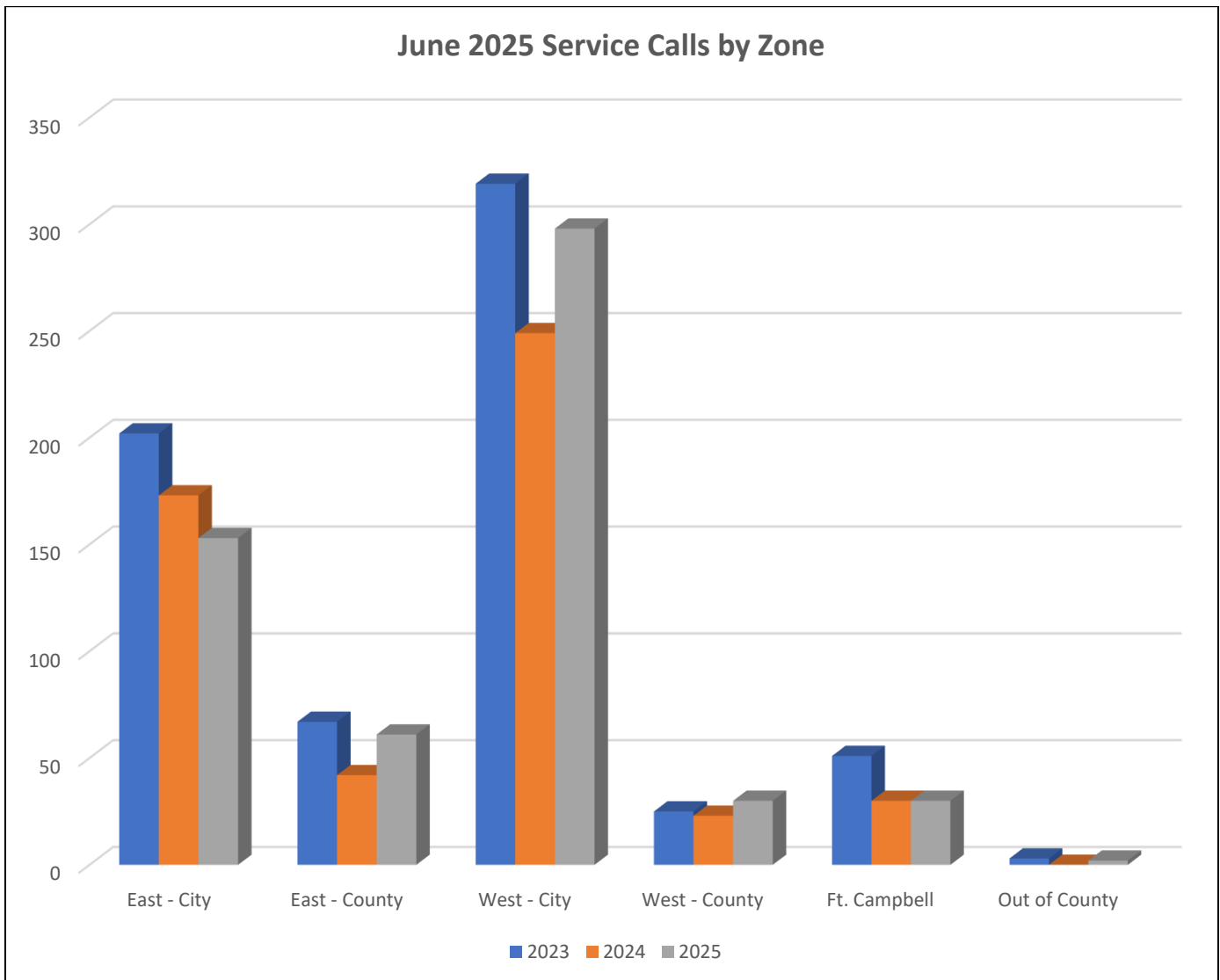
June 2025 Service Calls



## June 2025 Shelter Report

### Activity Calls by Zones

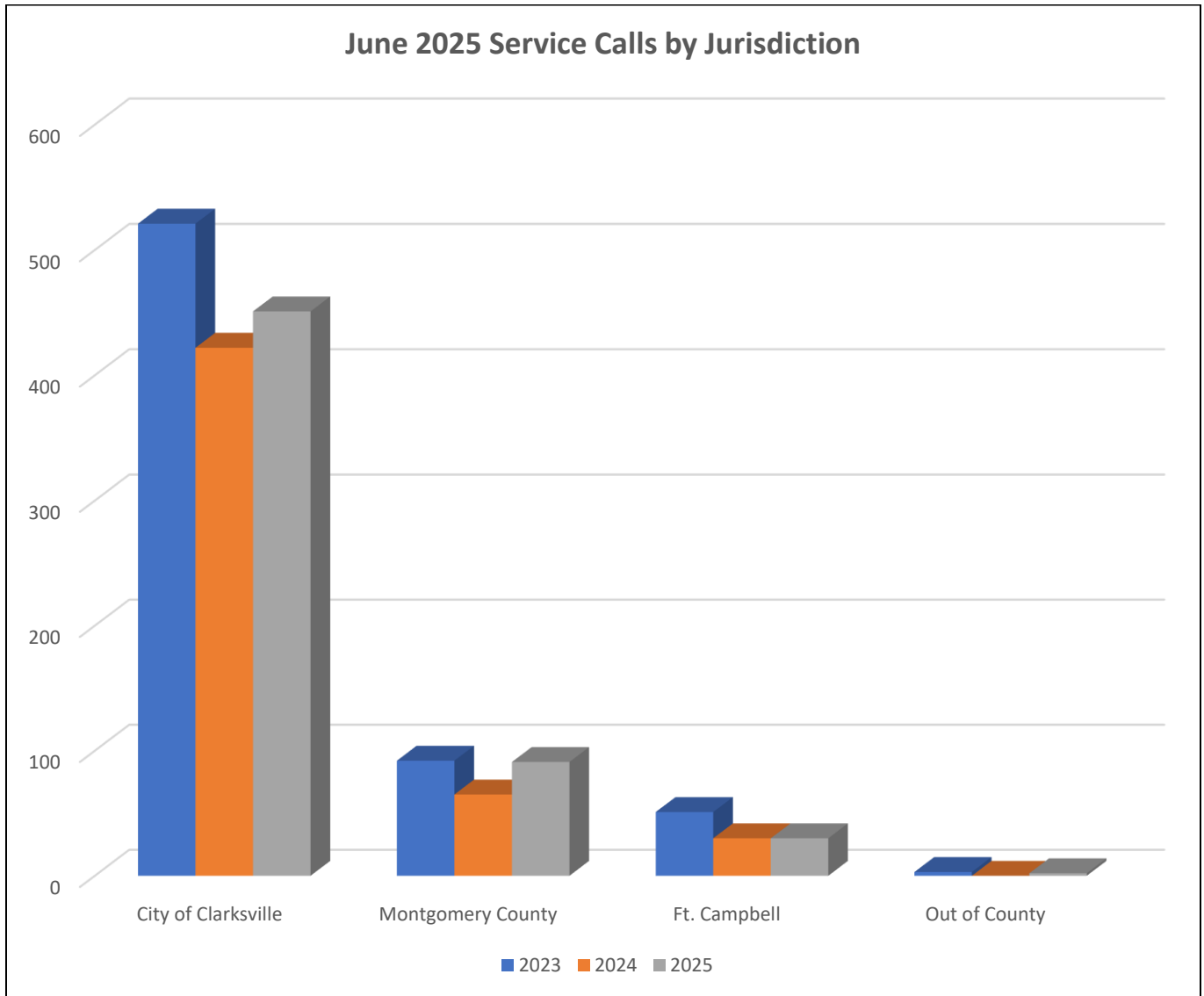
| Service Calls by Zone | 574 |
|-----------------------|-----|
| East City             | 153 |
| East County           | 61  |
| West City             | 298 |
| West County           | 30  |
| Ft. Campbell          | 30  |
| Other                 | 2   |



## June 2025 Shelter Report

### Activity Calls by Jurisdiction

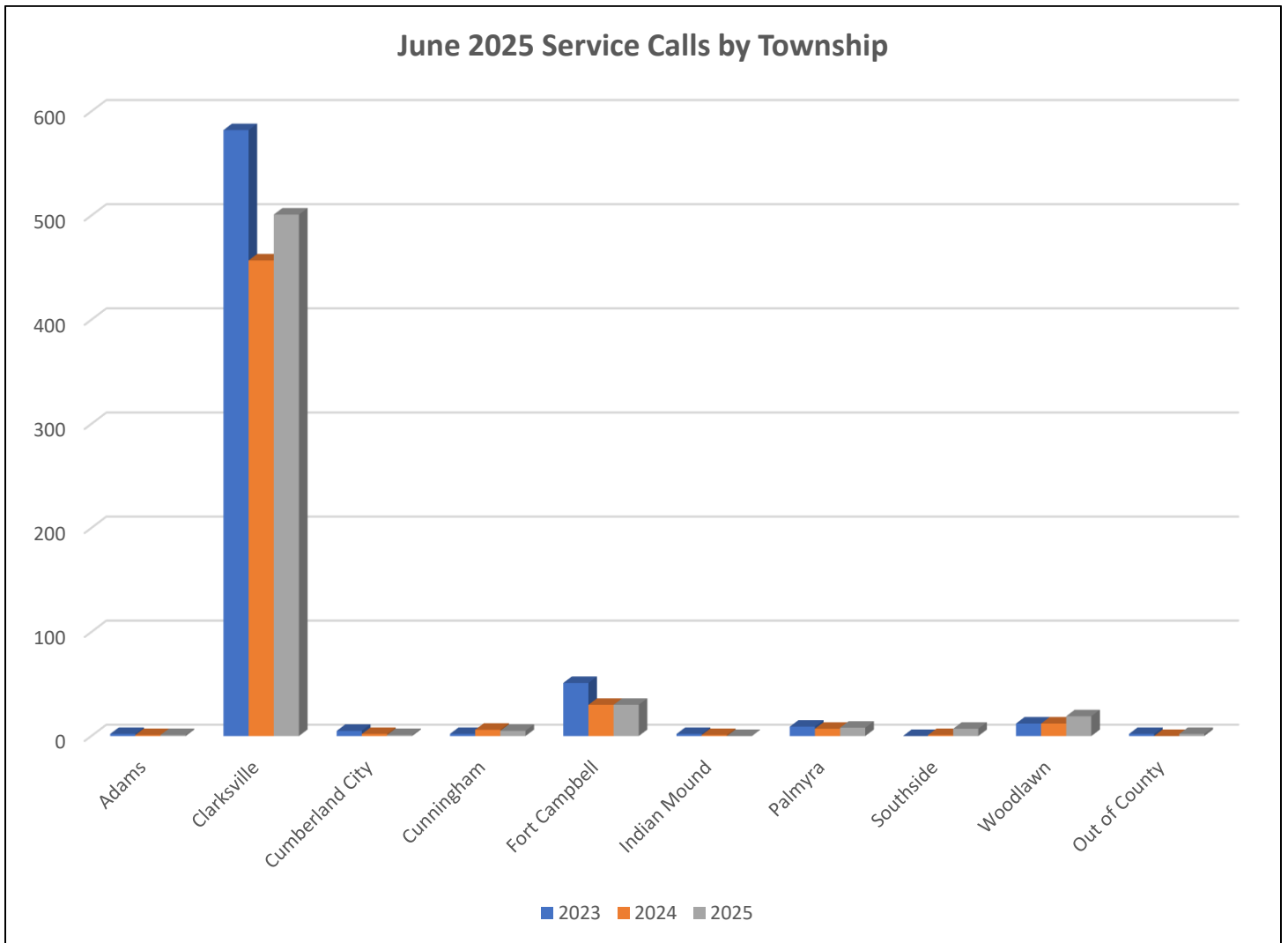
| Service Calls by Jurisdiction |  | 574 |
|-------------------------------|--|-----|
| City of Clarksville           |  | 451 |
| Montgomery County             |  | 91  |
| Ft. Campbell                  |  | 30  |
| Out of County                 |  | 2   |



## June 2025 Shelter Report

### Activity Calls by Townships

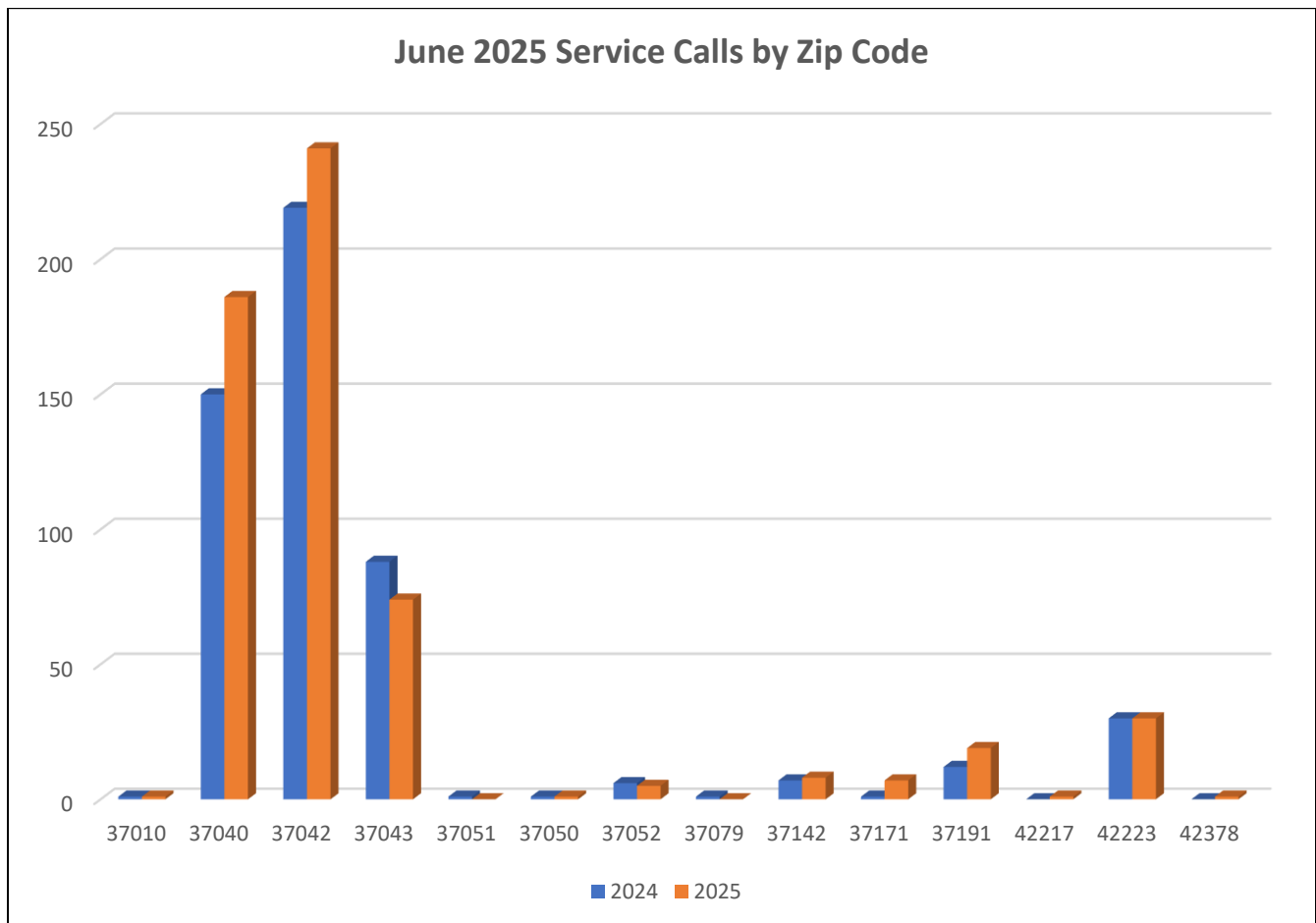
| Service Calls by Township | 574 |
|---------------------------|-----|
| Adams                     | 1   |
| Clarksville               | 501 |
| Cumberland Furnace        | 0   |
| Cumberland City           | 1   |
| Cunningham                | 5   |
| Fort Campbell             | 30  |
| Indian Mound              | 0   |
| Palmyra                   | 8   |
| Southside                 | 7   |
| Woodlawn                  | 19  |
| Other                     | 2   |



## June 2025 Shelter Report

### Service Calls by Zip Code

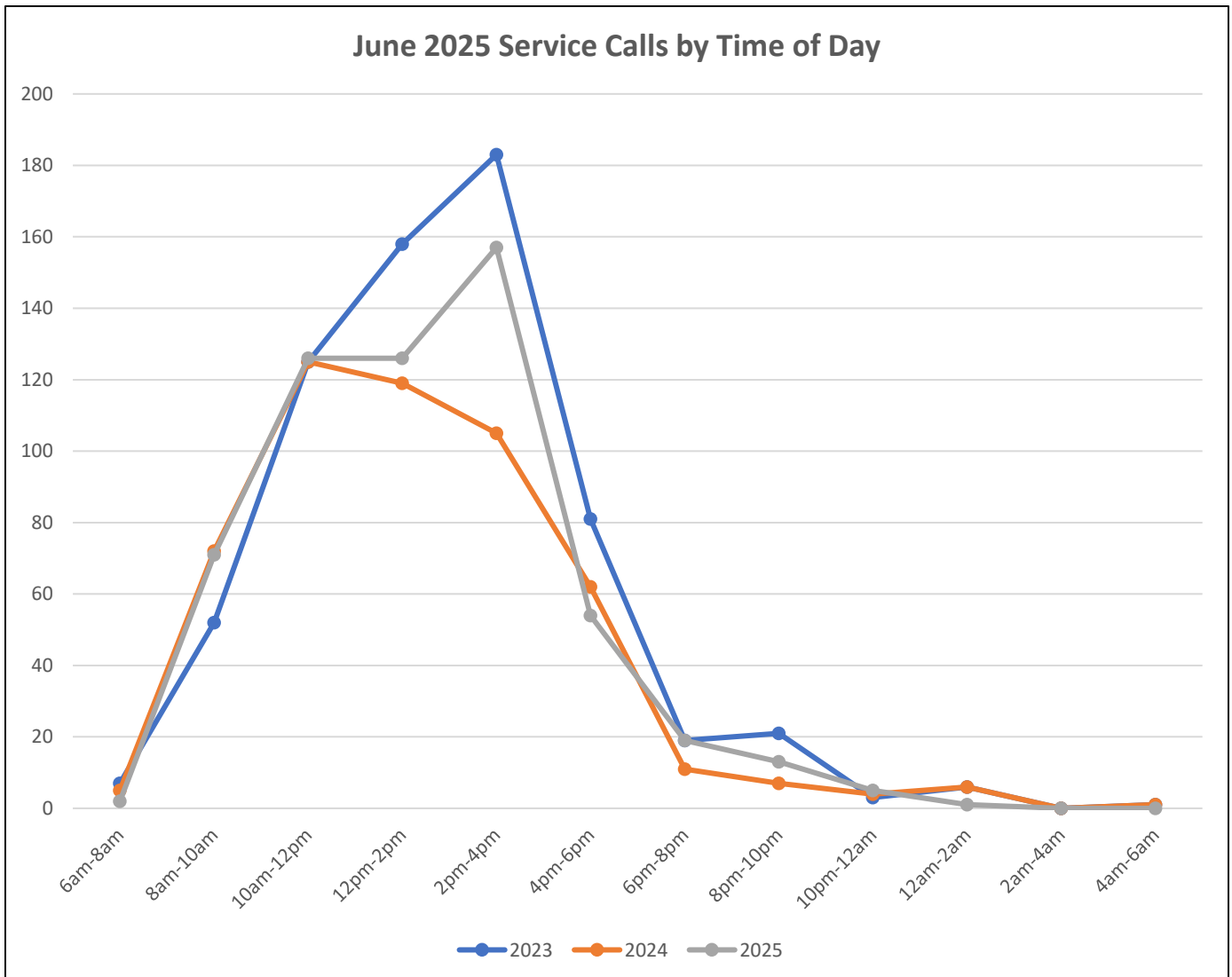
| Service Calls Outcomes | 574 |
|------------------------|-----|
| 37010                  | 1   |
| 37040                  | 186 |
| 37042                  | 241 |
| 37043                  | 74  |
| 37050                  | 1   |
| 37051                  | 0   |
| 37052                  | 5   |
| 37072                  | 0   |
| 37079                  | 0   |
| 37091                  | 0   |
| 37142                  | 8   |
| 37171                  | 7   |
| 37191                  | 19  |
| 42223                  | 30  |
| Other                  | 2   |



## June 2025 Shelter Report

### Activity by Time of Day

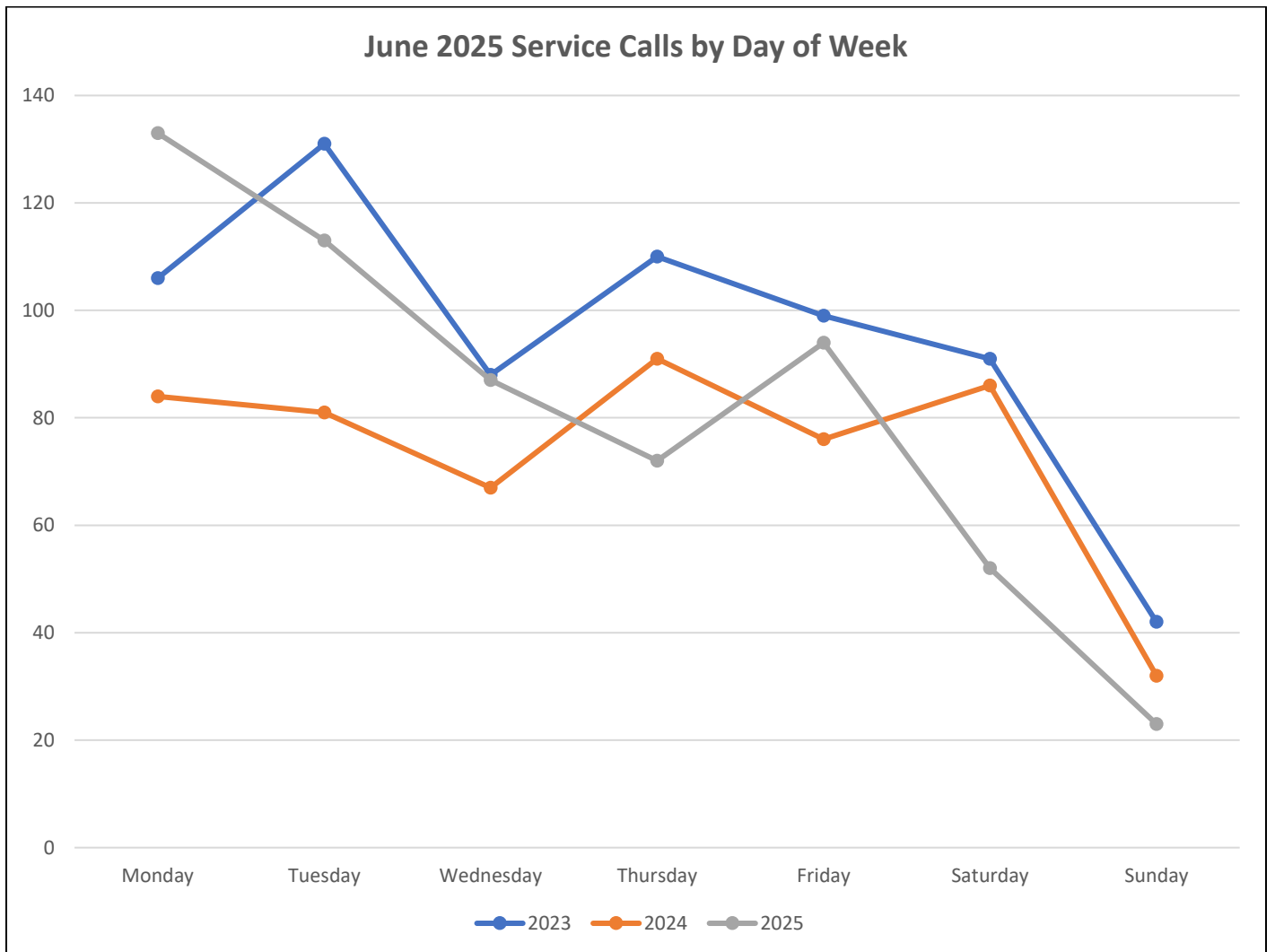
| Service Calls by Time of Day |  | 574 |
|------------------------------|--|-----|
| 6am to 8am                   |  | 2   |
| 8am to 10am                  |  | 71  |
| 10am to 12pm                 |  | 126 |
| 12pm to 2pm                  |  | 126 |
| 2pm to 4pm                   |  | 157 |
| 4pm to 6pm                   |  | 54  |
| 6pm to 8pm                   |  | 19  |
| 8pm to 10pm                  |  | 13  |
| 10pm to 12am                 |  | 5   |
| 12am to 2am                  |  | 1   |
| 2am to 4am                   |  | 0   |
| 4am to 6am                   |  | 0   |



## June 2025 Shelter Report

### Activity by Day of Week

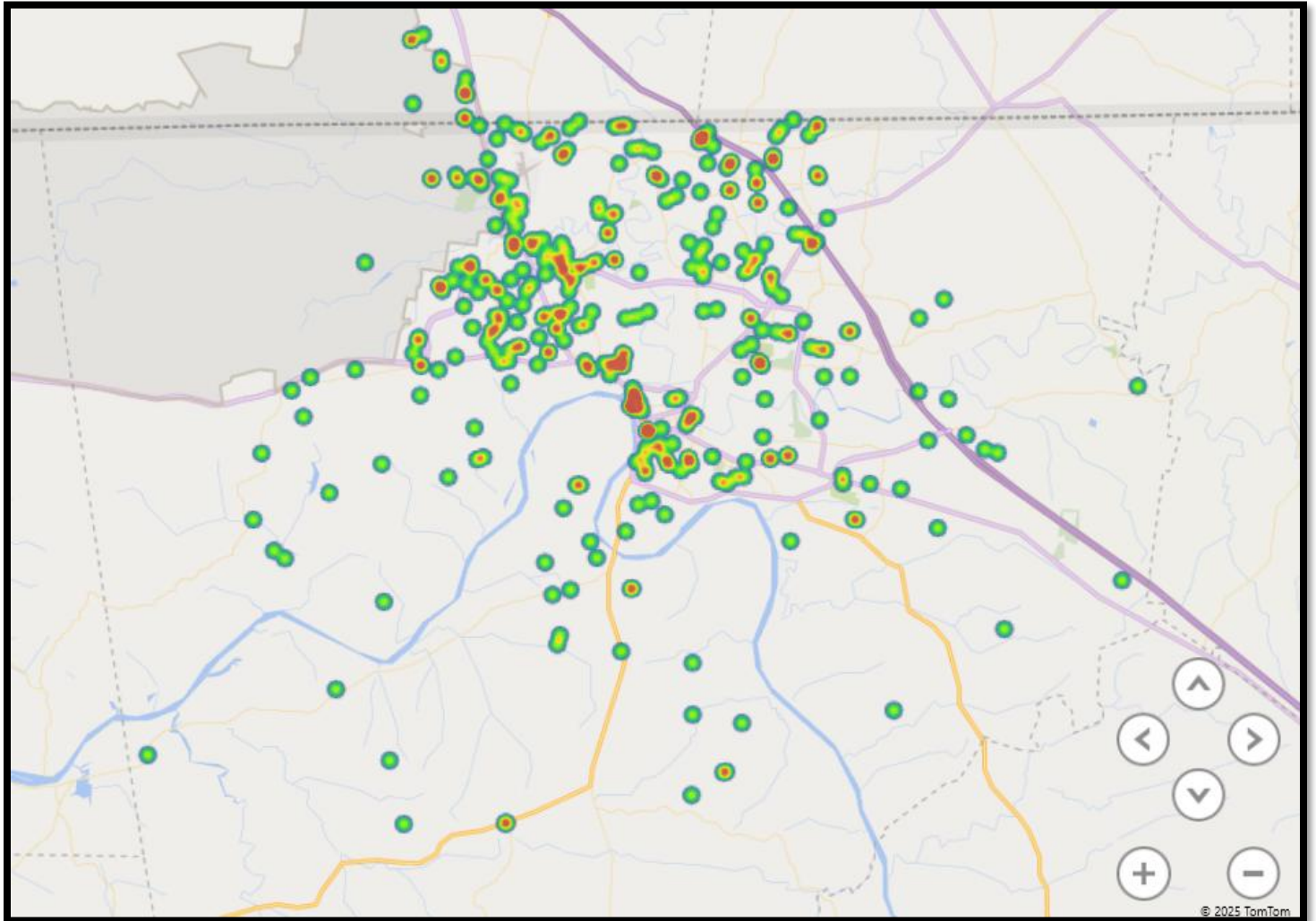
| Service Calls by Day | 574 |
|----------------------|-----|
| Monday               | 133 |
| Tuesday              | 113 |
| Wednesday            | 87  |
| Thursday             | 72  |
| Friday               | 94  |
| Saturday             | 52  |
| Sunday               | 23  |





## June 2025 Shelter Report

### Activity Heat Map

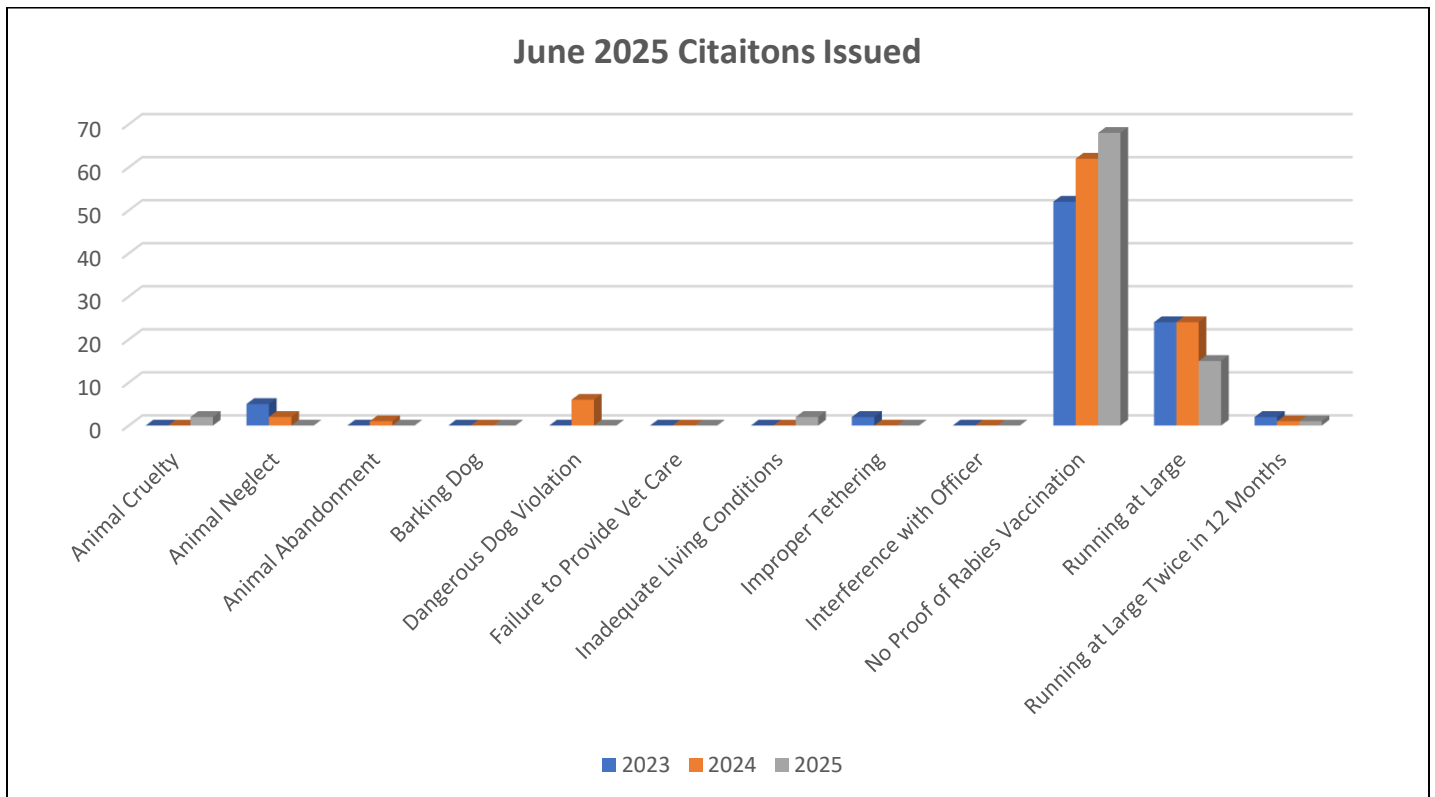


## June 2025 Shelter Report

### Citations Issued

| Citations Issued                     | 88 |
|--------------------------------------|----|
| Animal Cruelty                       | 2  |
| Animal Neglect                       | 0  |
| Animal Abandonment                   | 0  |
| Barking Dog                          | 0  |
| Dangerous Dog Violation              | 0  |
| Failure to Provide Veterinary Care   | 0  |
| Inadequate Living Conditions         | 2  |
| Improper Tethering                   | 0  |
| Interference with Officer            | 0  |
| No Proof of Rabies Vaccination       | 68 |
| Public Nuisance                      | 0  |
| Running at Large                     | 15 |
| Running at Large Twice in 12 Months  | 1  |
| Running at Large Fourth in 12 Months | 0  |

| Citation Outcomes        | 88 |
|--------------------------|----|
| Sent to General Sessions | 31 |
| Rectified Prior to Court | 13 |
| Pending                  | 41 |
| Warning Citation         | 3  |



## 2025 Totals

| Activity             | Jan.  | Feb.  | Mar.  | Apr.  | May   | Jun.  | Jul. | Aug. | Sep. | Oct. | Nov. | Dec. | Total  | 2024   | Trend  | % Change |
|----------------------|-------|-------|-------|-------|-------|-------|------|------|------|------|------|------|--------|--------|--------|----------|
| Owner Surrenders     | 59    | 64    | 48    | 70    | 67    | 67    |      |      |      |      |      |      | 308    | 625    | 739    |          |
| Intakes              | 327   | 308   | 390   | 398   | 496   | 504   |      |      |      |      |      |      | 1,919  | 5,076  | 4,605  |          |
| Stray Dog            | 140   | 142   | 175   | 138   | 129   | 127   |      |      |      |      |      |      | 724    | 2,058  | 1,737  |          |
| Stray Cat            | 71    | 73    | 78    | 114   | 198   | 171   |      |      |      |      |      |      | 534    | 1,518  | 1,281  |          |
| Calls for Service    | 481   | 434   | 657   | 638   | 644   | 575   |      |      |      |      |      |      | 2,854  | 7,026  | 6,849  |          |
| Euthanasia dog       | 40    | 50    | 43    | 47    | 48    | 45    |      |      |      |      |      |      | 228    | 499    | 547    |          |
| Euthanasia Cat       | 12    | 13    | 17    | 13    | 26    | 46    |      |      |      |      |      |      | 81     | 329    | 194    |          |
| Microchips Issued    | 138   | 134   | 155   | 155   | 108   | 188   |      |      |      |      |      |      | 690    | 1,905  | 1,656  |          |
| Adoptions            | 147   | 136   | 148   | 134   | 140   | 197   |      |      |      |      |      |      | 705    | 1,909  | 1,692  |          |
| Rescue/Transfer      | 71    | 35    | 79    | 76    | 87    | 69    |      |      |      |      |      |      | 348    | 886    | 835    |          |
| Incoming Phone Calls | 1,958 | 1,825 | 2,177 | 2,160 | 2,397 | 2,321 |      |      |      |      |      |      | 10,517 | 26,144 | 25,240 |          |
| Visitors             | 1,354 | 1,253 | 1,993 | 1,568 | 1,083 | 2,775 |      |      |      |      |      |      | 7,251  | 16,594 | 17,402 |          |

| Live Release Rate% | Jan. | Feb. | Mar. | Apr. | May | Jun. | Jul. | Aug. | Sep. | Oct. | Nov. | Dec. | Total  | 2024 | % Change |
|--------------------|------|------|------|------|-----|------|------|------|------|------|------|------|--------|------|----------|
| Dogs               | 81%  | 83%  | 85%  | 84%  | 73% | 80%  |      |      |      |      |      |      | 81.25% | 82%  |          |
| Cats               | 89%  | 85%  | 85%  | 88%  | 85% | 78%  |      |      |      |      |      |      | 85%    | 82%  |          |
| Total Live Release | 84%  | 84%  | 85%  | 85%  | 79% | 79%  |      |      |      |      |      |      | 83.5%  | 82%  |          |

## 2024 Totals

| Activity             | Jan.  | Feb.  | Mar.  | Apr.  | May   | Jun.  | Jul.  | Aug.  | Sep.  | Oct.  | Nov.  | Dec.  | Total  | 2023   | Trend  | % Change |
|----------------------|-------|-------|-------|-------|-------|-------|-------|-------|-------|-------|-------|-------|--------|--------|--------|----------|
| Owner Surrenders     | 52    | 44    | 29    | 56    | 44    | 49    | 62    | 69    | 67    | 61    | 44    | 46    | 625    | 661    | 642    |          |
| Intakes              | 340   | 329   | 336   | 411   | 476   | 491   | 542   | 504   | 431   | 474   | 361   | 380   | 5,076  | 4,438  | 5,202  |          |
| Stray Dog            | 166   | 178   | 167   | 156   | 185   | 171   | 197   | 170   | 163   | 173   | 156   | 176   | 2,058  | 1,792  | 2,071  |          |
| Stray Cat            | 63    | 64    | 74    | 107   | 170   | 181   | 221   | 169   | 136   | 153   | 100   | 80    | 1,518  | 1,411  | 1,605  |          |
| Calls for Service    | 540   | 554   | 623   | 609   | 583   | 517   | 619   | 692   | 625   | 665   | 499   | 500   | 7,026  | 7,130  | 7,232  |          |
| Euthanasia dog       | 37    | 54    | 15    | 28    | 56    | 52    | 71    | 38    | 41    | 40    | 31    | 36    | 499    | 419    | 518    |          |
| Euthanasia Cat       | 10    | 16    | 9     | 26    | 18    | 24    | 57    | 33    | 46    | 58    | 14    | 18    | 329    | 383    | 356    |          |
| Microchips Issued    | 152   | 102   | 149   | 150   | 137   | 137   | 158   | 197   | 156   | 193   | 193   | 181   | 1,905  | 1,438  | 1,837  |          |
| Adoptions            | 141   | 122   | 155   | 129   | 131   | 132   | 174   | 193   | 178   | 197   | 174   | 183   | 1,909  | 1,607  | 1,862  |          |
| Rescue/Transfer      | 53    | 54    | 57    | 79    | 134   | 105   | 91    | 84    | 58    | 73    | 42    | 55    | 886    | 972    | 945    |          |
| Incoming Phone Calls | 1,926 | 2,200 | 2,421 | 2,507 | 2,296 | 2,295 | 2,552 | 2,363 | 2,091 | 2,510 | 1,598 | 1,385 | 26,144 | 26,816 | 27,793 |          |
| Visitors             | 1,081 | 1,364 | 1,411 | 941   | 1,120 | 1,262 | 1,576 | 1,699 | 1,402 | 1,421 | 1,560 | 1,757 | 16,594 |        | 15,932 |          |

| Live Release Rate% | Jan. | Feb. | Mar. | Apr. | May | Jun. | Jul. | Aug. | Sep. | Oct. | Nov. | Dec. | Total | 2023 | % Change |
|--------------------|------|------|------|------|-----|------|------|------|------|------|------|------|-------|------|----------|
| Dogs               | 76%  | 76%  | 93%  | 88%  | 79% | 78%  | 73%  | 86%  | 82%  | 83%  | 85%  | 85%  | 82%   |      |          |
| Cats               | 89%  | 80%  | 91%  | 81%  | 91% | 84%  | 72%  | 81%  | 67%  | 71%  | 87%  | 86%  | 82%   |      |          |
| Total Live Release | 80%  | 77%  | 92%  | 85%  | 84% | 81%  | 73%  | 84%  | 76%  | 77%  | 86%  | 85%  | 82%   |      |          |

## 2023 Totals

| Activity             | Jan.  | Feb.  | Mar.  | Apr.  | May   | Jun.  | Jul.  | Aug.  | Sep.  | Oct.  | Nov.  | Dec.  | Total  | 2022  | % Change |
|----------------------|-------|-------|-------|-------|-------|-------|-------|-------|-------|-------|-------|-------|--------|-------|----------|
| Owner Surrenders     | 49    | 50    | 56    | 63    | 70    | 41    | 52    | 44    | 41    | 30    | 32    | 36    | 564    | 661   | -14.6%   |
| Intakes              | 348   | 334   | 354   | 386   | 478   | 427   | 426   | 412   | 419   | 450   | 379   | 319   | 4,732  | 4,438 | 6.2%     |
| Stray Dog            | 148   | 139   | 179   | 172   | 198   | 166   | 185   | 170   | 161   | 162   | 163   | 134   | 1,977  | 1,792 | 9.3%     |
| Stray Cat            | 85    | 74    | 57    | 101   | 134   | 141   | 114   | 131   | 164   | 152   | 116   | 85    | 1,654  | 1,411 | 14.6%    |
| Calls for Service    | 641   | 609   | 745   | 703   | 742   | 667   | 555   | 601   | 561   | 556   | 519   | 522   | 7,421  | 7,130 | 4%       |
| Euthanasia dog       | 42    | 34    | 47    | 46    | 48    | 66    | 60    | 53    | 59    | 53    | 47    | 28    | 553    | 419   | 30%      |
| Euthanasia Cat       | 15    | 15    | 21    | 17    | 16    | 34    | 61    | 52    | 48    | 57    | 29    | 15    | 380    | 383   | .7%      |
| Microchips Issued    | 109   | 123   | 123   | 124   | 160   | 131   | 140   | 110   | 132   | 182   | 154   | 143   | 1,631  | 1,438 | 11.8%    |
| Adoptions            | 122   | 130   | 121   | 106   | 147   | 131   | 144   | 113   | 138   | 171   | 152   | 133   | 1,608  | 1,607 | .2%      |
| Rescue/Transfer      | 68    | 44    | 54    | 70    | 39    | 52    | 23    | 38    | 51    | 51    | 36    | 47    | 573    | 972   | -41%     |
| Incoming Phone Calls | 2,347 | 1,913 | 2,345 | 2,225 | 2,540 | 2,246 | 2,266 | 2,454 | 2,131 | 2,257 | 1,967 | 2,125 | 26,816 | --    | --       |
|                      |       |       |       |       |       |       |       |       |       |       |       |       |        |       |          |

| Live Release Rate% | Jan. | Feb. | Mar. | Apr. | May | Jun. | Jul. | Aug. | Sep. | Oct. | Nov. | Dec. | Total | 2022 | % Change |
|--------------------|------|------|------|------|-----|------|------|------|------|------|------|------|-------|------|----------|
| Dogs               | 89%  | 83%  | 81%  | 80%  | 82% | 71%  | 75%  | 74%  | 67%  | 75%  | 80%  | 76%  | 78%   | 84%  | -9%      |
| Cats               | 91%  | 84%  | 78%  | 83%  | 85% | 72%  | 57%  | 54%  | 71%  | 69%  | 80%  | 88%  | 76%   | 72%  | 5.2%     |
| Total Live Release | 90%  | 83%  | 80%  | 81%  | 82% | 71%  | 68%  | 67%  | 69%  | 72%  | 80%  | 82%  | 77%   | 80%  | -3.7%    |

## 2022 Totals

| Activity             | Jan. | Feb. | Mar. | Apr. | May | Jun. | Jul. | Aug. | Sep. | Oct.  | Nov.  | Dec.  | Total | 2021  | % Change |
|----------------------|------|------|------|------|-----|------|------|------|------|-------|-------|-------|-------|-------|----------|
| Owner Surrenders     | 31   | 110  | 75   | 41   | 31  | 56   | 36   | 47   | 54   | 48    | 49    | 52    | 661   | 633   | 4%       |
| Intakes              | 234  | 320  | 329  | 313  | 384 | 396  | 313  | 508  | 456  | 434   | 369   | 382   | 4,438 | 3,761 | 15%      |
| Stray Dog            | 114  | 109  | 150  | 108  | 119 | 129  | 158  | 202  | 171  | 153   | 166   | 192   | 1,792 | 1,435 | 20%      |
| Stray Cat            | 67   | 47   | 80   | 129  | 195 | 175  | 91   | 177  | 164  | 146   | 78    | 62    | 1,411 | 1,065 | 25%      |
| Calls for Service    | 397  | 409  | 614  | 615  | 592 | 628  | 637  | 649  | 630  | 642   | 636   | 681   | 7,130 | 5,328 | 25%      |
| Euthanasia dog       | 19   | 32   | 27   | 21   | 24  | 35   | 36   | 64   | 55   | 27    | 50    | 64    | 419   | 232   | 45%      |
| Euthanasia Cat       | 11   | 27   | 30   | 18   | 29  | 84   | 42   | 52   | 73   | 66    | 46    | 18    | 383   | 350   | 8%       |
| Microchips Issued    | 128  | 99   | 150  | 123  | 140 | 144  | 193  | 172  | 128  | 170   | 135   |       | 1,438 | 1,636 | -12%     |
| Adoptions            | 137  | 99   | 142  | 122  | 110 | 142  | 184  | 187  | 141  | 186   | 122   | 177   | 1,607 | 1,523 | 5%       |
| Rescue/Transfer      | 60   | 68   | 75   | 131  | 77  | 68   | 35   | 85   | 83   | 63    | 46    | 67    | 790   | 972   | -18%     |
| Incoming Phone Calls | **   | **   | **   | **   | **  | **   | **   | **   | **   | 2,400 | 2,192 | 2,155 | 6,747 | ---   | ---      |

| Live Release Rate% | Jan.  | Feb. | Mar. | Apr. | May | Jun. | Jul. | Aug. | Sep. | Oct. | Nov. | Dec. | Total | 2021 | % Change |
|--------------------|-------|------|------|------|-----|------|------|------|------|------|------|------|-------|------|----------|
| Dogs               | 89.4% | 83%  | 87%  | 91%  | 88% | 85%  | 86%  | 76%  | 76%  | 89%  | 76%  | 77%  | 84%   | 86%  | -2%      |
| Cats               | 90%   | 73%  | 75%  | 88%  | 78% | 54%  | 71%  | 71%  | 56%  | 65%  | 60%  | 87%  | 72%   | 72%  | 0%       |
| Total Live Release | 89.4% | 80%  | 83%  | 90%  | 84% | 72%  | 80%  | 74%  | 67%  | 78%  | 71%  | 81%  | 80%   | 85%  | -5%      |

