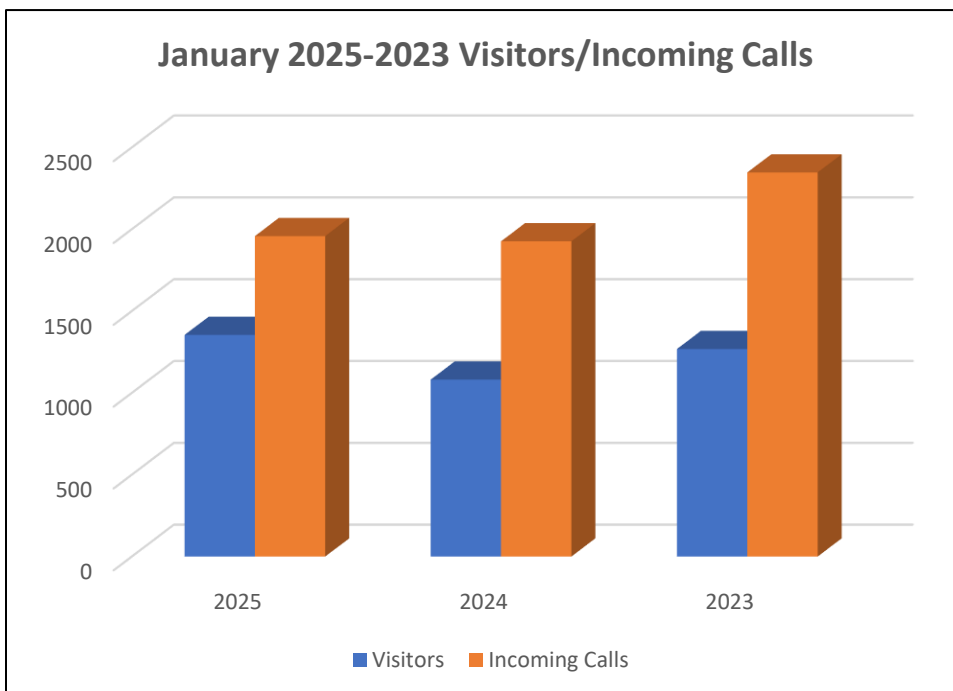
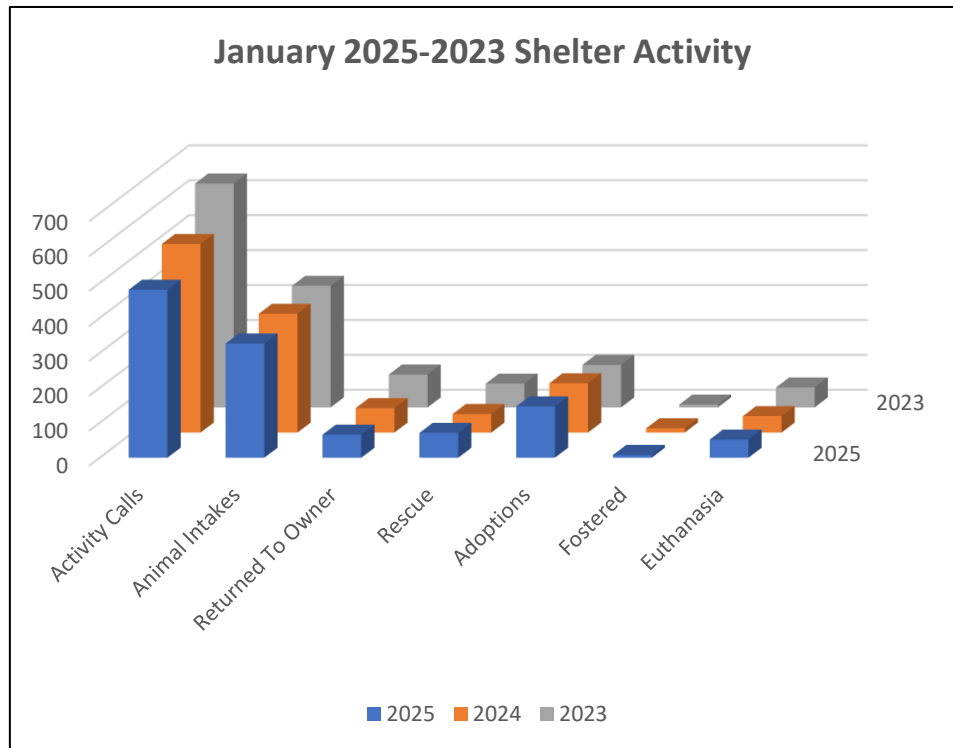




# January 2025 Shelter Report

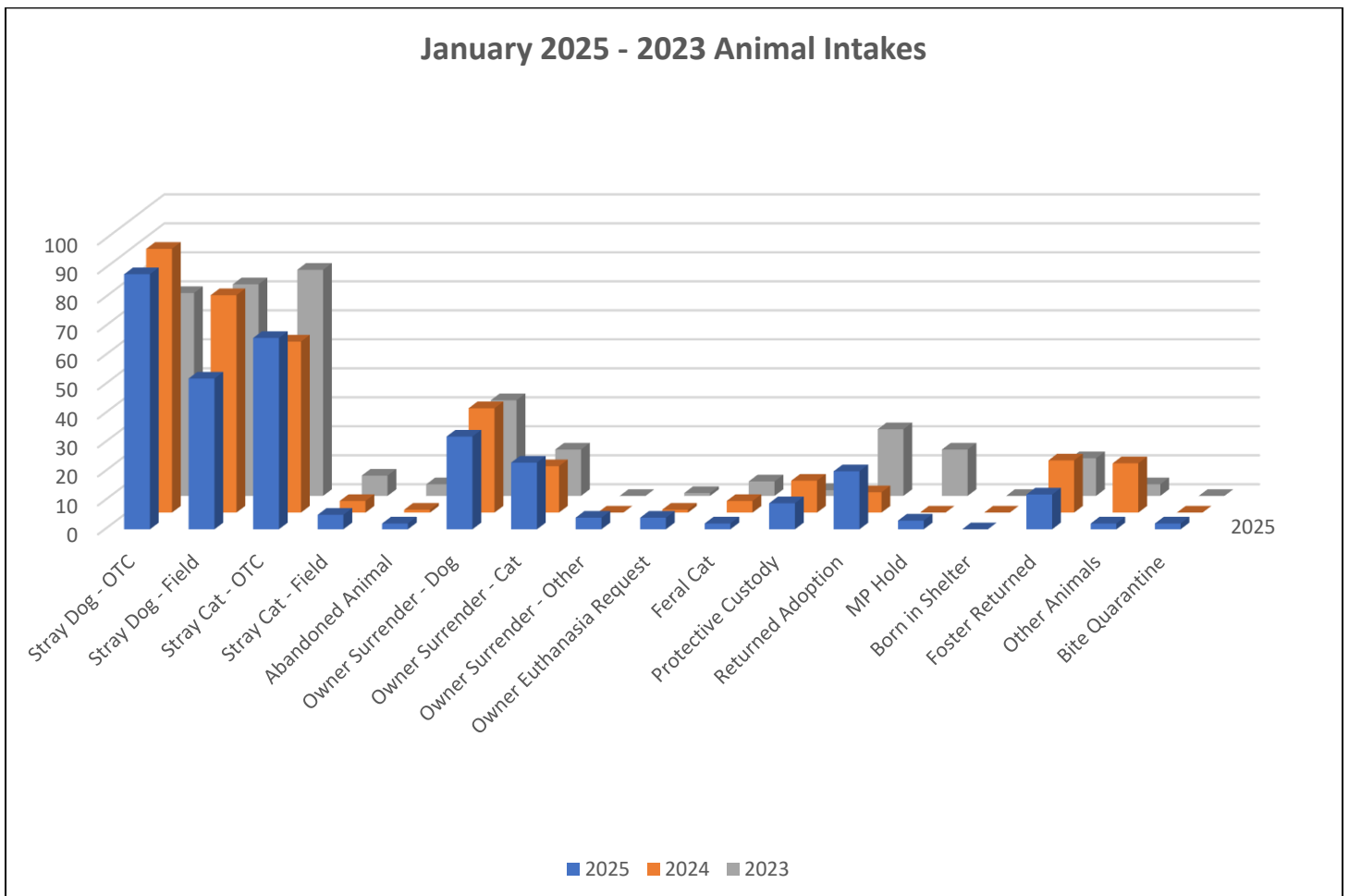
January 2025	
<b>Activity Calls</b>	<b>481</b>
<b>Animal Intakes</b>	<b>327</b>
Dogs	212
Cats	108
Other	6
<b>Incoming Per Day</b>	<b>14</b>
<b>Returned to Owner</b>	<b>66</b>
Dogs – In Field	7
Cats – In Field	0
Dogs – From Shelter	51
Cats – From Shelter	8
<b>Rescue Transfers</b>	<b>71</b>
Dogs Transferred	43
Cats Transferred	27
Other	1
<b>Animals Adopted</b>	<b>147</b>
Dogs Adopted	85
Cats Adopted	58
Other Animals	4
<b>Fostered</b>	<b>8</b>
Dogs Fostered	6
Cats Fostered	2
<b>Euthanasia</b>	<b>52</b>
Dogs Euthanized	40
Cats Euthanized	12
<b>TNR/Returned to Field</b>	<b>0</b>
<b>Visitors to Shelter</b>	<b>1,354</b>
Avg. Visitors per Day	62
<b>Incoming Phone Calls</b>	<b>1,958</b>
Avg. Calls per Day	78



# January 2025 Shelter Report

## Animal Intake Reasons

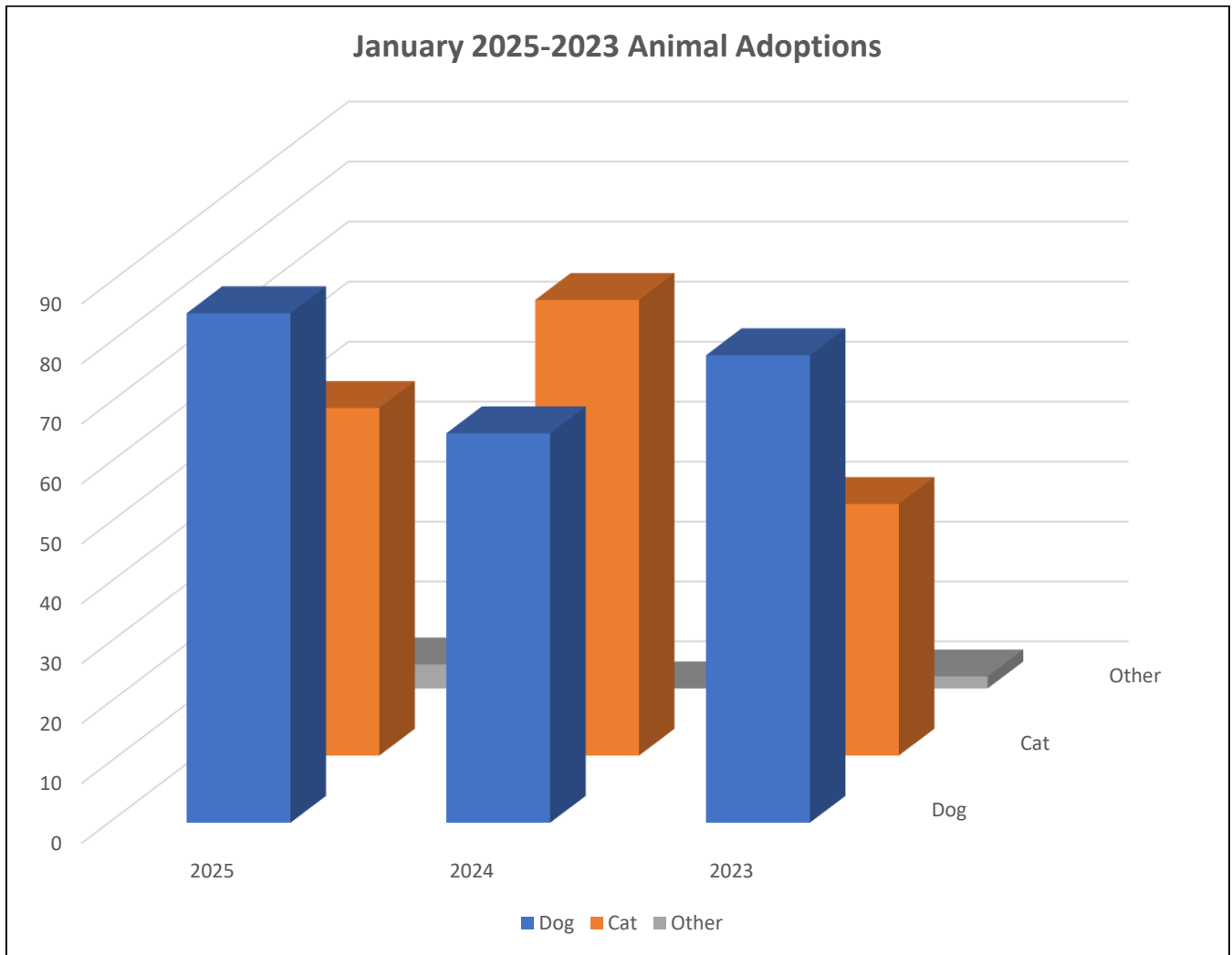
Intake Reasons	326
Stray Dog – OTC	88
Stray Dog – Field	52
Stray Cat – OTC	66
Stray Cat – Field	5
Abandoned Animal	2
Owner Surrender – Dog	32
Owner Surrender - Cat	23
Owner Surrender - Other	4
Owner Euth. Request	4
Feral Cat	2
Protective Custody	9
Returned Adoption	20
MP Hold – Ft. Campbell	3
Born in Shelter	0
Foster Returned	12
Other Animals	2
Bite Quarantine	2



# January 2025 Shelter Report

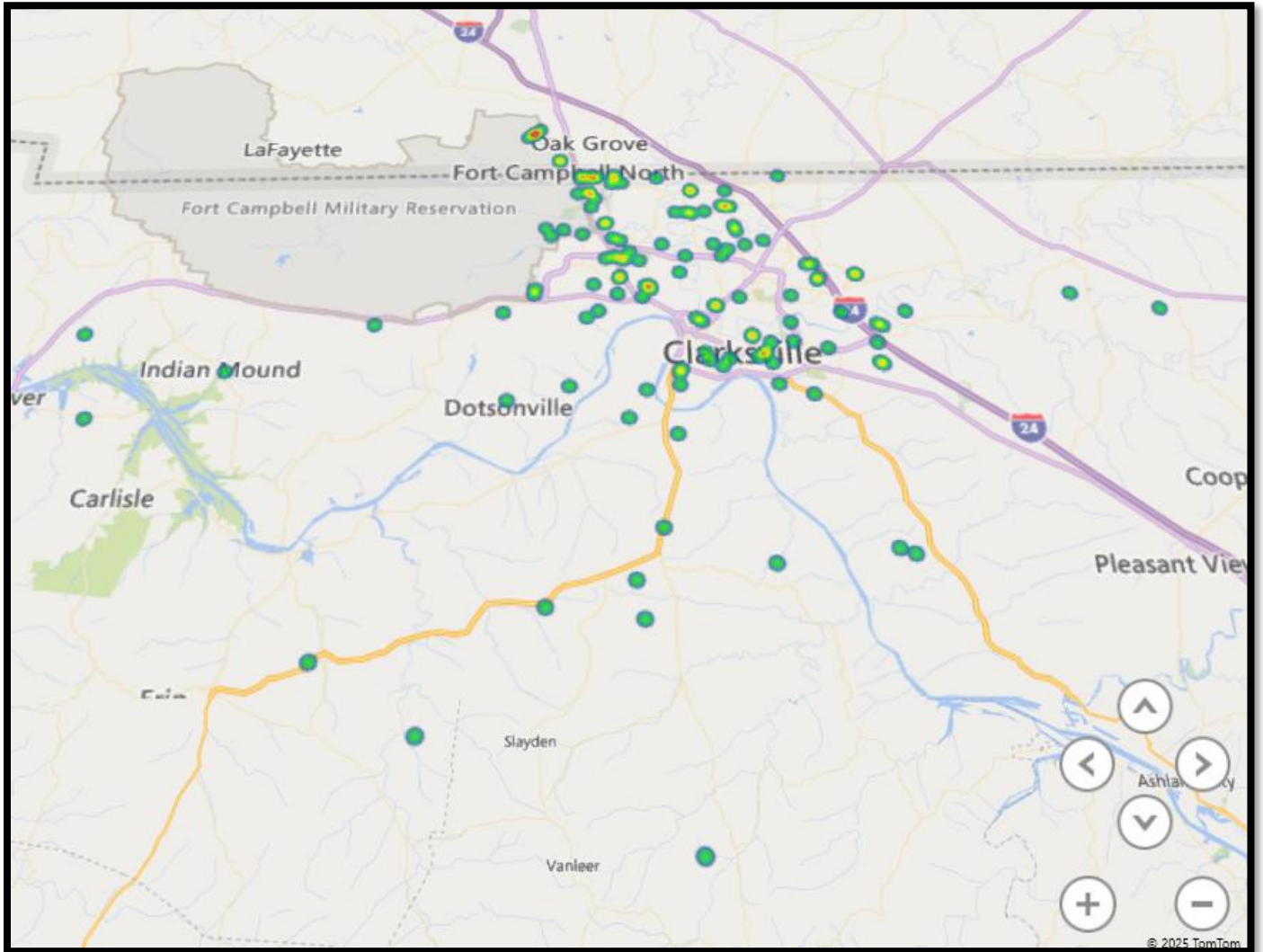
## Animal Adoptions

Adoptions	147
Dogs/Puppies	85
Cats/Kittens	58
Other Animals	4



# January 2025 Shelter Report

## Adoptions Map

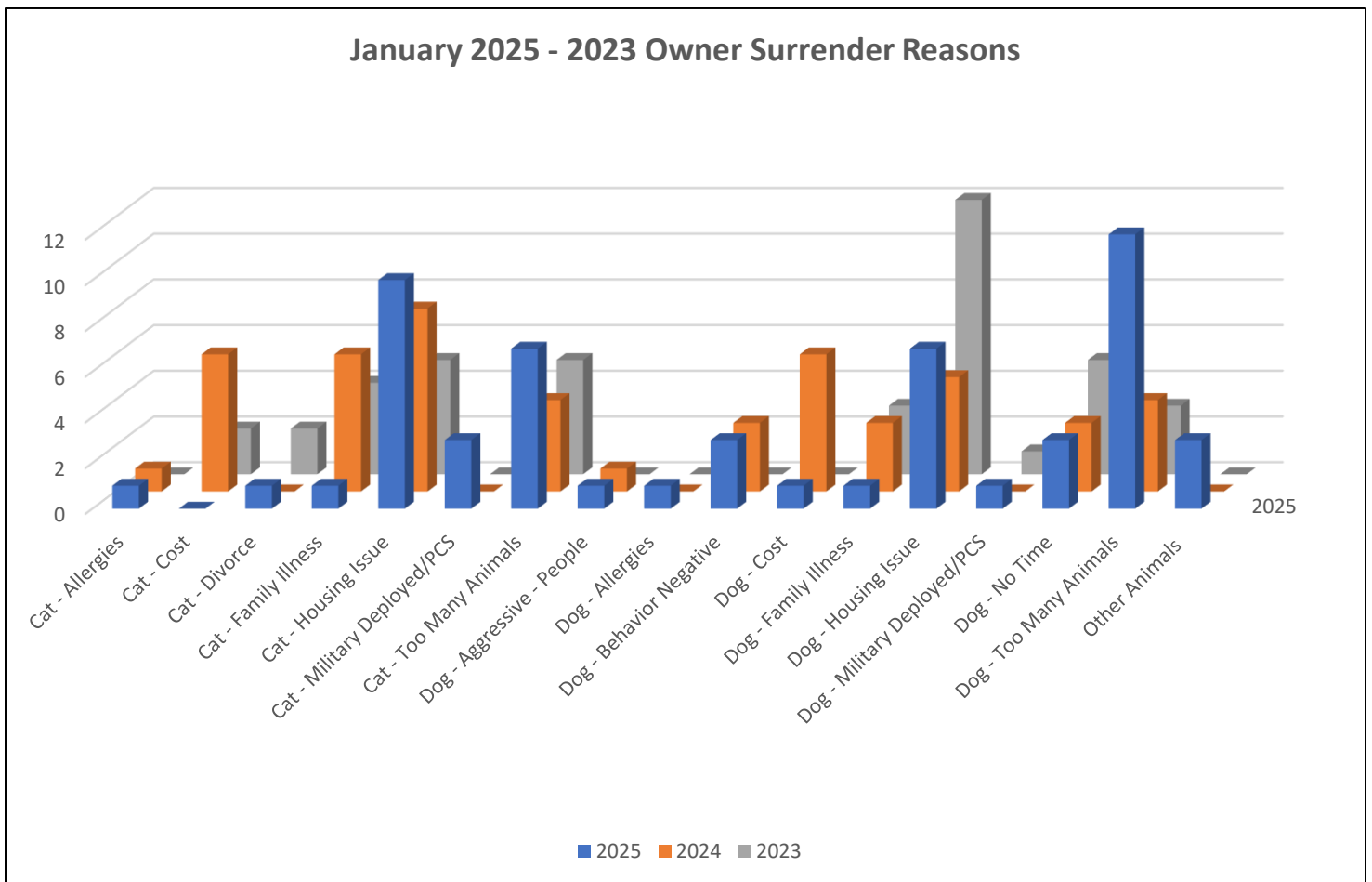


# January 2025 Shelter Report

## Owner Surrenders

Owner Surrender Reason	56
Cat – Allergies	1
Cat – Divorce	1
Cat 0 Family Illness	1
Cat – Housing Issue	10
Cat – Military Deployed/PCS	3
Cat – Too Many Animals	7
Dog – Aggressive – People	1
Dog – Allergies	1
Dog – Negative Behavior	3
Dog – Cost	1
Dog – Family Illness	1
Dog – Housing Issue	7
Dog – Military Deployed/PCS	1
Dog – No Time	3
Dog – Too Many Animals	12

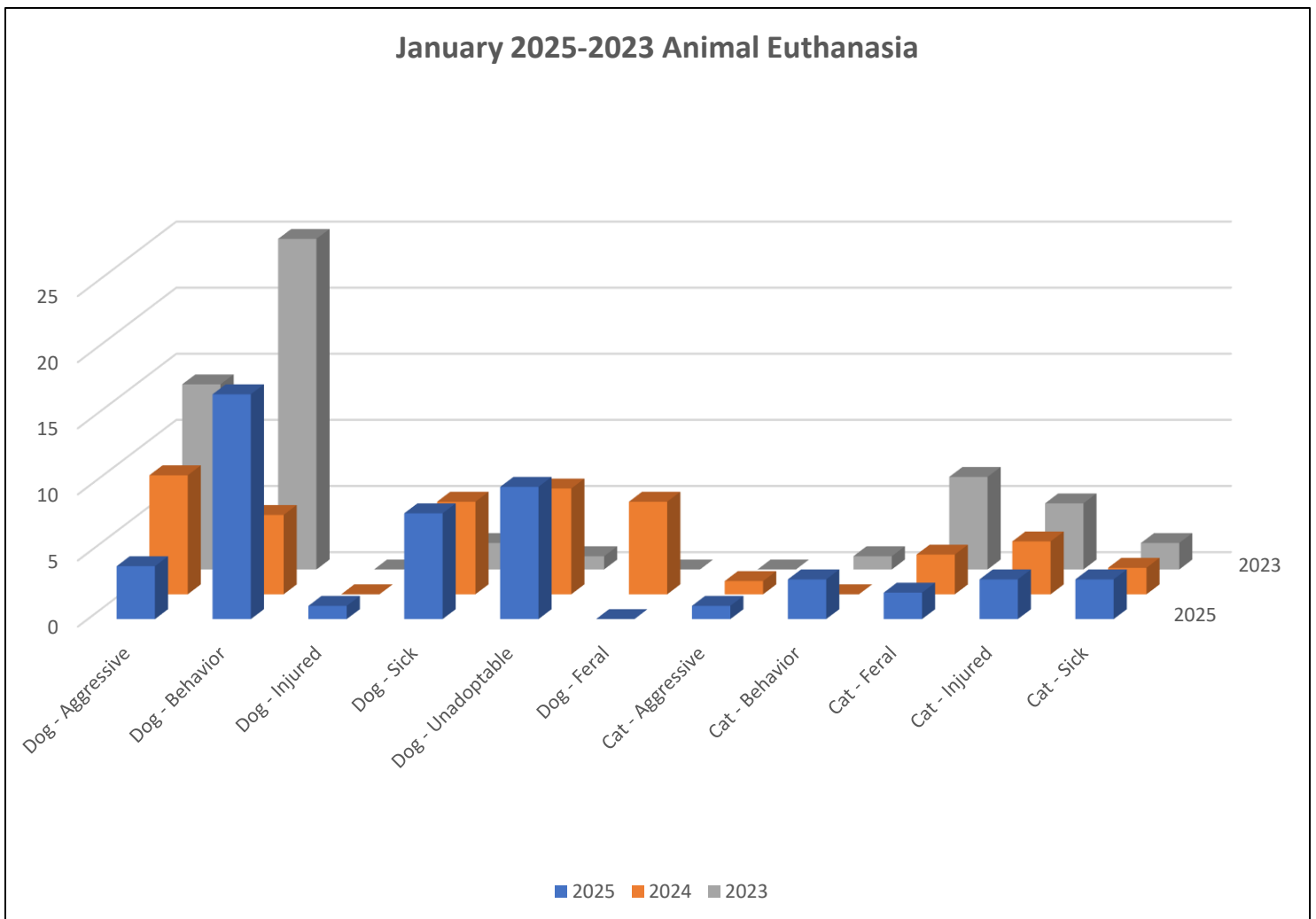
January 2025 - 2023 Owner Surrender Reasons



# January 2025 Shelter Report

## Euthanasia

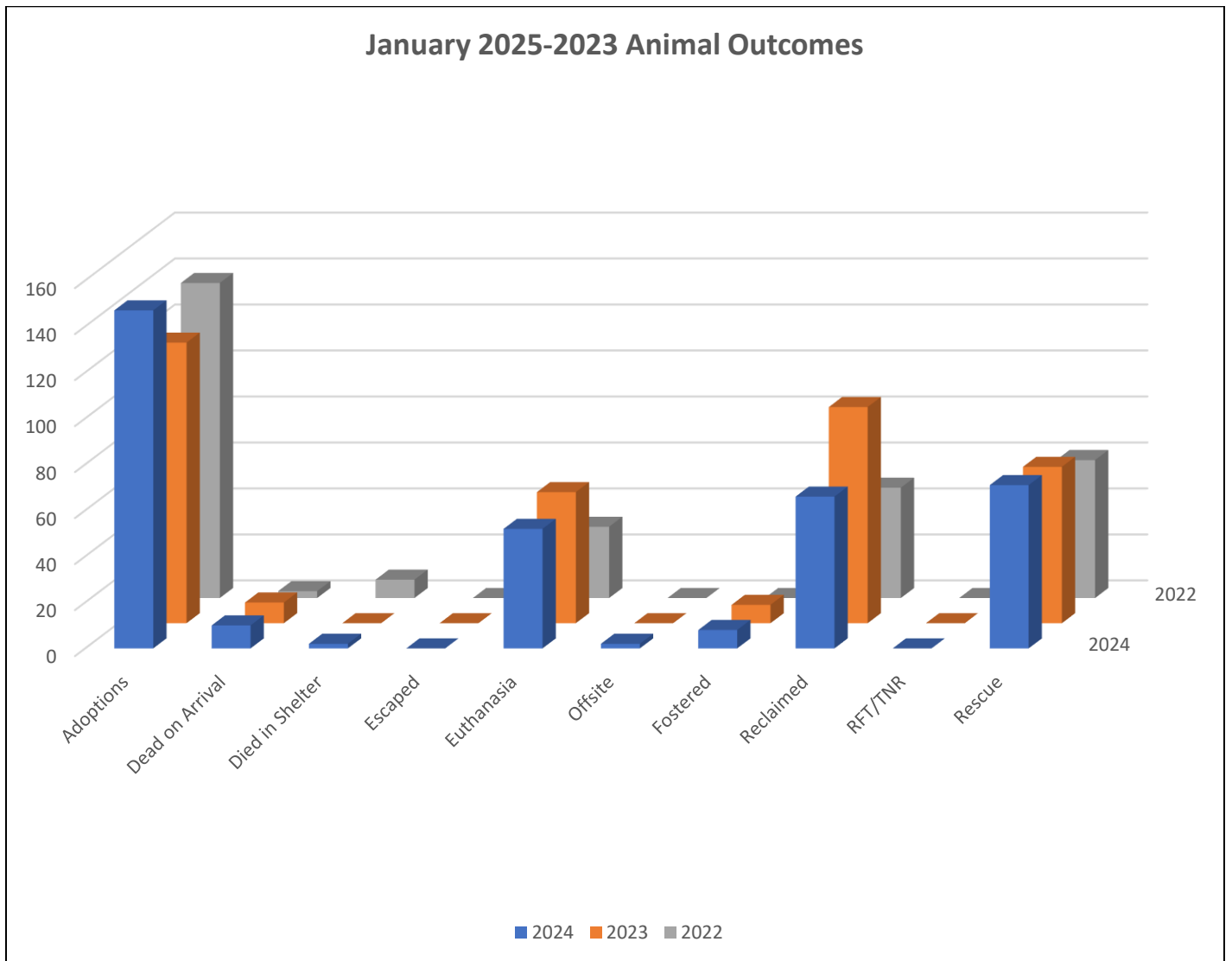
Animal Euthanasia		52
<b>Dogs/Puppies</b>		<b>40</b>
Aggressive		4
Behavior		17
Sick		8
Injured		1
Unadoptable		10
Feral		0
Space		0
<b>Cats/Kittens</b>		<b>12</b>
Feral		2
Injured		3
Aggressive		1
Sick		3
Unadoptable		0
Behavior		3



# January 2025 Shelter Report

## Outcomes

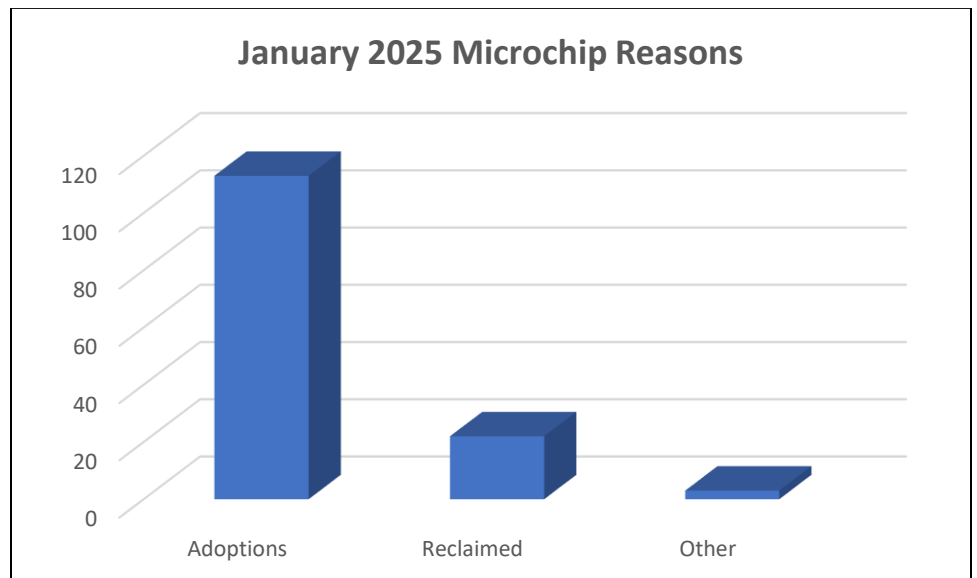
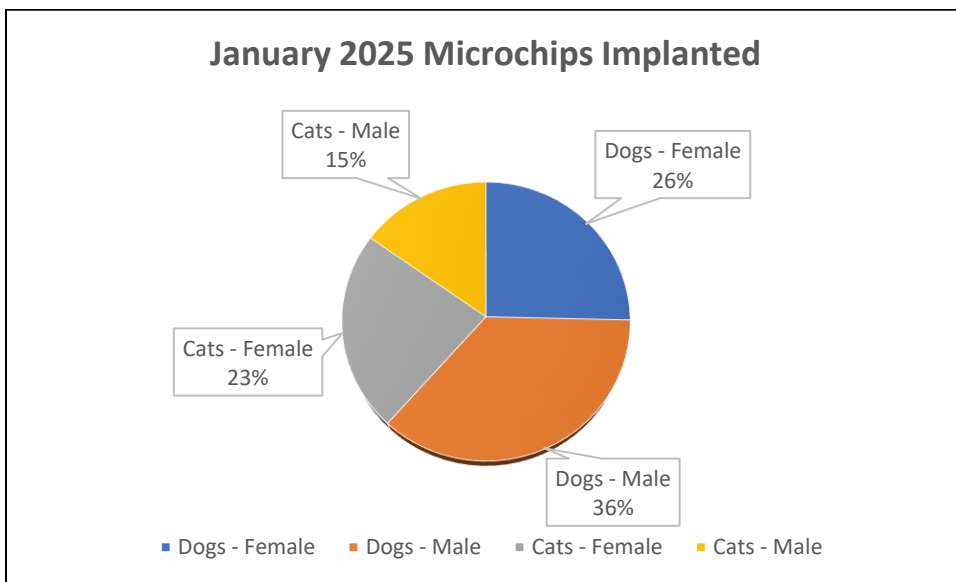
Animal Outcomes	358
Adoptions	147
Dead on Arrival	10
Died in Shelter	2
Escaped	0
Euthanasia	52
Offsite	2
Fostered	8
Reclaimed	66
RTF/TNR	0
Rescue	71



# January 2025 Shelter Report

## Microchips Issued

Microchips Implanted	138
Dogs – Female	35
Dogs – Male	50
Cats – Female	32
Cats – Male	21
Adoptions	113
Reclaimed	22
Other	3
Event	0

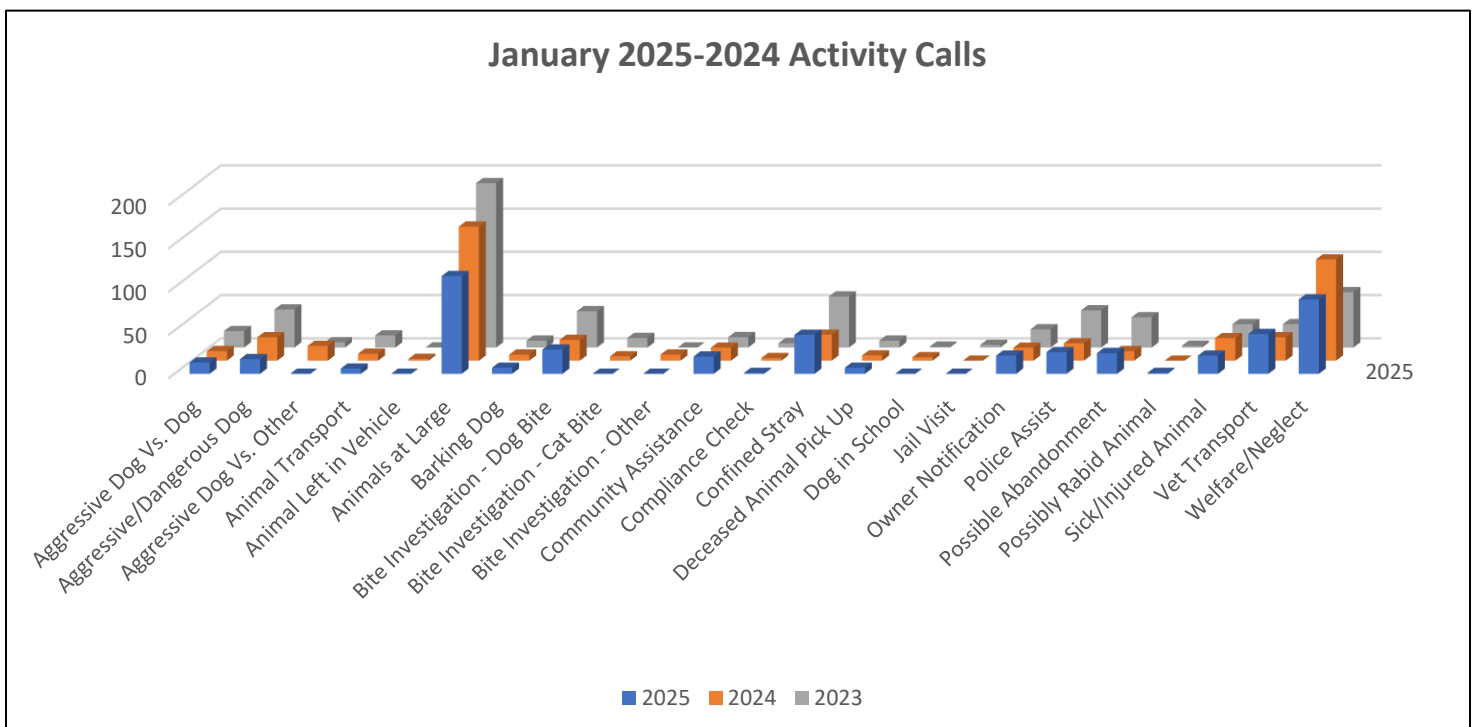




# January 2025 Shelter Report

## Activity Calls

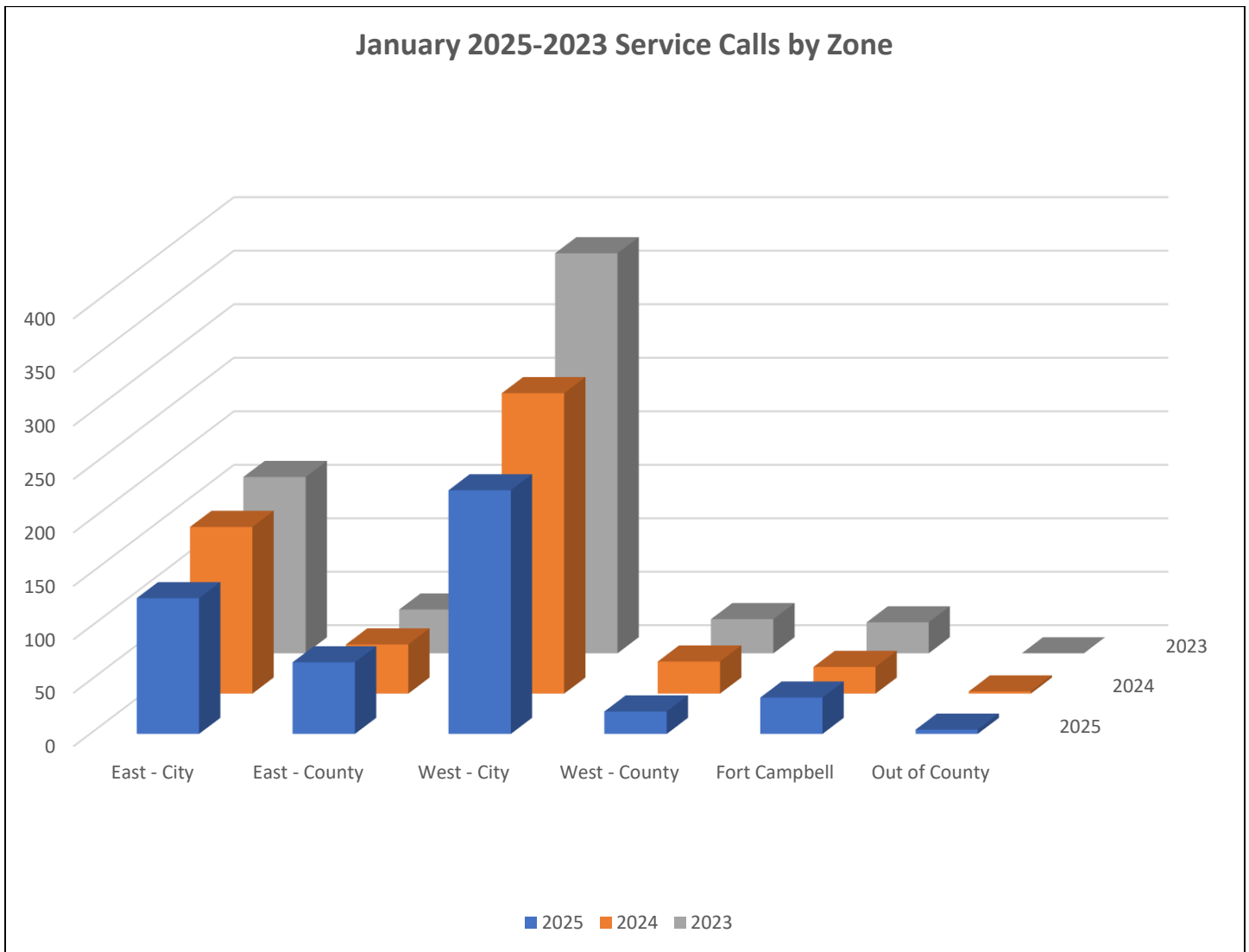
Service Calls	481
Aggressive Dog Vs Dog	13
Aggressive/Dangerous Dog	17
Aggressive Dog Vs. Other	0
Animal Transport	6
Animal Left in Vehicle	0
Animals at Large	113
Barking Dog	7
Bites involving Cats	0
Bites involving Dogs	28
Bites Other Animals	0
Community Assistance	20
Compliance Check	1
Confined Stray	45
Dog in School	0
Deceased Animal Pick Up	7
Jail Visit	0
Owner Notification	21
Police Assist	25
Possible Abandonment	24
Possibly Rabid Animal	1
Set Trap	0
Sick or Injured Animal	21
Vet Transport	46
Welfare or Neglect Complaint	86



# January 2025 Shelter Report

## Activity Calls by Zones

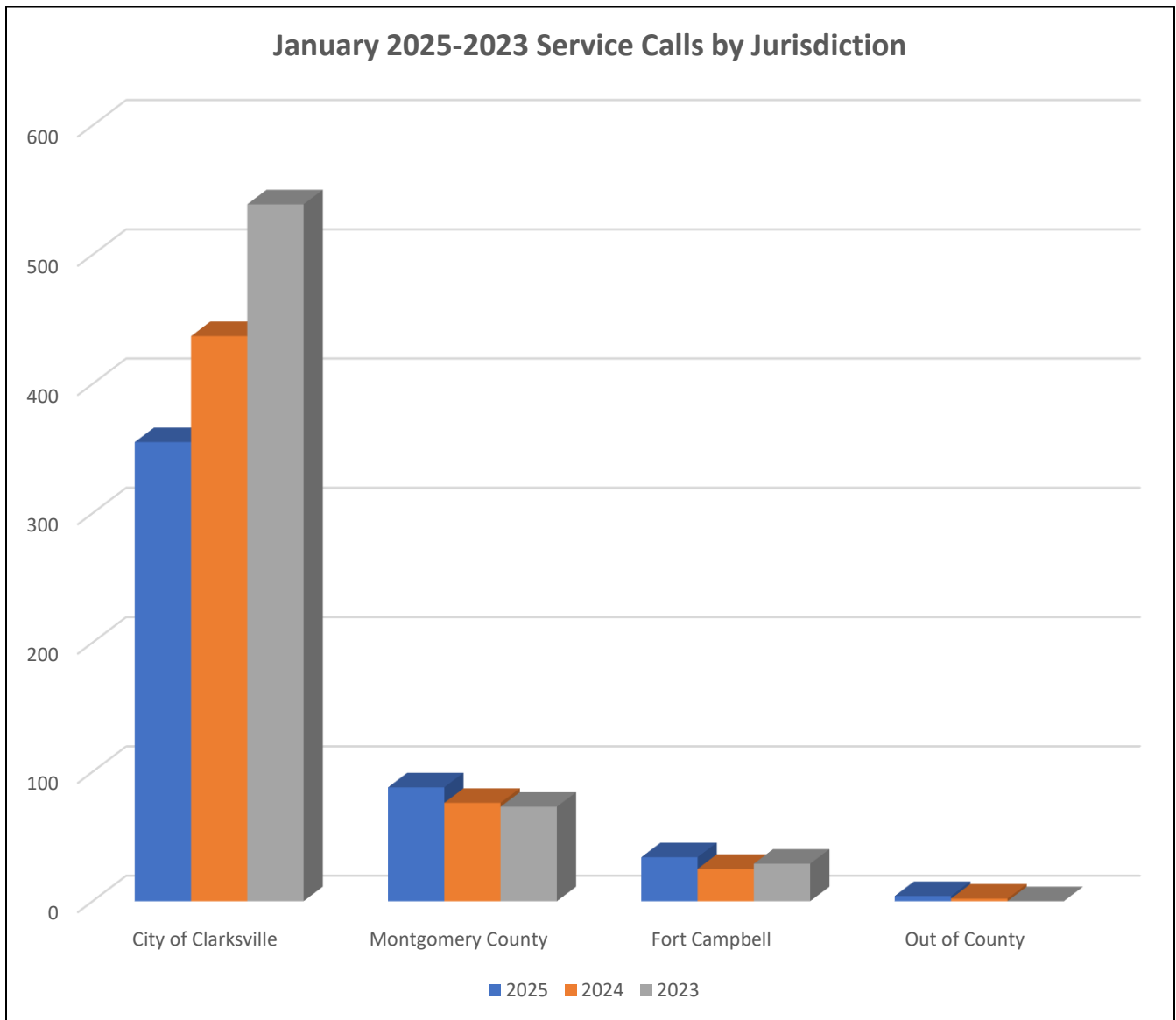
Service Calls by Zone	481
East City	127
East County	67
West City	228
West County	21
Ft. Campbell	34
Other	4



# January 2025 Shelter Report

## Activity Calls by Jurisdiction

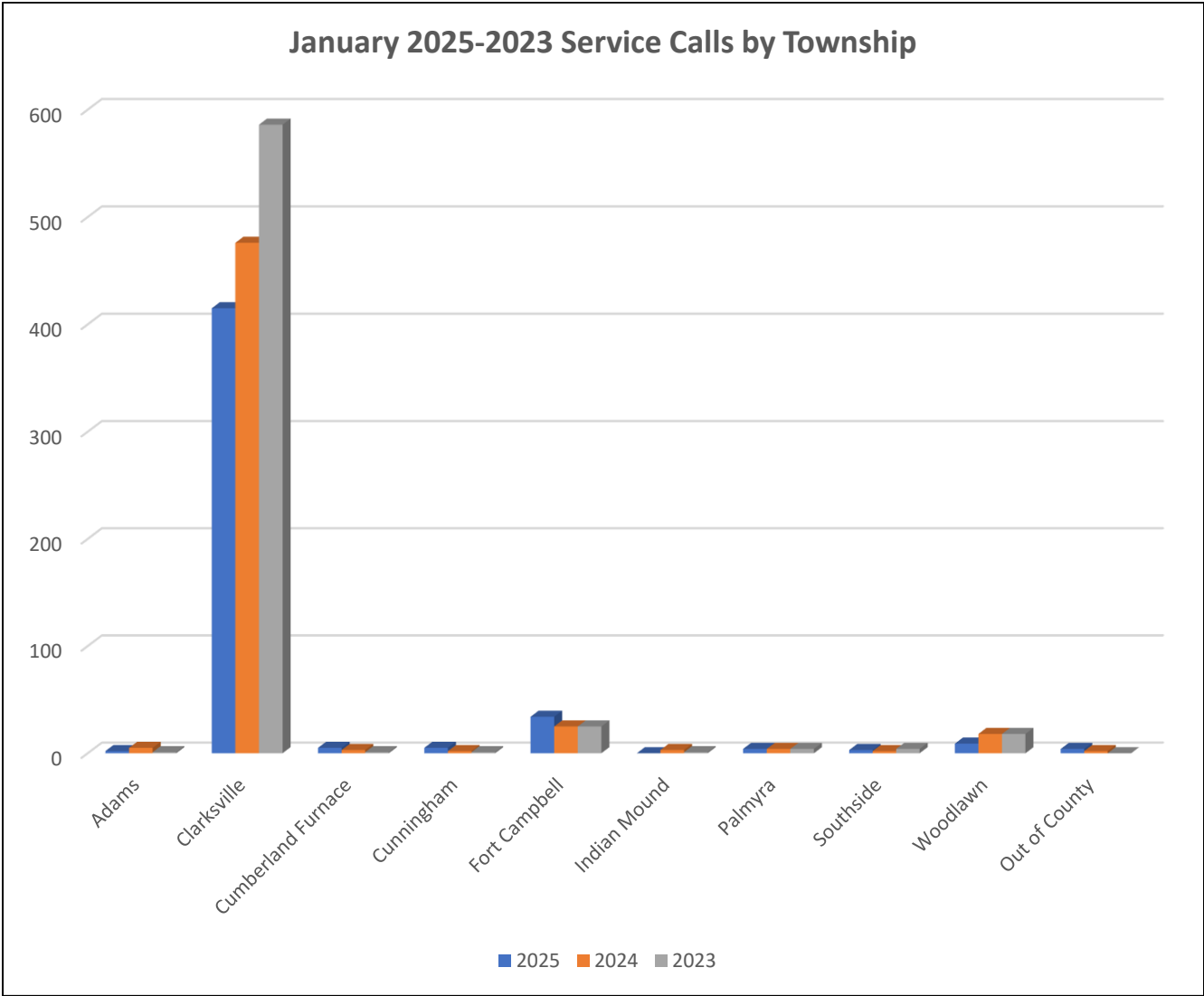
Service Calls by Jurisdiction	481
City of Clarksville	355
Montgomery County	88
Ft. Campbell	34
Out of County	4



# January 2025 Shelter Report

## Activity Calls by Townships

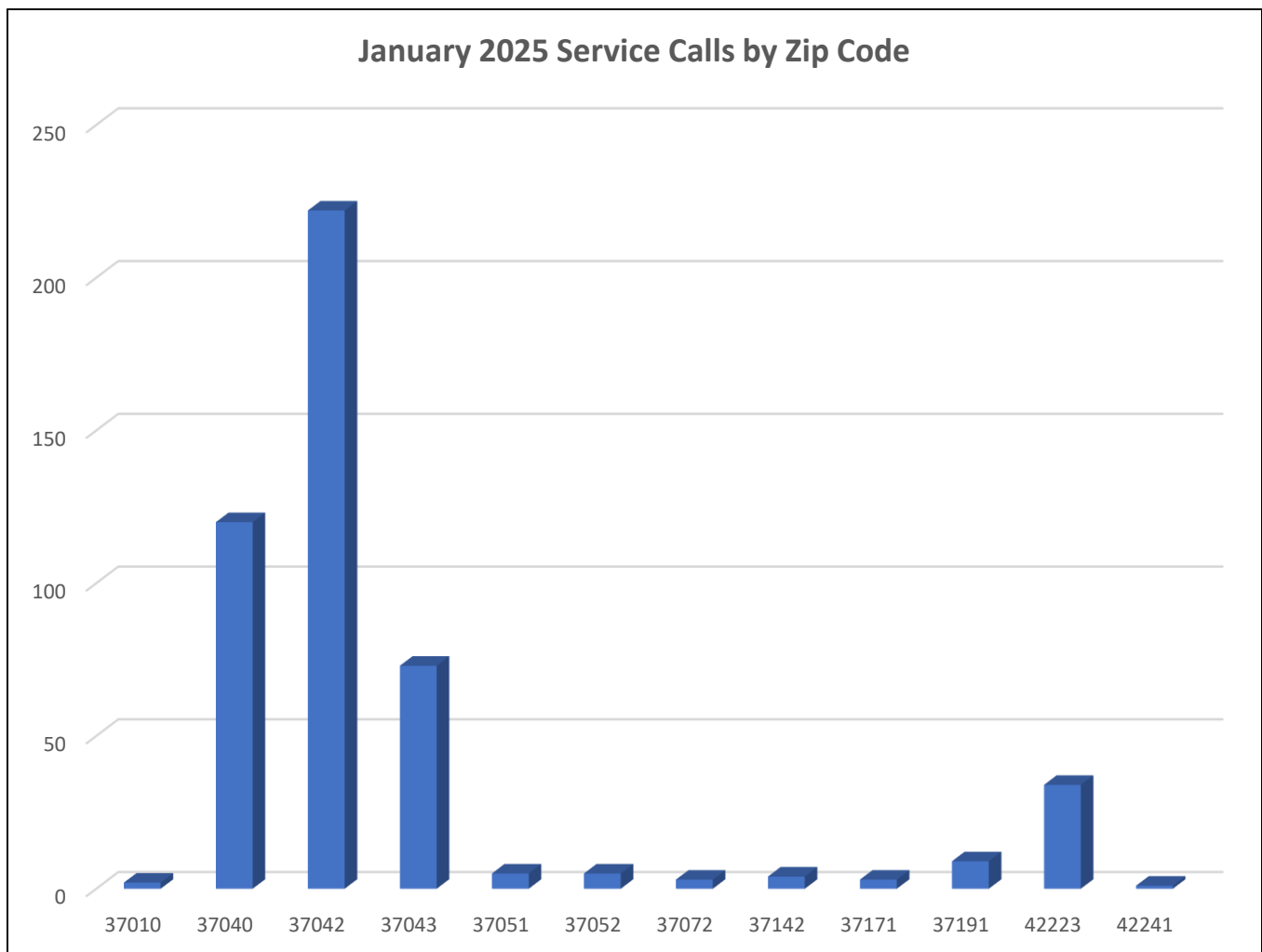
Service Calls by Township	481
Adams	2
Clarksville	415
Cumberland Furnace	5
Cumberland City	0
Cunningham	5
Fort Campbell	34
Indian Mound	0
Palmyra	4
Southside	3
Woodlawn	9
Other	4



# January 2025 Shelter Report

## Service Calls by Zip Code

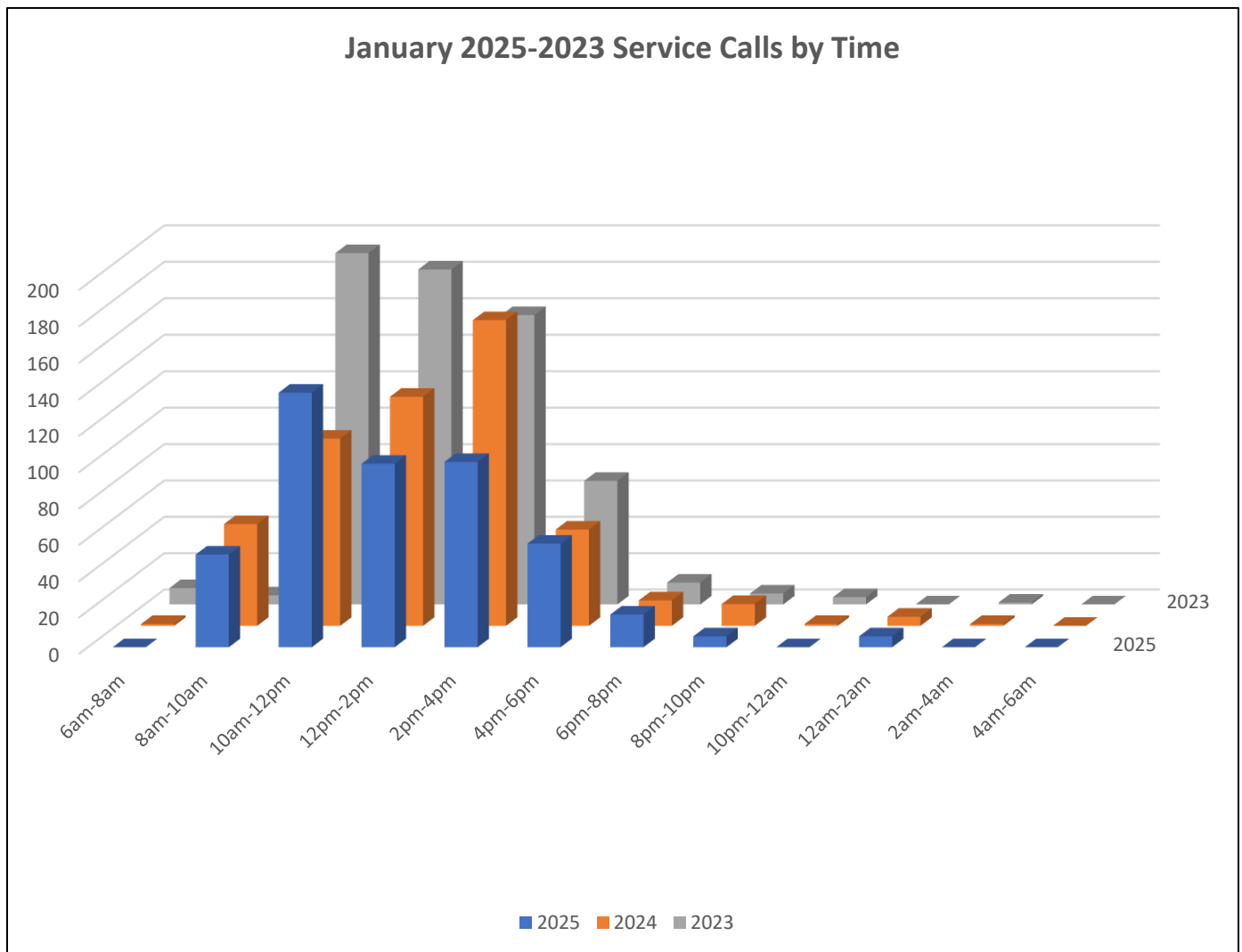
Service Calls Outcomes	481
37010	2
37040	120
37042	222
37043	73
37050	0
37051	5
37052	5
37079	3
37091	0
37142	4
37171	3
37191	9
42223	34
Other	4



# January 2025 Shelter Report

## Activity by Time of Day

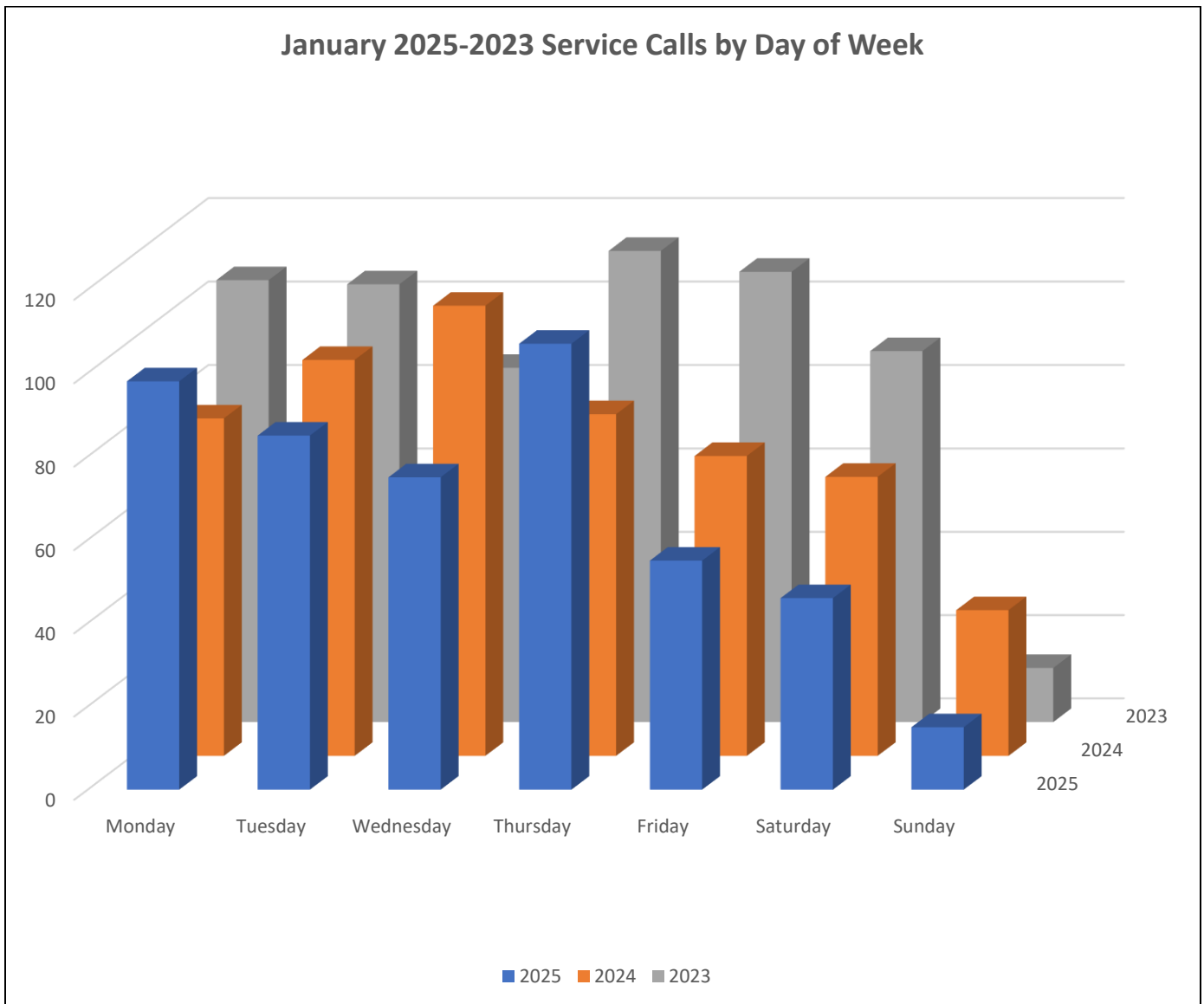
Service Calls by Time of Day	481
6am to 8am	0
8am to 10am	51
10am to 12pm	140
12pm to 2pm	101
2pm to 4pm	102
4pm to 6pm	57
6pm to 8pm	18
8pm to 10pm	6
10pm to 12am	0
12am to 2am	6
2am to 4am	0
4am to 6am	0



# January 2025 Shelter Report

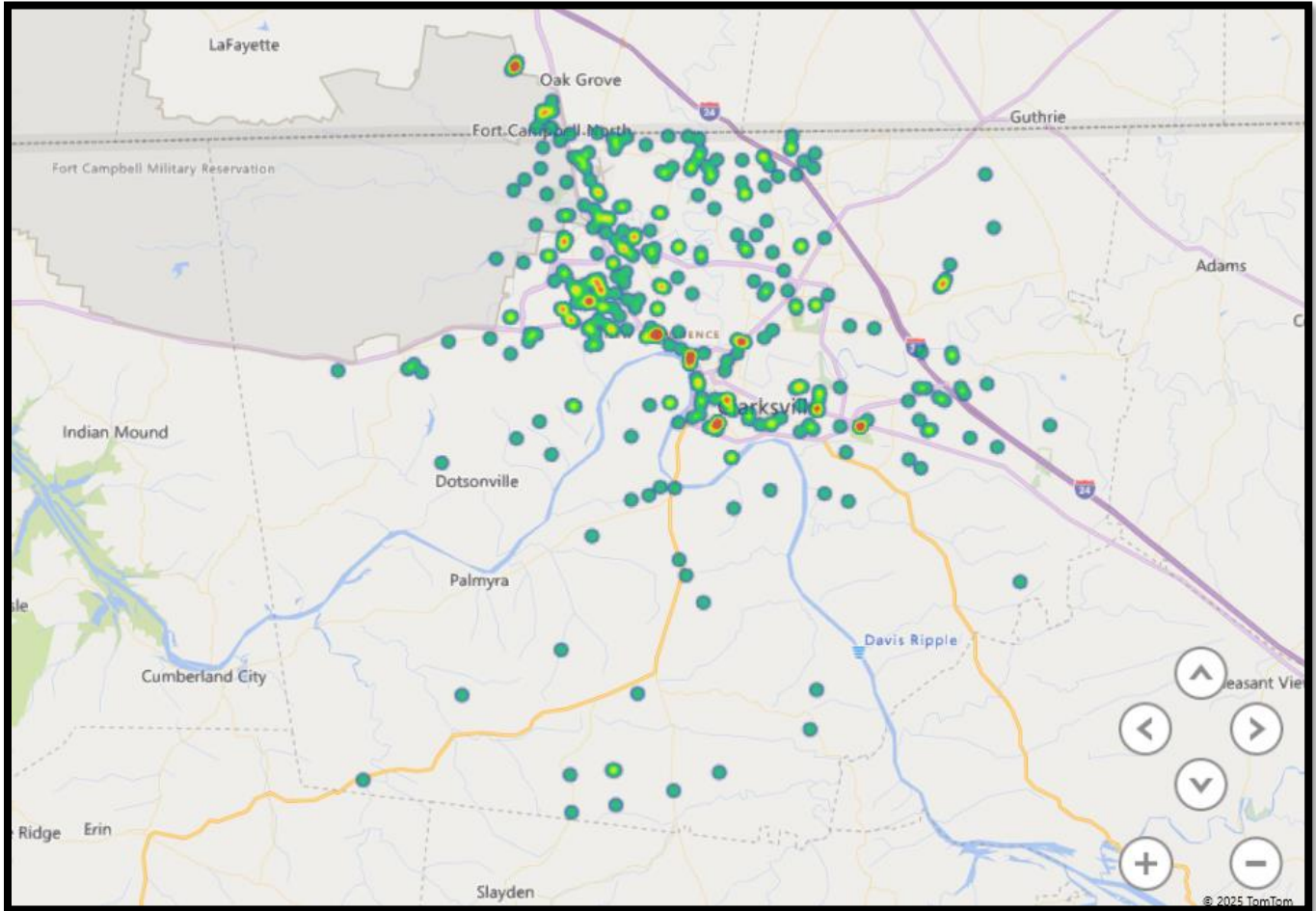
## Activity by Day of Week

Service Calls by Day	481
Monday	98
Tuesday	85
Wednesday	75
Thursday	107
Friday	55
Saturday	46
Sunday	15



# January 2025 Shelter Report

## Activity Heat Map



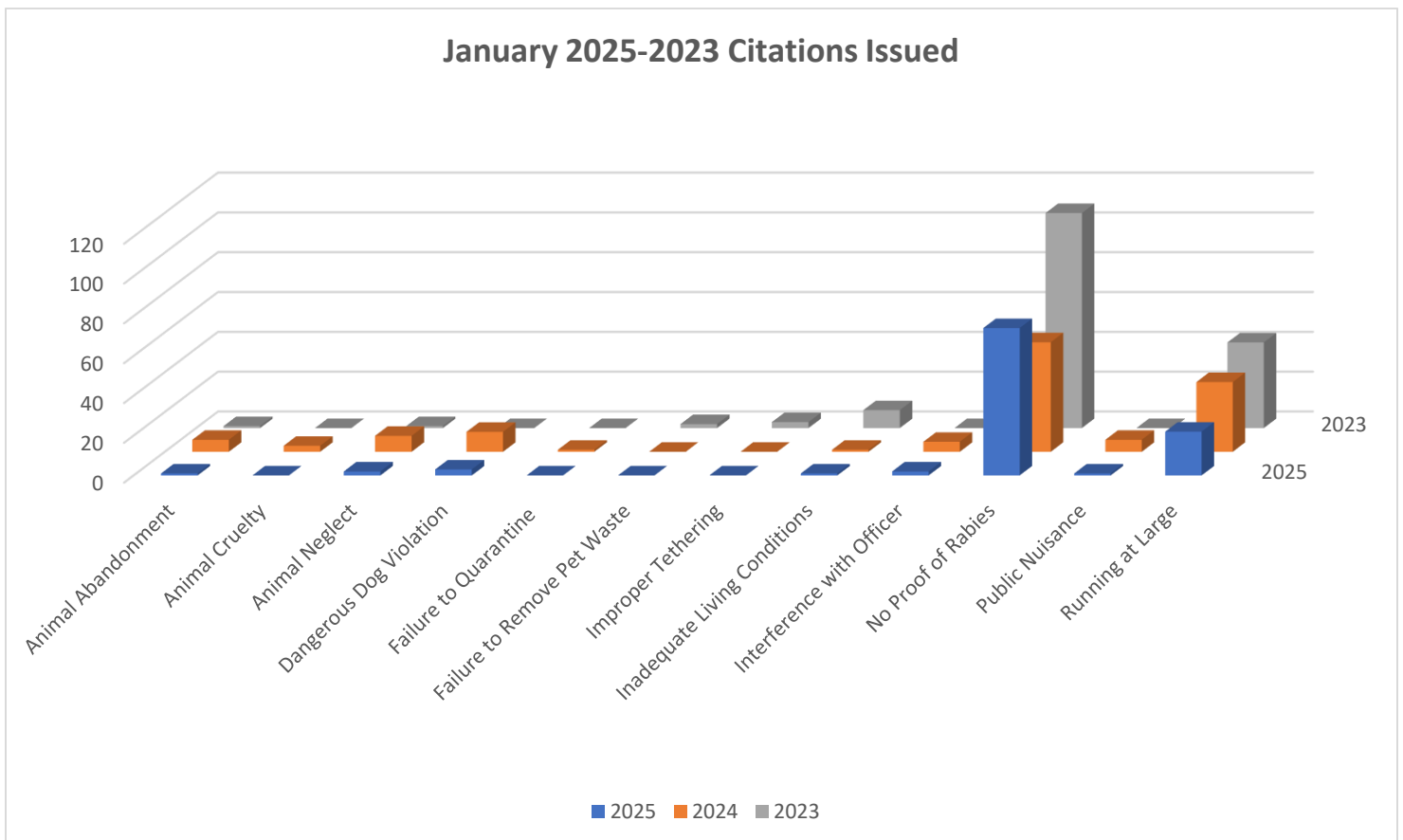


# January 2025 Shelter Report

## Citations Issued

Citations Issued	106
Animal Cruelty	0
Animal Neglect	2
Animal Abandonment	1
Barking Dog	0
Dangerous Dog Violation	3
Inadequate Living Conditions	1
Improper Tethering	1
Interference with Officer	2
No Proof of Rabies Vaccination	74
Running at Large	22
Running at Large Twice in 12 Months	0
Running at Large Fourth in 12 Months	0

Citation Outcomes	106
Sent to General Sessions	57
Rectified Prior to Court	33
Pending	14
Warning Citation	3



## 2025 Totals

Activity	Jan.	Feb.	Mar.	Apr.	May	Jun.	Jul.	Aug.	Sep.	Oct.	Nov.	Dec.	Total	2023	Trend	% Change
<b>Owner Surrenders</b>	59															
Intakes	327															
Stray Dog	140															
Stray Cat	71															
<b>Calls for Service</b>	481															
Euthanasia dog	40															
Euthanasia Cat	12															
<b>Microchips Issued</b>	138															
Adoptions	147															
Rescue/Transfer	71															
<b>Incoming Phone Calls</b>	1,958															
<b>Visitors</b>	1,354															

Live Release Rate%	Jan.	Feb.	Mar.	Apr.	May	Jun.	Jul.	Aug.	Sep.	Oct.	Nov.	Dec.	Total	2023	% Change
<b>Dogs</b>	81%														
<b>Cats</b>	89%														
<b>Total Live Release</b>	84%														

## 2024 Totals

Activity	Jan.	Feb.	Mar.	Apr.	May	Jun.	Jul.	Aug.	Sep.	Oct.	Nov.	Dec.	Total	2023	Trend	% Change
<b>Owner Surrenders</b>	52	44	29	56	44	49	62	69	67	61	44	46	625	661	642	
Intakes	340	329	336	411	476	491	542	504	431	474	361	380	5,076	4,438	5,202	
Stray Dog	166	178	167	156	185	171	197	170	163	173	156	176	2,058	1,792	2,071	
Stray Cat	63	64	74	107	170	181	221	169	136	153	100	80	1,518	1,411	1,605	
<b>Calls for Service</b>	540	554	623	609	583	517	619	692	625	665	499	500	7,026	7,130	7,232	
Euthanasia dog	37	54	15	28	56	52	71	38	41	40	31	36	499	419	518	
Euthanasia Cat	10	16	9	26	18	24	57	33	46	58	14	18	329	383	356	
<b>Microchips Issued</b>	152	102	149	150	137	137	158	197	156	193	193	181	1,905	1,438	1,837	
Adoptions	141	122	155	129	131	132	174	193	178	197	174	183	1,909	1,607	1,862	
Rescue/Transfer	53	54	57	79	134	105	91	84	58	73	42	55	886	972	945	
<b>Incoming Phone Calls</b>	1,926	2,200	2,421	2,507	2,296	2,295	2,552	2,363	2,091	2,510	1,598	1,385	26,144	26,816	27,793	
<b>Visitors</b>	1,081	1,364	1,411	941	1,120	1,262	1,576	1,699	1,402	1,421	1,560	1,757	16,594		15,932	

Live Release Rate%	Jan.	Feb.	Mar.	Apr.	May	Jun.	Jul.	Aug.	Sep.	Oct.	Nov.	Dec.	Total	2023	% Change
<b>Dogs</b>	76%	76%	93%	88%	79%	78%	73%	86%	82%	83%	85%	85%	82%		
<b>Cats</b>	89%	80%	91%	81%	91%	84%	72%	81%	67%	71%	87%	86%	82%		
<b>Total Live Release</b>	80%	77%	92%	85%	84%	81%	73%	84%	76%	77%	86%	85%	82%		

## 2023 Totals

Activity	Jan.	Feb.	Mar.	Apr.	May	Jun.	Jul.	Aug.	Sep.	Oct.	Nov.	Dec.	Total	2022	% Change
<b>Owner Surrenders</b>	49	50	56	63	70	41	52	44	41	30	32	36	564	661	-14.6%
Intakes	348	334	354	386	478	427	426	412	419	450	379	319	4,732	4,438	6.2%
Stray Dog	148	139	179	172	198	166	185	170	161	162	163	134	1,977	1,792	9.3%
Stray Cat	85	74	57	101	134	141	114	131	164	152	116	85	1,654	1,411	14.6%
<b>Calls for Service</b>	641	609	745	703	742	667	555	601	561	556	519	522	7,421	7,130	4%
Euthanasia dog	42	34	47	46	48	66	60	53	59	53	47	28	553	419	30%

<b>Euthanasia Cat</b>	15	15	21	17	16	34	61	52	48	57	29	15	380	383	.7%
<b>Microchips Issued</b>	109	123	123	124	160	131	140	110	132	182	154	143	1,631	1,438	11.8%
<b>Adoptions</b>	122	130	121	106	147	131	144	113	138	171	152	133	1,608	1,607	.2%
<b>Rescue/Transfer</b>	68	44	54	70	39	52	23	38	51	51	36	47	573	972	-41%
<b>Incoming Phone Calls</b>	2,347	1,913	2,345	2,225	2,540	2,246	2,266	2,454	2,131	2,257	1,967	2,125	26,816	--	--

<b>Live Release Rate%</b>	Jan.	Feb.	Mar.	Apr.	May	Jun.	Jul.	Aug.	Sep.	Oct.	Nov.	Dec.	Total	2022	% Change
<b>Dogs</b>	89%	83%	81%	80%	82%	71%	75%	74%	67%	75%	80%	76%	78%	84%	-9%
<b>Cats</b>	91%	84%	78%	83%	85%	72%	57%	54%	71%	69%	80%	88%	76%	72%	5.2%
<b>Total Live Release</b>	90%	83%	80%	81%	82%	71%	68%	67%	69%	72%	80%	82%	77%	80%	-3.7%

## 2022 Totals

<b>Activity</b>	Jan.	Feb.	Mar.	Apr.	May	Jun.	Jul.	Aug.	Sep.	Oct.	Nov.	Dec.	Total	2021	% Change	
<b>Owner Surrenders</b>	31	110	75	41	31	56	36	47	54	48	49	52	661	633	4%	
<b>Intakes</b>	234	320	329	313	384	396	313	508	456	434	369	382	4,438	3,761	15%	
<b>Stray Dog</b>	114	109	150	108	119	129	158	202	171	153	166	192	1,792	1,435	20%	
<b>Stray Cat</b>	67	47	80	129	195	175	91	177	164	146	78	62	1,411	1,065	25%	
<b>Calls for Service</b>	397	409	614	615	592	628	637	649	630	642	636	681	7,130	5,328	25%	
<b>Euthanasia dog</b>	19	32	27	21	24	35	36	64	55	27	50	64	419	232	45%	
<b>Euthanasia Cat</b>	11	27	30	18	29	84	42	52	73	66	46	18	383	350	8%	
<b>Microchips Issued</b>	128	99	150	123	140	144	193	172	128	170	135		1,438	1,636	-12%	
<b>Adoptions</b>	137	99	142	122	110	142	184	187	141	186	122	177	1,607	1,523	5%	
<b>Rescue/Transfer</b>	60	68	75	131	77	68	35	85	83	63	46	67	790	972	-18%	
<b>Incoming Phone Calls</b>	**	**	**	**	**	**	**	**	**	**	2,400	2,192	2,155	6,747	---	---

<b>Live Release Rate%</b>	Jan.	Feb.	Mar.	Apr.	May	Jun.	Jul.	Aug.	Sep.	Oct.	Nov.	Dec.	Total	2021	% Change
<b>Dogs</b>	89.4%	83%	87%	91%	88%	85%	86%	76%	76%	89%	76%	77%	84%	86%	-2%
<b>Cats</b>	90%	73%	75%	88%	78%	54%	71%	71%	56%	65%	60%	87%	72%	72%	0%
<b>Total Live Release</b>	89.4%	80%	83%	90%	84%	72%	80%	74%	67%	78%	71%	81%	80%	85%	-5%

