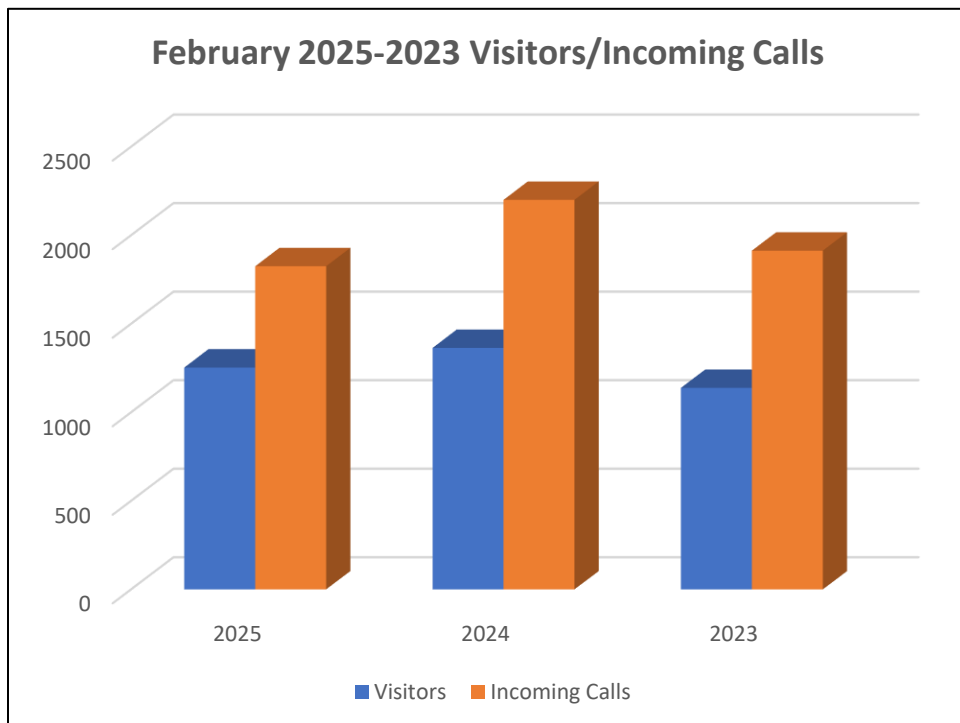
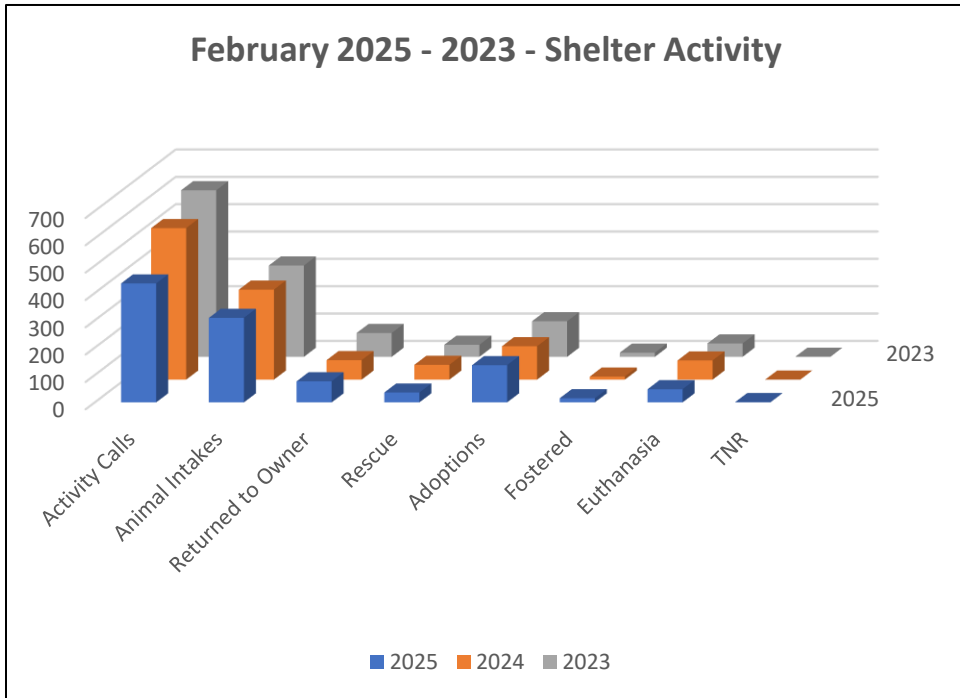




# February 2025 Shelter Report

February 2025	
<b>Activity Calls</b>	<b>434</b>
<b>Animal Intakes</b>	<b>309</b>
Dogs	206
Cats	99
Other	4
<b>Incoming Per Day</b>	<b>14</b>
<b>Returned to Owner</b>	<b>77</b>
Dogs – In Field	9
Cats – In Field	0
Dogs – From Shelter	57
Cats – From Shelter	11
<b>Rescue Transfers</b>	<b>36</b>
Dogs Transferred	22
Cats Transferred	14
Other	0
<b>Animals Adopted</b>	<b>136</b>
Dogs Adopted	84
Cats Adopted	49
Other Animals	3
<b>Fostered</b>	<b>15</b>
Dogs Fostered	9
Cats Fostered	6
<b>Euthanasia</b>	<b>56</b>
Dogs Euthanized	44
Cats Euthanized	12
<b>TNR/Returned to Field</b>	<b>1</b>
<b>Visitors to Shelter</b>	<b>1,253</b>
Avg. Visitors per Day	60
<b>Incoming Phone Calls</b>	<b>1,825</b>
Avg. Calls per Day	75

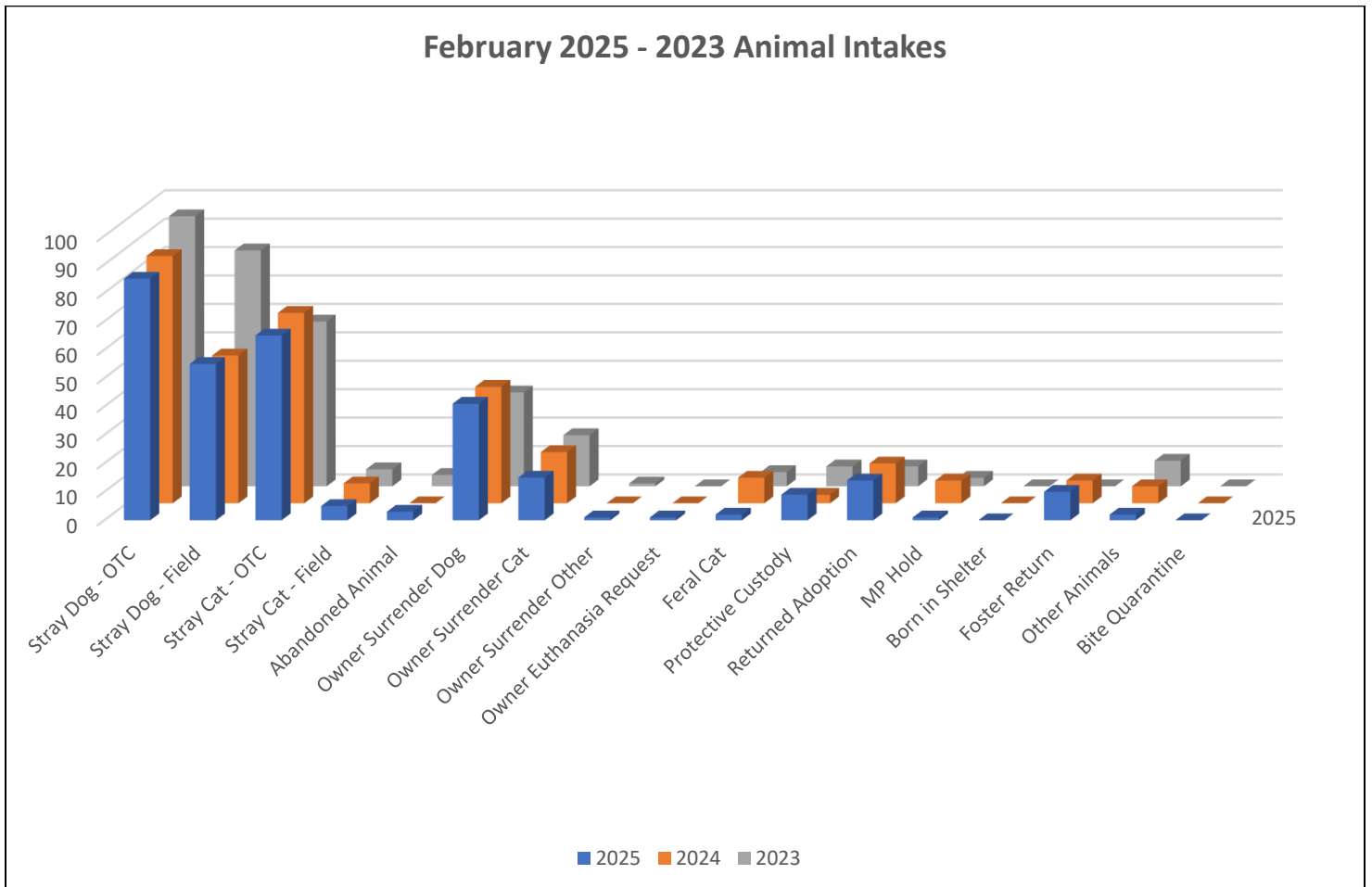


# February 2025 Shelter Report

## Animal Intake Reasons

Intake Reasons	309
Stray Dog – OTC	82
Stray Dog – Field	56
Stray Cat – OTC	60
Stray Cat – Field	6
Abandoned Animal	1
Owner Surrender – Dog	45
Owner Surrender - Cat	16
Owner Surrender - Other	1
Owner Euth. Request	1
Feral Cat	2
Protective Custody	9
Returned Adoption	13
MP Hold – Ft. Campbell	1
Born in Shelter	0
Foster Returned	10
Other Animals	5
Bite Quarantine	1

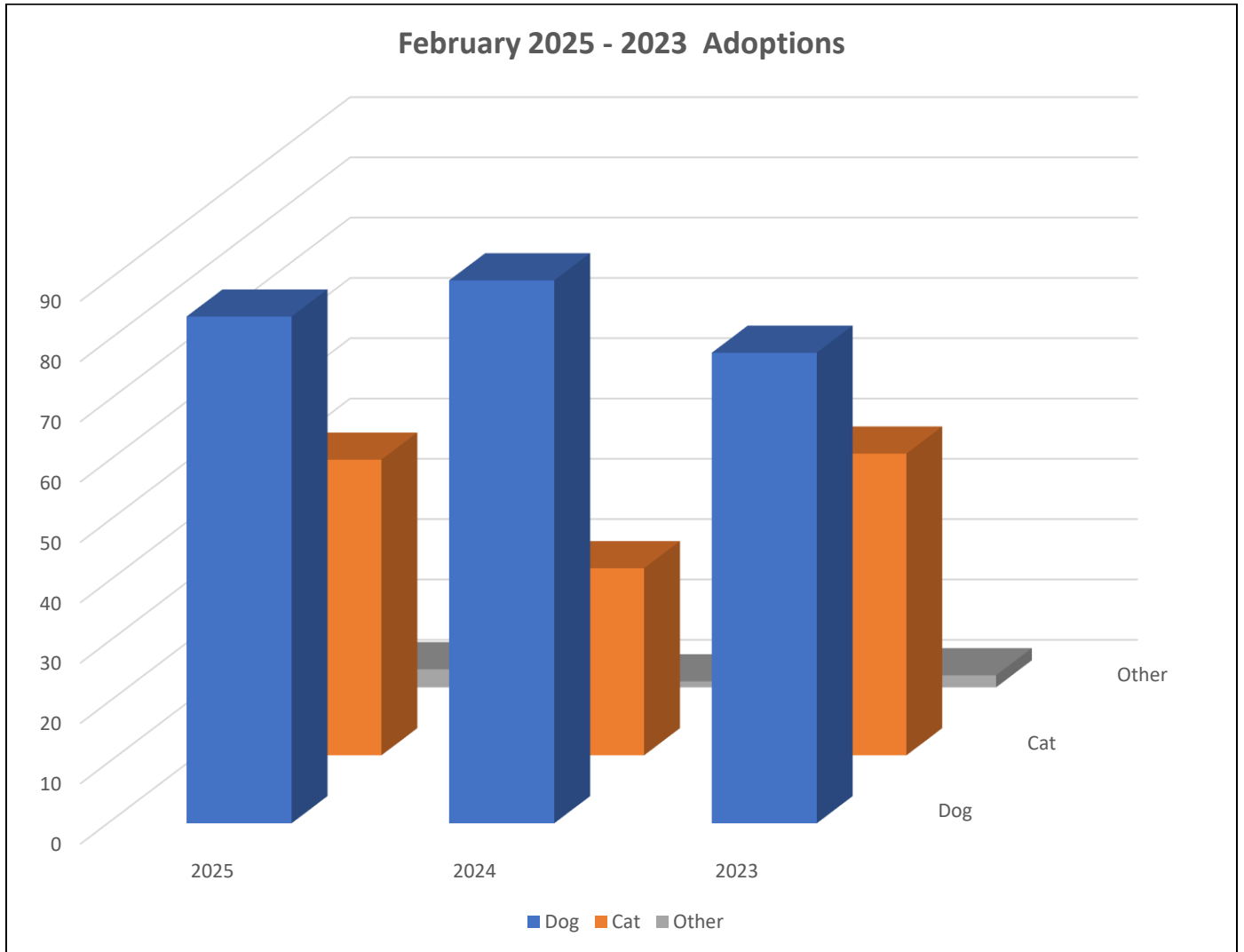
February 2025 - 2023 Animal Intakes



# February 2025 Shelter Report

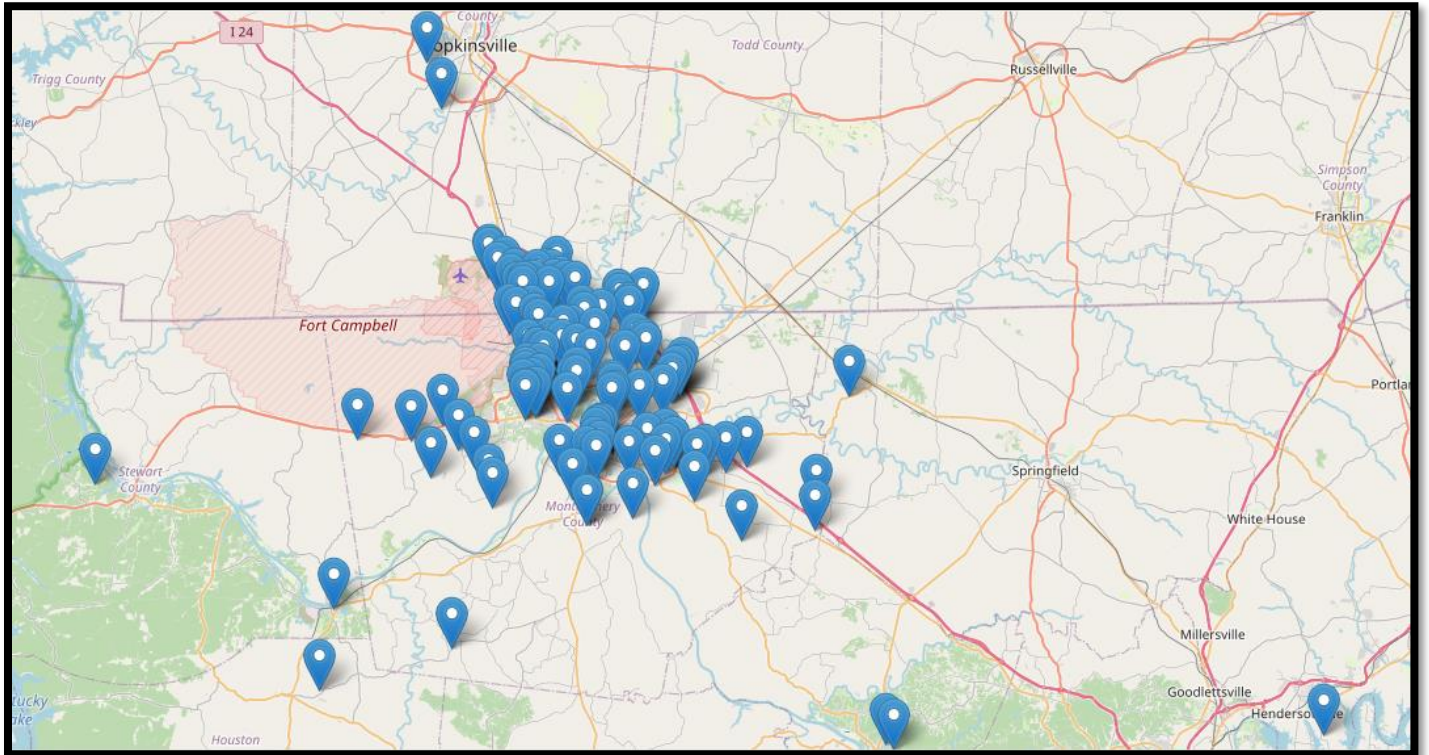
## Animal Adoptions

Adoptions	136
Dogs/Puppies	84
Cats/Kittens	49
Other Animals	3



# February 2025 Shelter Report

## Adoptions Map

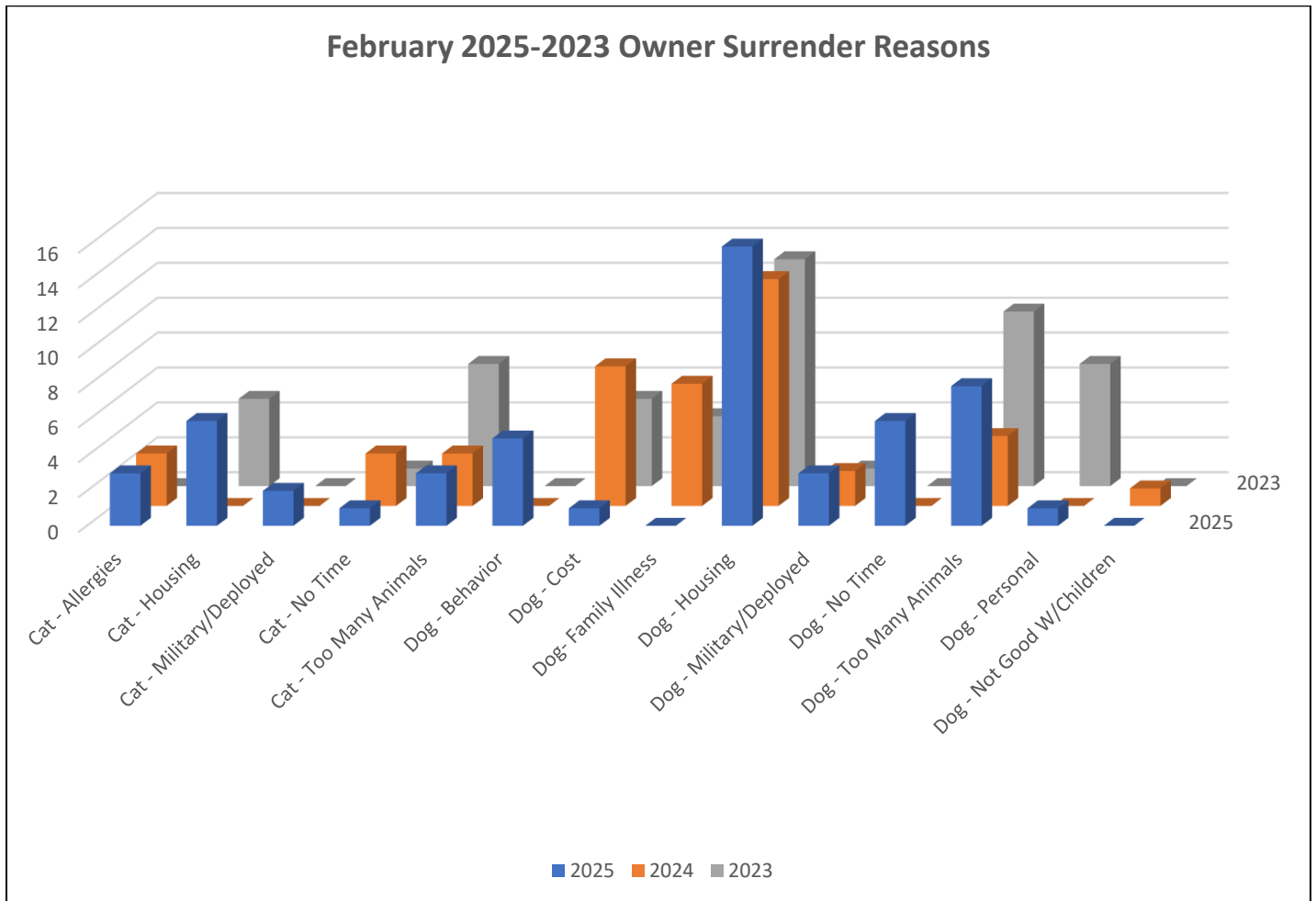


# February 2025 Shelter Report

## Owner Surrenders

Owner Surrender Reason	55
Cat – Allergies	3
Cat – Divorce	0
Cat - Family Illness	0
Cat – Housing Issue	6
Cat – Military Deployed/PCS	2
Cat – No Time	1
Cat – Too Many Animals	3
Dog – Aggressive – People	0
Dog – Allergies	0
Dog – Negative Behavior	5
Dog – Cost	1
Dog – Family Illness	0
Dog – Housing Issue	16
Dog – Military Deployed/PCS	3
Dog – No Time	6
Dog – Too Many Animals	8

February 2025-2023 Owner Surrender Reasons

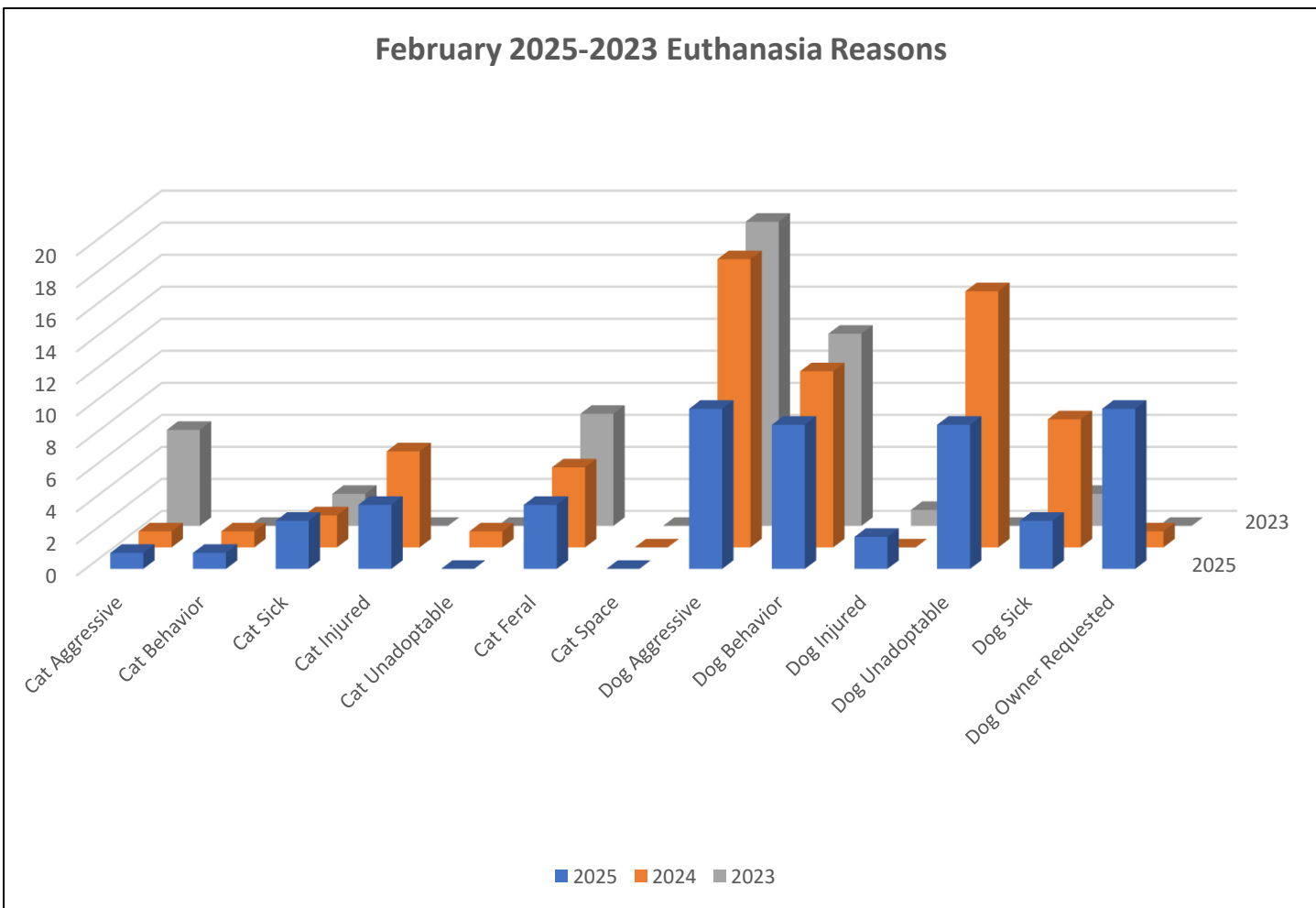


# February 2025 Shelter Report

## Euthanasia

Animal Euthanasia	56
<b>Dogs/Puppies</b>	<b>43</b>
Aggressive Behavior	10
Sick	3
Injured	2
Unadoptable	9
Owner Requested	10
Space	0
<b>Cats/Kittens</b>	<b>13</b>
Feral	4
Injured	4
Aggressive	1
Sick	3
Unadoptable	0
Behavior	1

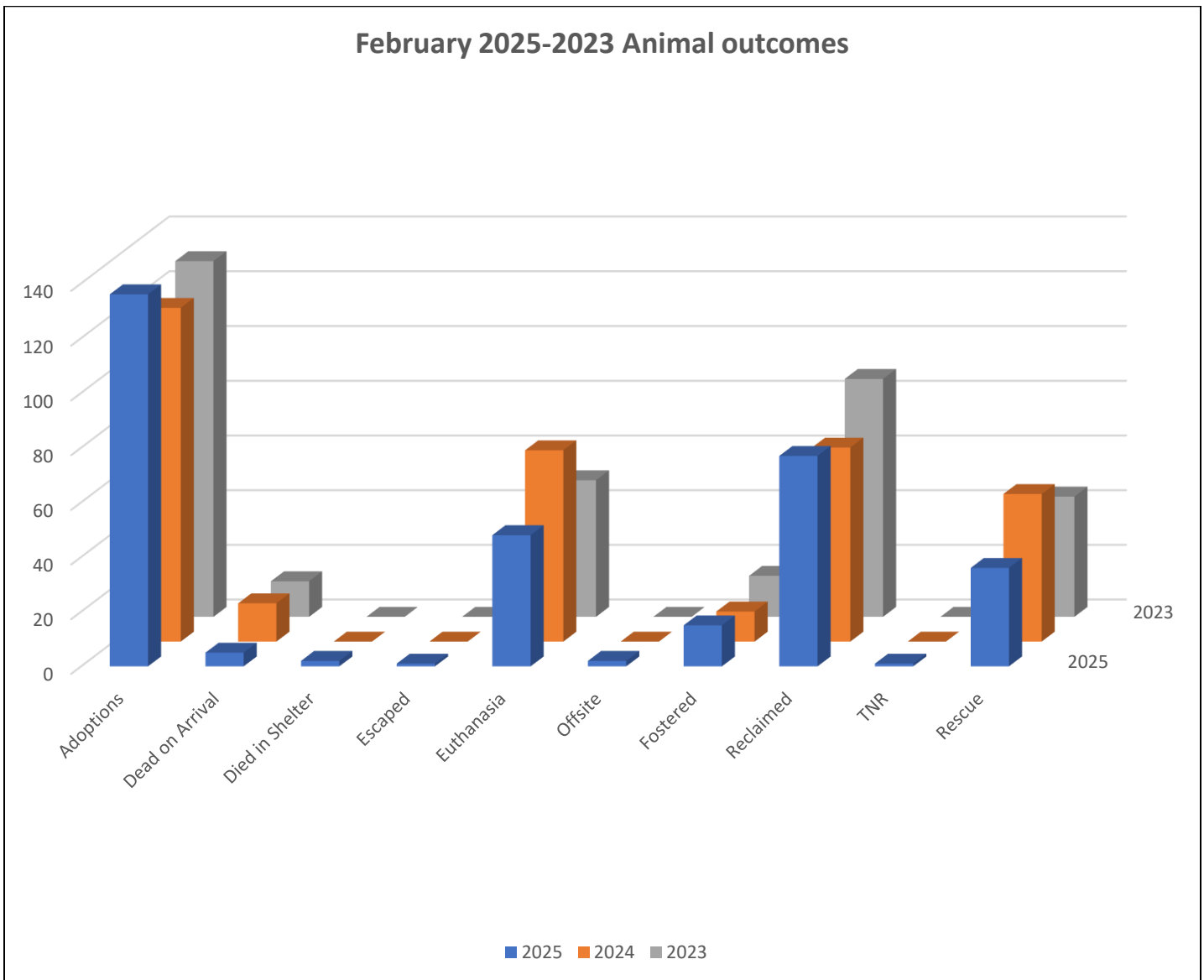
February 2025-2023 Euthanasia Reasons



# February 2025 Shelter Report

## Outcomes

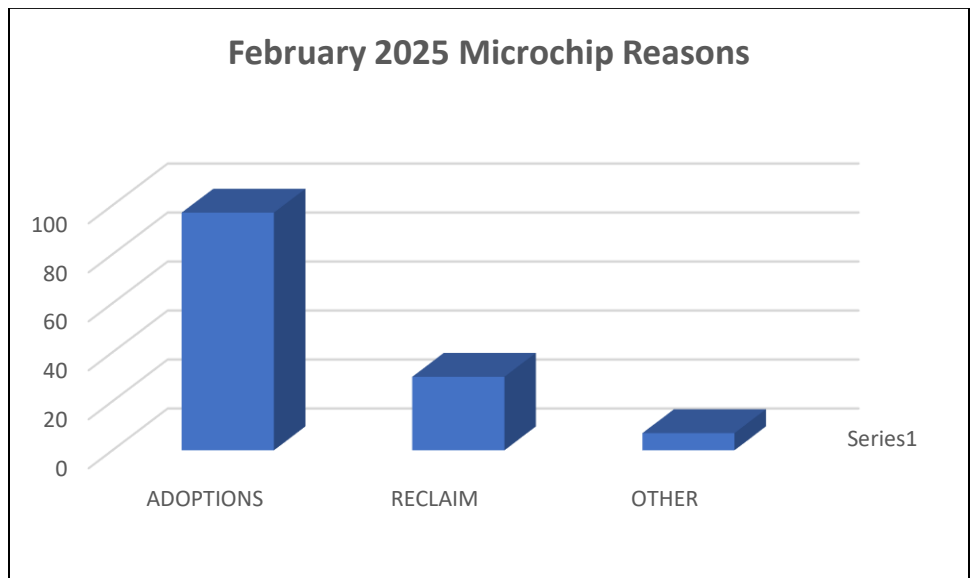
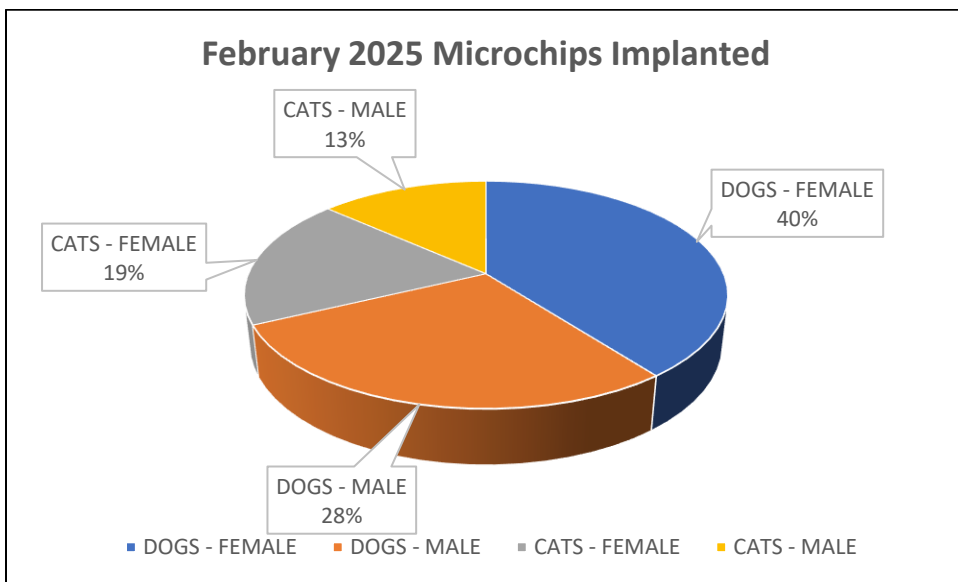
Animal Outcomes	358
Adoptions	136
Dead on Arrival	5
Died in Shelter	2
Escaped	1
Euthanasia	56
Offsite	2
Fostered	15
Reclaimed	77
RTF/TNR	1
Rescue	36



# February 2025 Shelter Report

## Microchips Issued

Microchips Implanted	134
Dogs – Female	53
Dogs – Male	38
Cats – Female	25
Cats – Male	18
Adoptions	97
Reclaimed	30
Other	7
Event	0

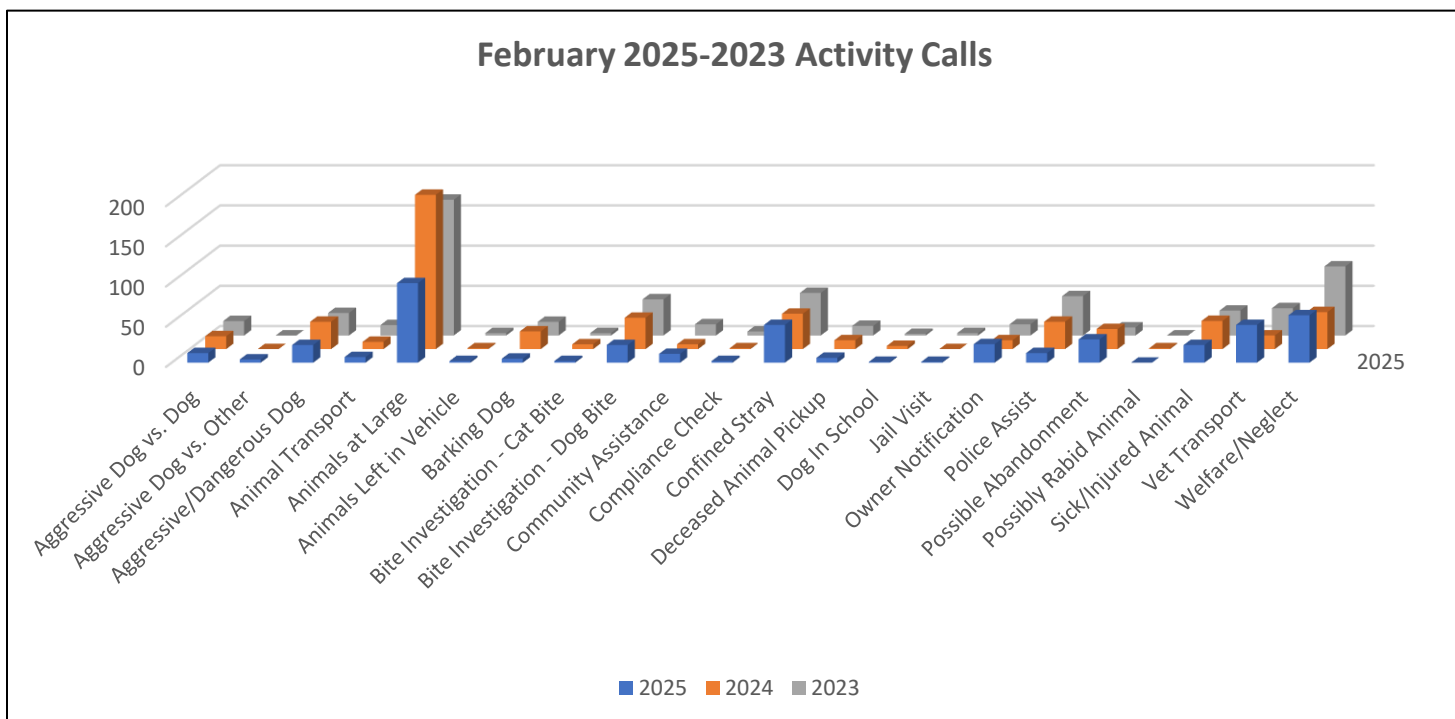




# February 2025 Shelter Report

## Activity Calls

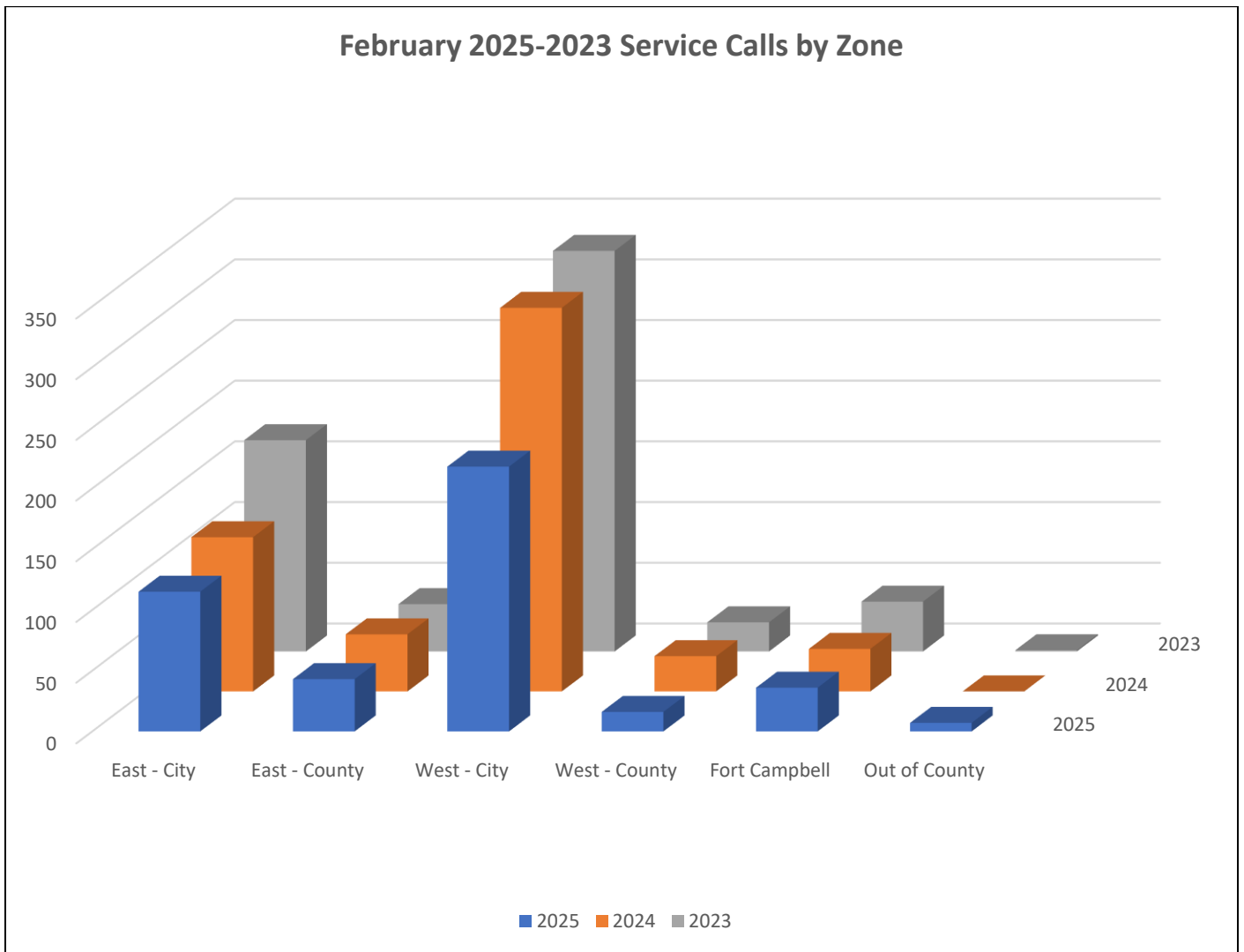
Service Calls	434
Aggressive Dog Vs Dog	12
Aggressive/Dangerous Dog	22
Aggressive Dog Vs. Other	4
Animal Transport	7
Animal Left in Vehicle	2
Animals at Large	99
Barking Dog	5
Bites involving Cats	2
Bites involving Dogs	22
Bites Other Animals	0
Community Assistance	11
Compliance Check	2
Confined Stray	47
Dog in School	1
Deceased Animal Pick Up	6
Jail Visit	1
Owner Notification	23
Police Assist	12
Possible Abandonment	29
Possibly Rabid Animal	0
Set Trap	0
Sick or Injured Animal	22
Vet Transport	46
Welfare or Neglect Complaint	59



# February 2025 Shelter Report

## Activity Calls by Zones

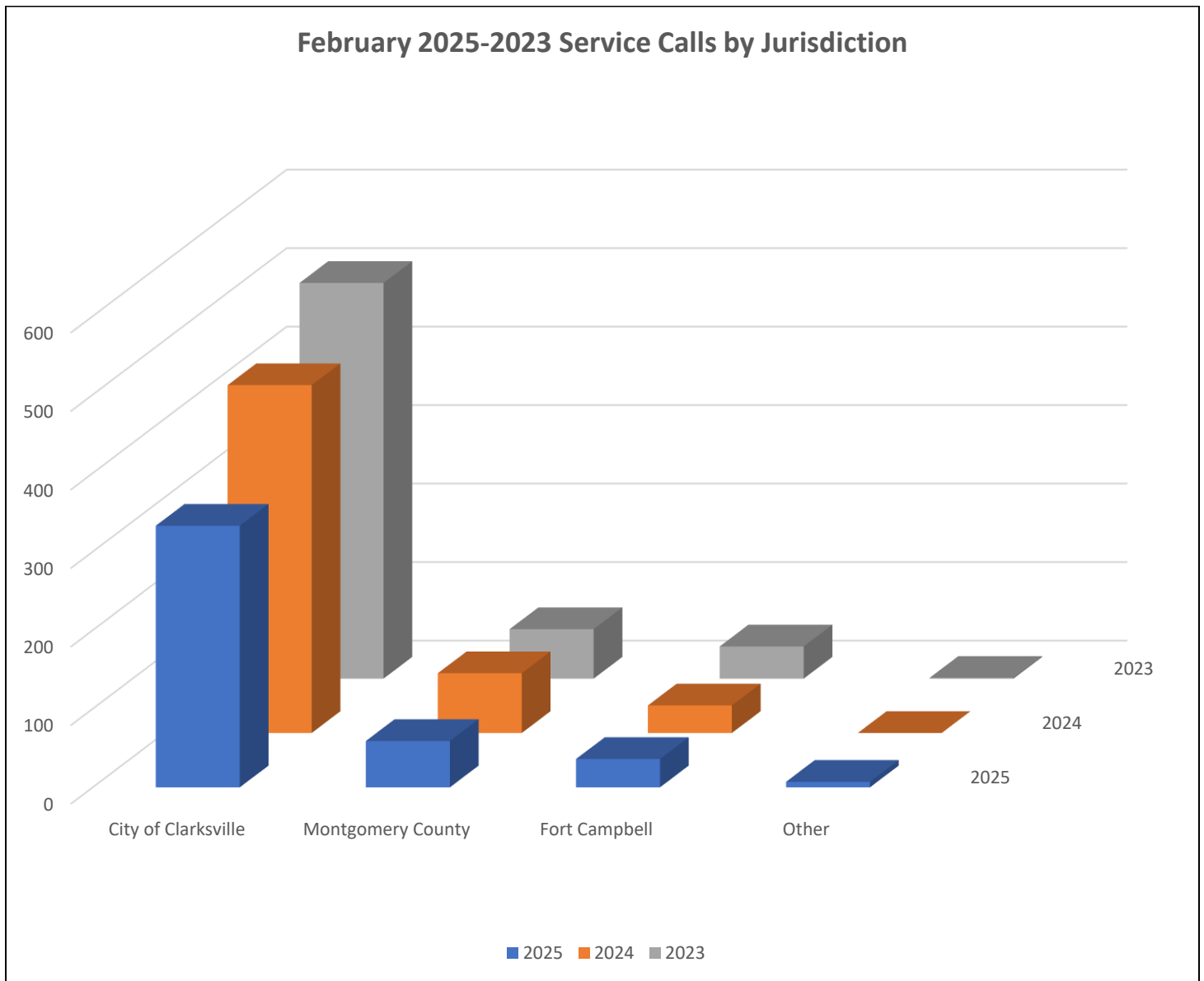
Service Calls by Zone	434
East City	114
East County	43
West City	218
West County	16
Ft. Campbell	36
Other	7



# February 2025 Shelter Report

## Activity Calls by Jurisdiction

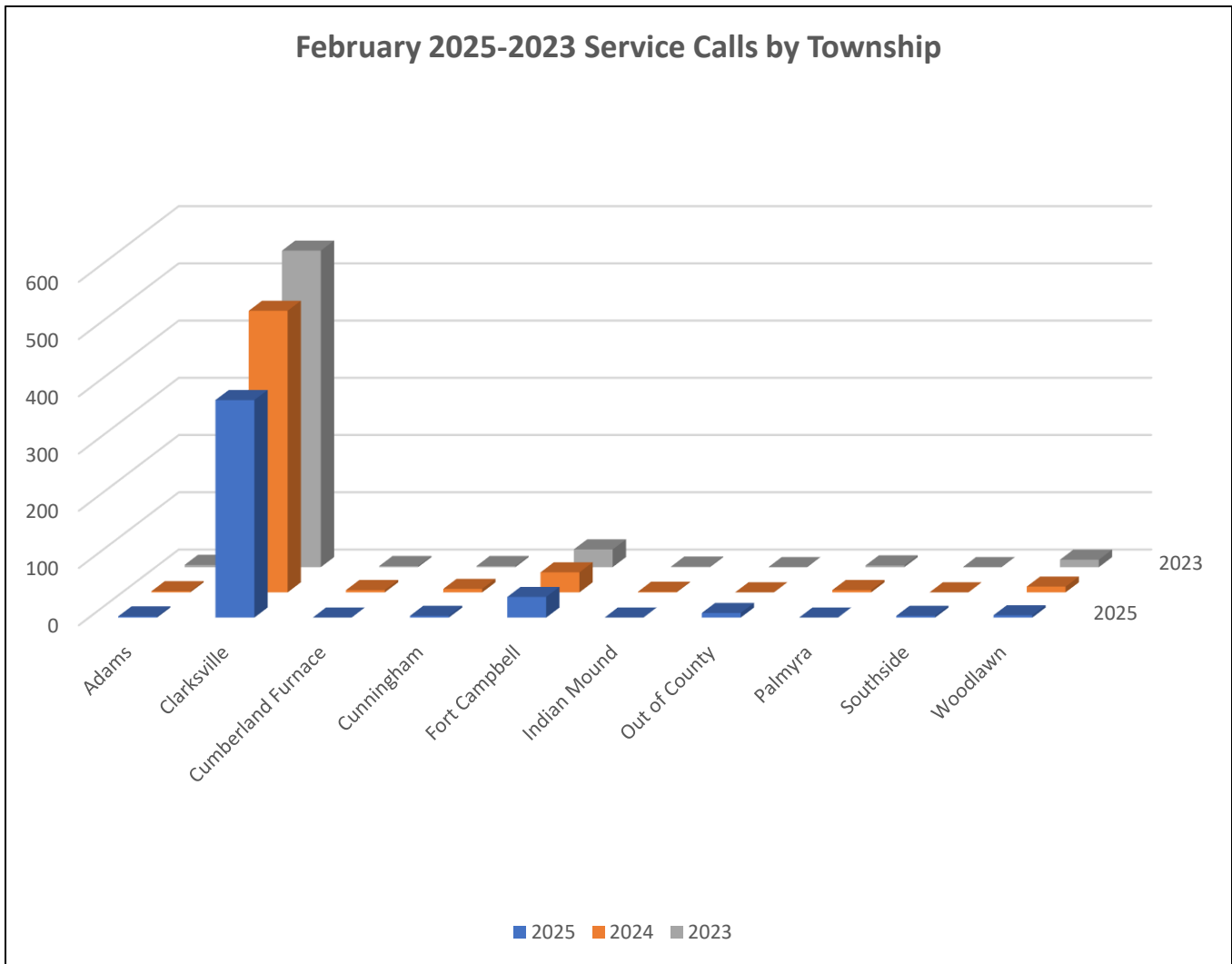
Service Calls by Jurisdiction	434
City of Clarksville	332
Montgomery County	59
Ft. Campbell	36
Out of County	7



# February 2025 Shelter Report

## Activity Calls by Townships

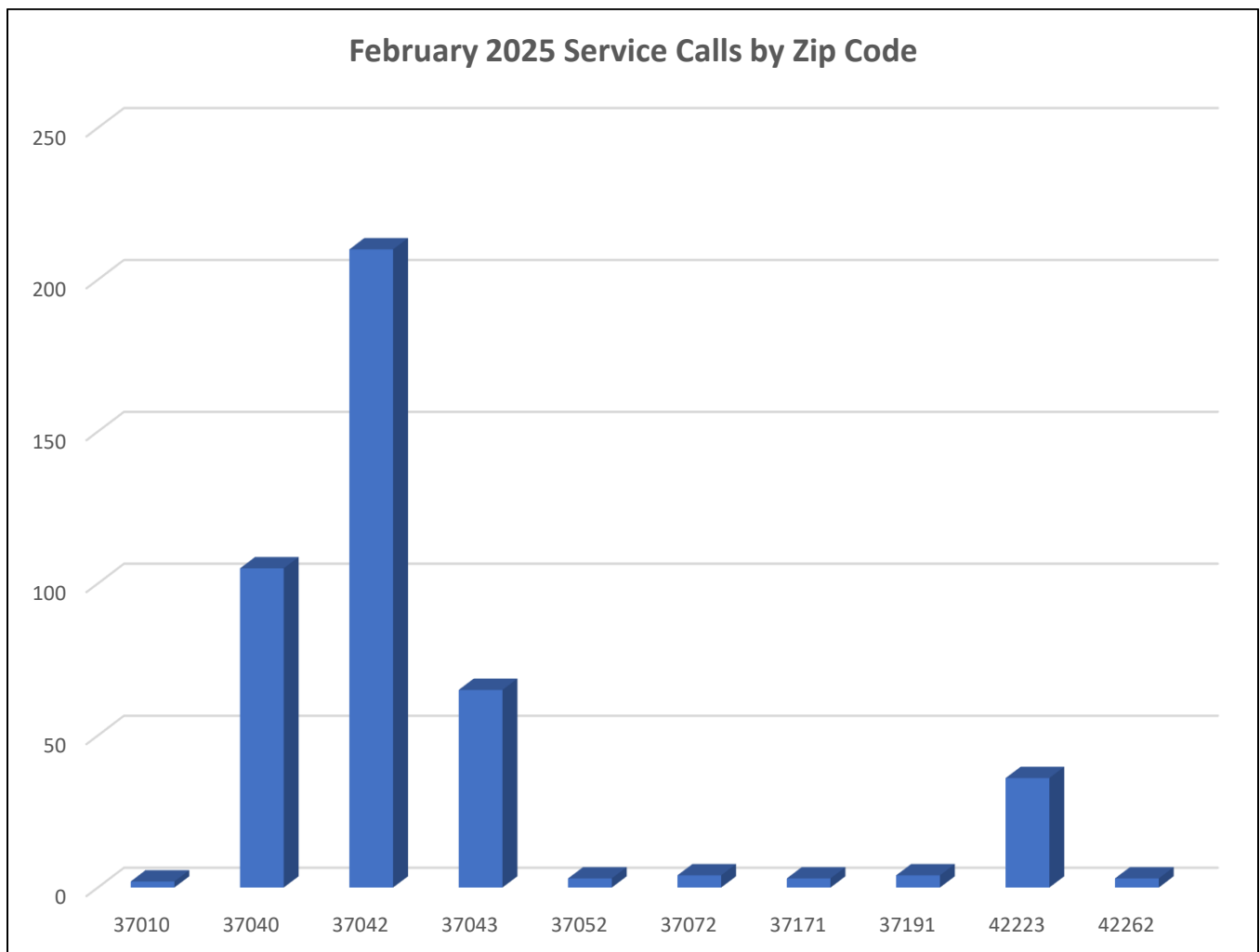
Service Calls by Township	434
Adams	2
Clarksville	379
Cumberland Furnace	0
Cumberland City	0
Cunningham	3
Fort Campbell	36
Indian Mound	0
Palmyra	0
Southside	3
Woodlawn	4
Other	7



# February 2025 Shelter Report

## Service Calls by Zip Code

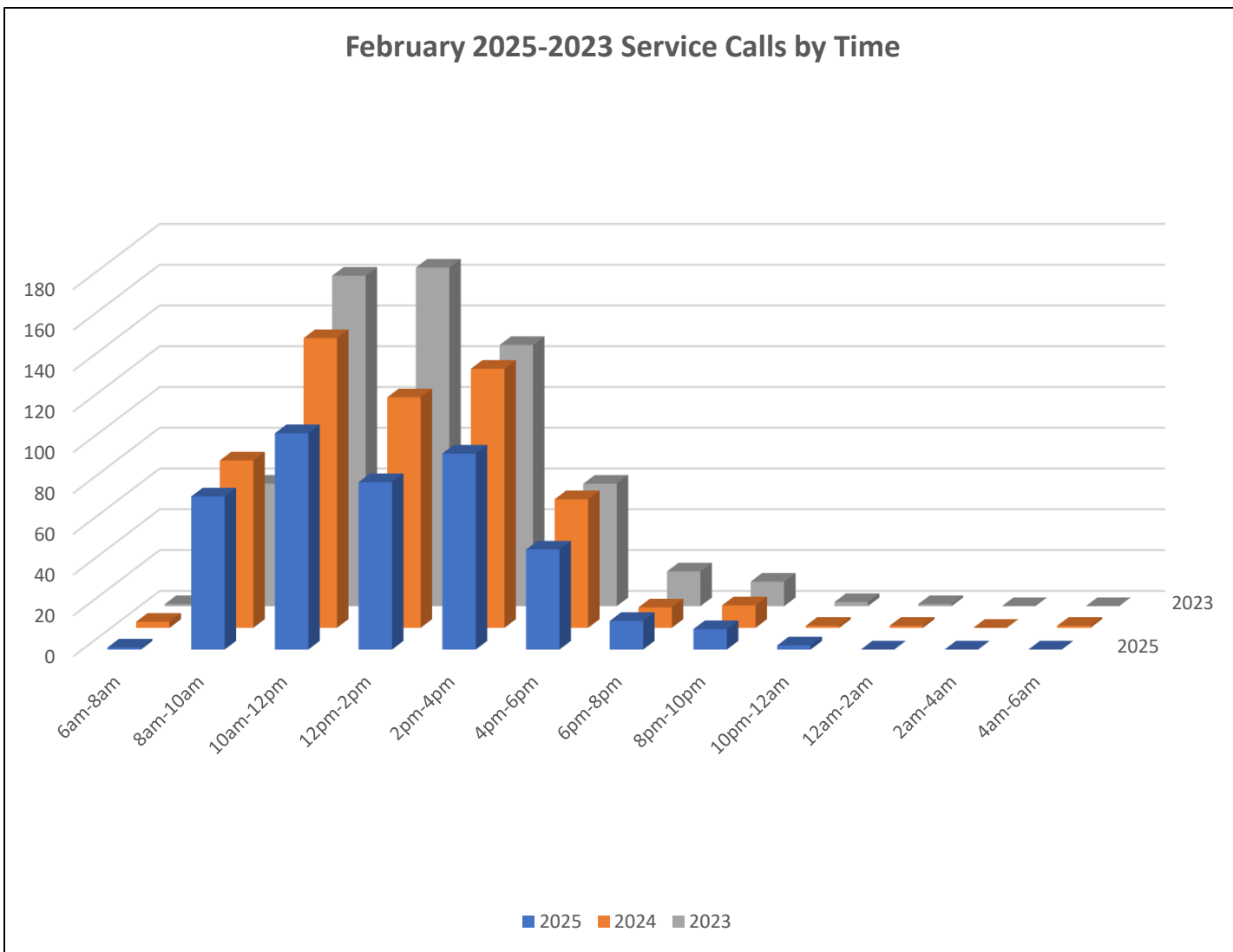
Service Calls Outcomes	434
37010	2
37040	104
37042	210
37043	65
37050	0
37051	0
37052	3
37072	4
37091	0
37142	0
37171	3
37191	4
42223	36
Other	3



# February 2025 Shelter Report

## Activity by Time of Day

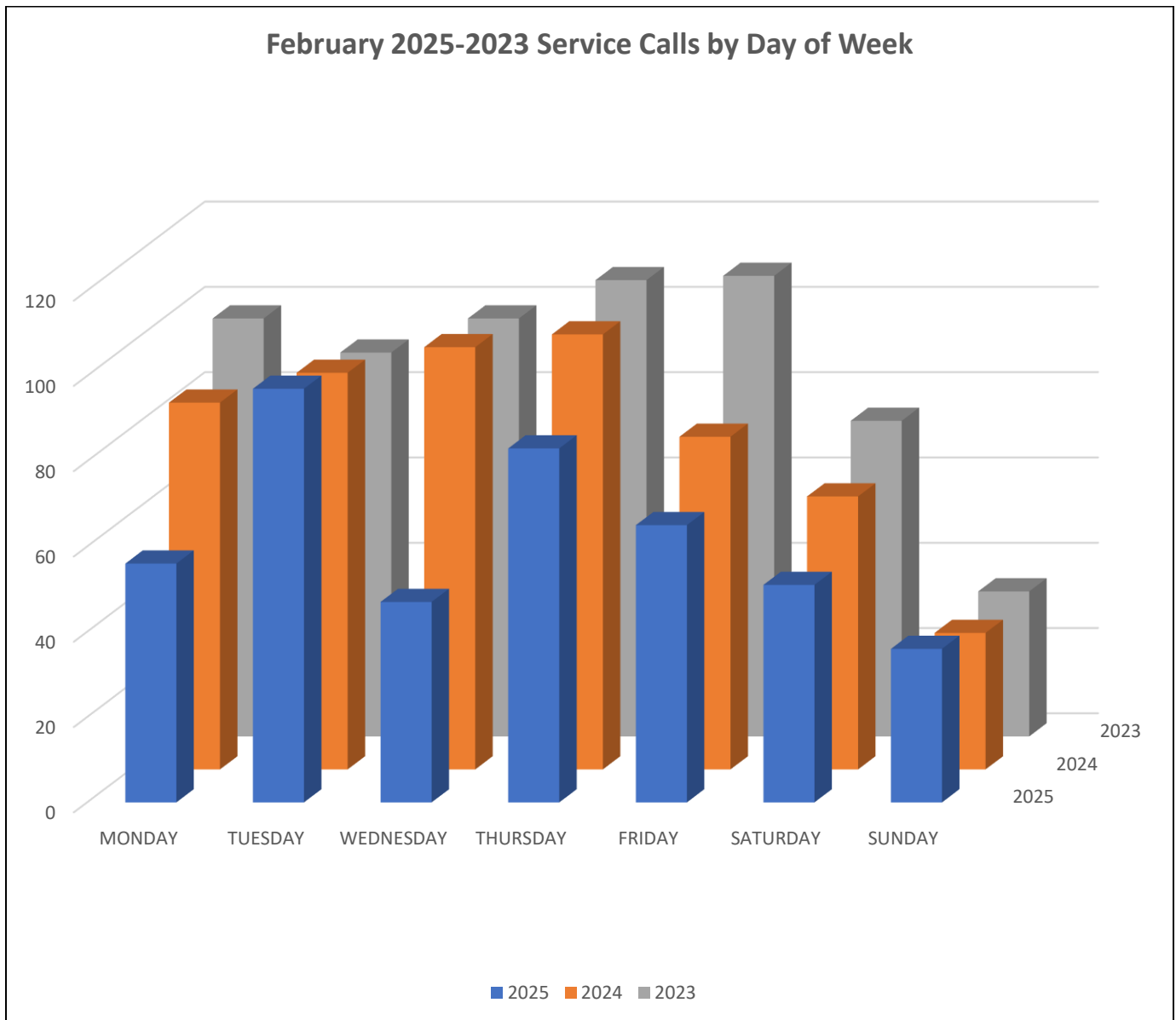
Service Calls by Time of Day	434
6am to 8am	1
8am to 10am	74
10am to 12pm	106
12pm to 2pm	82
2pm to 4pm	96
4pm to 6pm	49
6pm to 8pm	14
8pm to 10pm	10
10pm to 12am	2
12am to 2am	0
2am to 4am	0
4am to 6am	0



# February 2025 Shelter Report

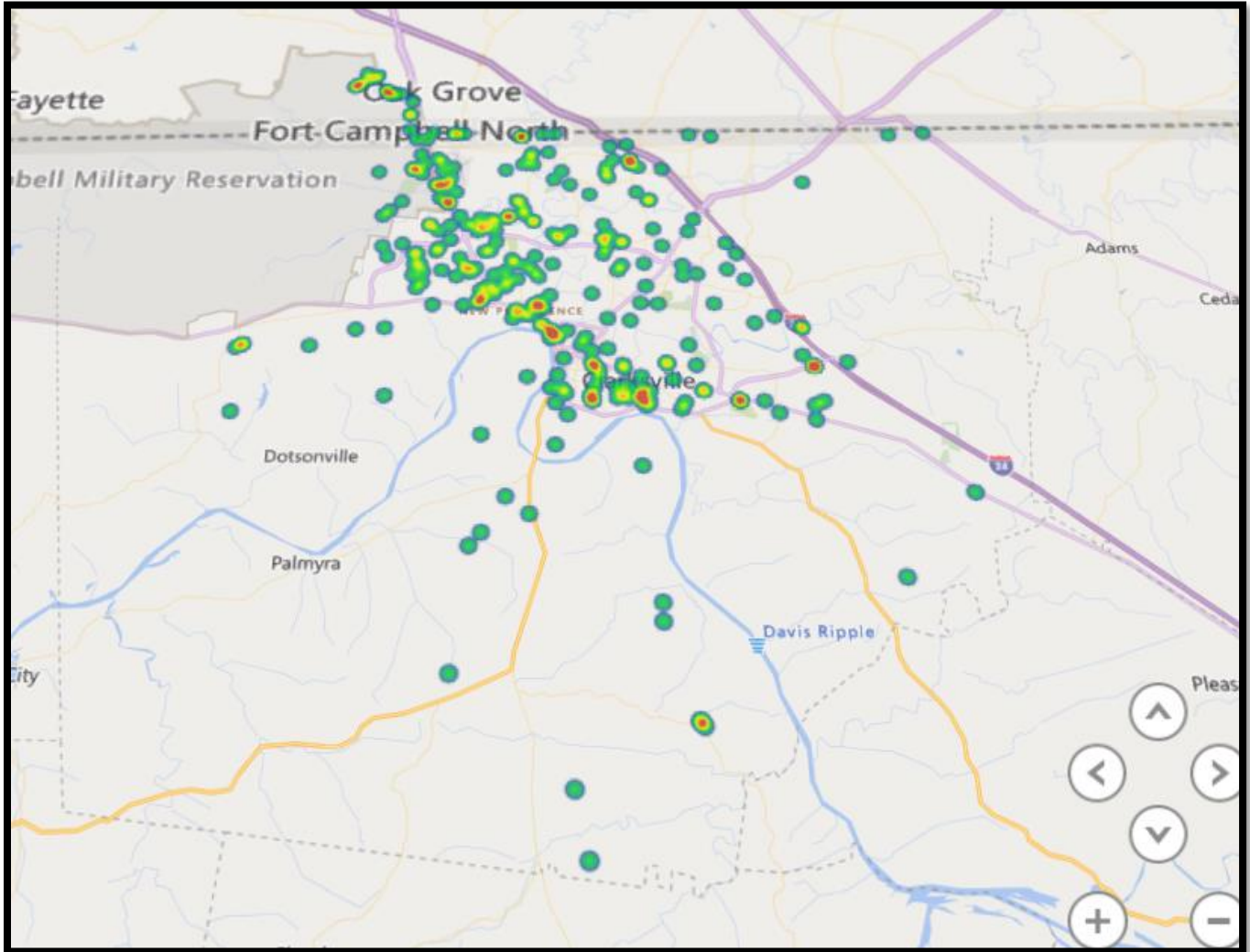
## Activity by Day of Week

Service Calls by Day	434
Monday	56
Tuesday	96
Wednesday	47
Thursday	83
Friday	65
Saturday	51
Sunday	36



# February 2025 Shelter Report

## Activity Heat Map



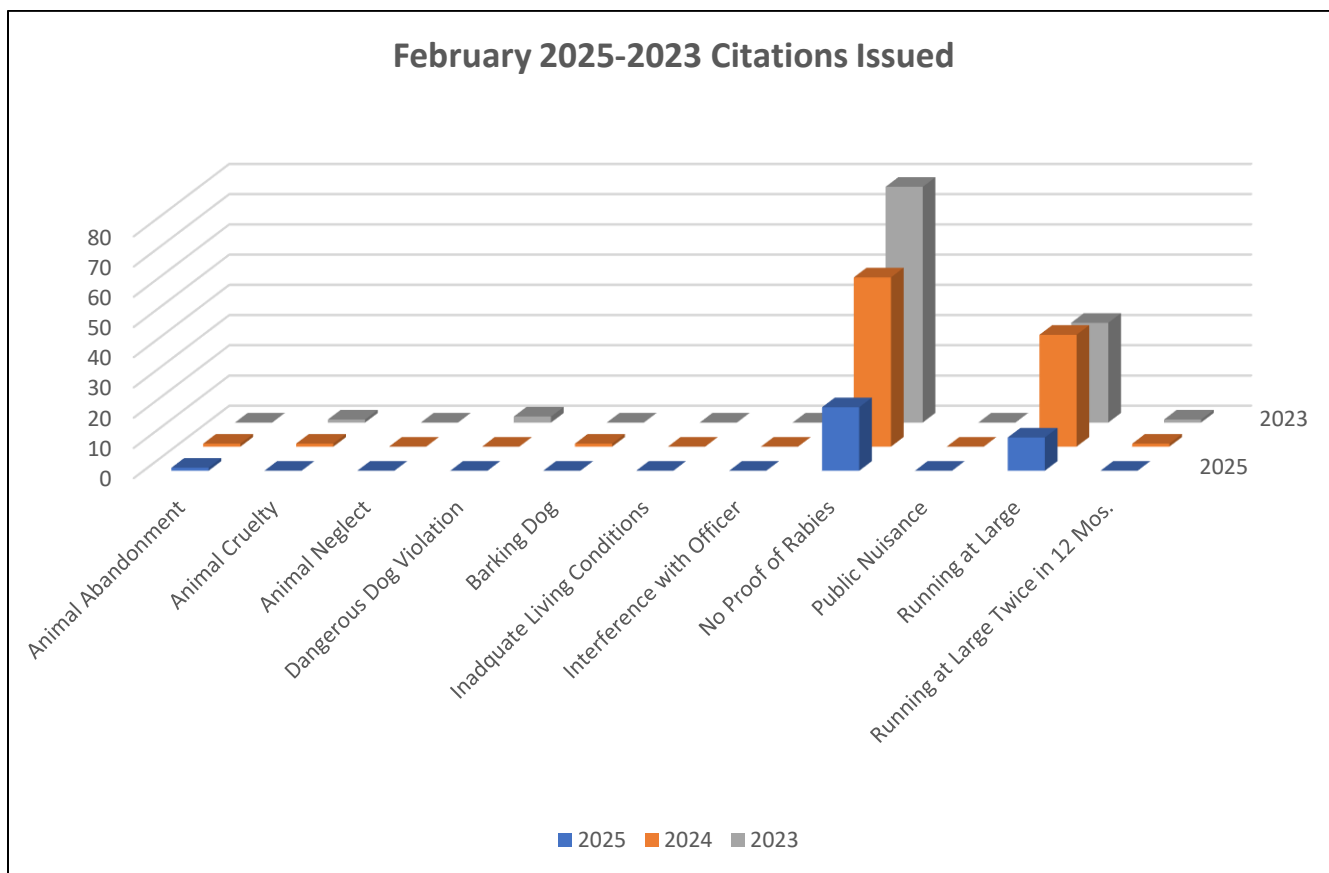


# February 2025 Shelter Report

## Citations Issued

Citations Issued	33
Animal Cruelty	0
Animal Neglect	0
Animal Abandonment	1
Barking Dog	0
Dangerous Dog Violation	0
Inadequate Living Conditions	0
Improper Tethering	0
Interference with Officer	0
No Proof of Rabies Vaccination	21
Running at Large	11
Running at Large Twice in 12 Months	0
Running at Large Fourth in 12 Months	0

Citation Outcomes	33
Sent to General Sessions	17
Rectified Prior to Court	0
Pending	16
Warning Citation	1



## 2025 Totals

Activity	Jan.	Feb.	Mar.	Apr.	May	Jun.	Jul.	Aug.	Sep.	Oct.	Nov.	Dec.	Total	2023	Trend	% Change
<b>Owner Surrenders</b>	59	62											121			
<b>Intakes</b>	327	309											636			
<b>Stray Dog</b>	140	138											278			
<b>Stray Cat</b>	71	66											137			
<b>Calls for Service</b>	481	434											915			
<b>Euthanasia dog</b>	40	43											83			
<b>Euthanasia Cat</b>	12	13											25			
<b>Microchips Issued</b>	138	134											272			
<b>Adoptions</b>	147	136											283			
<b>Rescue/Transfer</b>	71	36											107			
<b>Incoming Phone Calls</b>	1,958	1,825											3,783			
<b>Visitors</b>	1,354	1,253											2,607			

Live Release Rate%	Jan.	Feb.	Mar.	Apr.	May	Jun.	Jul.	Aug.	Sep.	Oct.	Nov.	Dec.	Total	2023	% Change
<b>Dogs</b>	81%	83%											82%		
<b>Cats</b>	89%	85%											87%		
<b>Total Live Release</b>	84%	84%											84%		

## 2024 Totals

Activity	Jan.	Feb.	Mar.	Apr.	May	Jun.	Jul.	Aug.	Sep.	Oct.	Nov.	Dec.	Total	2023	Trend	% Change
<b>Owner Surrenders</b>	52	44	29	56	44	49	62	69	67	61	44	46	625	661	642	
<b>Intakes</b>	340	329	336	411	476	491	542	504	431	474	361	380	5,076	4,438	5,202	
<b>Stray Dog</b>	166	178	167	156	185	171	197	170	163	173	156	176	2,058	1,792	2,071	
<b>Stray Cat</b>	63	64	74	107	170	181	221	169	136	153	100	80	1,518	1,411	1,605	
<b>Calls for Service</b>	540	554	623	609	583	517	619	692	625	665	499	500	7,026	7,130	7,232	
<b>Euthanasia dog</b>	37	54	15	28	56	52	71	38	41	40	31	36	499	419	518	
<b>Euthanasia Cat</b>	10	16	9	26	18	24	57	33	46	58	14	18	329	383	356	
<b>Microchips Issued</b>	152	102	149	150	137	137	158	197	156	193	193	181	1,905	1,438	1,837	
<b>Adoptions</b>	141	122	155	129	131	132	174	193	178	197	174	183	1,909	1,607	1,862	
<b>Rescue/Transfer</b>	53	54	57	79	134	105	91	84	58	73	42	55	886	972	945	
<b>Incoming Phone Calls</b>	1,926	2,200	2,421	2,507	2,296	2,295	2,552	2,363	2,091	2,510	1,598	1,385	26,144	26,816	27,793	
<b>Visitors</b>	1,081	1,364	1,411	941	1,120	1,262	1,576	1,699	1,402	1,421	1,560	1,757	16,594		15,932	

Live Release Rate%	Jan.	Feb.	Mar.	Apr.	May	Jun.	Jul.	Aug.	Sep.	Oct.	Nov.	Dec.	Total	2023	% Change
<b>Dogs</b>	76%	76%	93%	88%	79%	78%	73%	86%	82%	83%	85%	85%	82%		
<b>Cats</b>	89%	80%	91%	81%	91%	84%	72%	81%	67%	71%	87%	86%	82%		
<b>Total Live Release</b>	80%	77%	92%	85%	84%	81%	73%	84%	76%	77%	86%	85%	82%		

## 2023 Totals

Activity	Jan.	Feb.	Mar.	Apr.	May	Jun.	Jul.	Aug.	Sep.	Oct.	Nov.	Dec.	Total	2022	% Change
<b>Owner Surrenders</b>	49	50	56	63	70	41	52	44	41	30	32	36	564	661	-14.6%
<b>Intakes</b>	348	334	354	386	478	427	426	412	419	450	379	319	4,732	4,438	6.2%
<b>Stray Dog</b>	148	139	179	172	198	166	185	170	161	162	163	134	1,977	1,792	9.3%
<b>Stray Cat</b>	85	74	57	101	134	141	114	131	164	152	116	85	1,654	1,411	14.6%
<b>Calls for Service</b>	641	609	745	703	742	667	555	601	561	556	519	522	7,421	7,130	4%
<b>Euthanasia dog</b>	42	34	47	46	48	66	60	53	59	53	47	28	553	419	30%
<b>Euthanasia Cat</b>	15	15	21	17	16	34	61	52	48	57	29	15	380	383	.7%
<b>Microchips Issued</b>	109	123	123	124	160	131	140	110	132	182	154	143	1,631	1,438	11.8%
<b>Adoptions</b>	122	130	121	106	147	131	144	113	138	171	152	133	1,608	1,607	.2%
<b>Rescue/Transfer</b>	68	44	54	70	39	52	23	38	51	51	36	47	573	972	-41%
<b>Incoming Phone Calls</b>	2,347	1,913	2,345	2,225	2,540	2,246	2,266	2,454	2,131	2,257	1,967	2,125	26,816	--	--

Live Release Rate%	Jan.	Feb.	Mar.	Apr.	May	Jun.	Jul.	Aug.	Sep.	Oct.	Nov.	Dec.	Total	2022	% Change
<b>Dogs</b>	89%	83%	81%	80%	82%	71%	75%	74%	67%	75%	80%	76%	78%	84%	-9%
<b>Cats</b>	91%	84%	78%	83%	85%	72%	57%	54%	71%	69%	80%	88%	76%	72%	5.2%
<b>Total Live Release</b>	90%	83%	80%	81%	82%	71%	68%	67%	69%	72%	80%	82%	77%	80%	-3.7%

## 2022 Totals

Activity	Jan.	Feb.	Mar.	Apr.	May	Jun.	Jul.	Aug.	Sep.	Oct.	Nov.	Dec.	Total	2021	% Change
<b>Owner Surrenders</b>	31	110	75	41	31	56	36	47	54	48	49	52	661	633	4%
<b>Intakes</b>	234	320	329	313	384	396	313	508	456	434	369	382	4,438	3,761	15%
<b>Stray Dog</b>	114	109	150	108	119	129	158	202	171	153	166	192	1,792	1,435	20%
<b>Stray Cat</b>	67	47	80	129	195	175	91	177	164	146	78	62	1,411	1,065	25%
<b>Calls for Service</b>	397	409	614	615	592	628	637	649	630	642	636	681	7,130	5,328	25%
<b>Euthanasia dog</b>	19	32	27	21	24	35	36	64	55	27	50	64	419	232	45%
<b>Euthanasia Cat</b>	11	27	30	18	29	84	42	52	73	66	46	18	383	350	8%
<b>Microchips Issued</b>	128	99	150	123	140	144	193	172	128	170	135		1,438	1,636	-12%
<b>Adoptions</b>	137	99	142	122	110	142	184	187	141	186	122	177	1,607	1,523	5%
<b>Rescue/Transfer</b>	60	68	75	131	77	68	35	85	83	63	46	67	790	972	-18%
<b>Incoming Phone Calls</b>	**	**	**	**	**	**	**	**	**	2,400	2,192	2,155	6,747	---	---

Live Release Rate%	Jan.	Feb.	Mar.	Apr.	May	Jun.	Jul.	Aug.	Sep.	Oct.	Nov.	Dec.	Total	2021	% Change
<b>Dogs</b>	89.4%	83%	87%	91%	88%	85%	86%	76%	76%	89%	76%	77%	84%	86%	-2%
<b>Cats</b>	90%	73%	75%	88%	78%	54%	71%	71%	56%	65%	60%	87%	72%	72%	0%
<b>Total Live Release</b>	89.4%	80%	83%	90%	84%	72%	80%	74%	67%	78%	71%	81%	80%	85%	-5%

