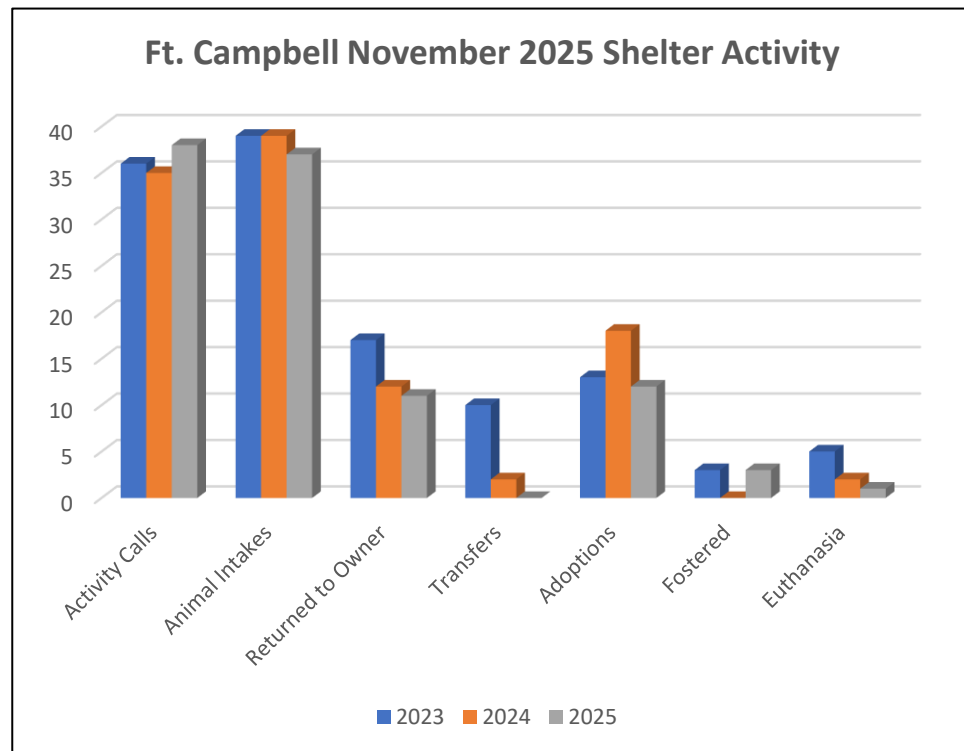




November 2025 Ft. Campbell Shelter Report

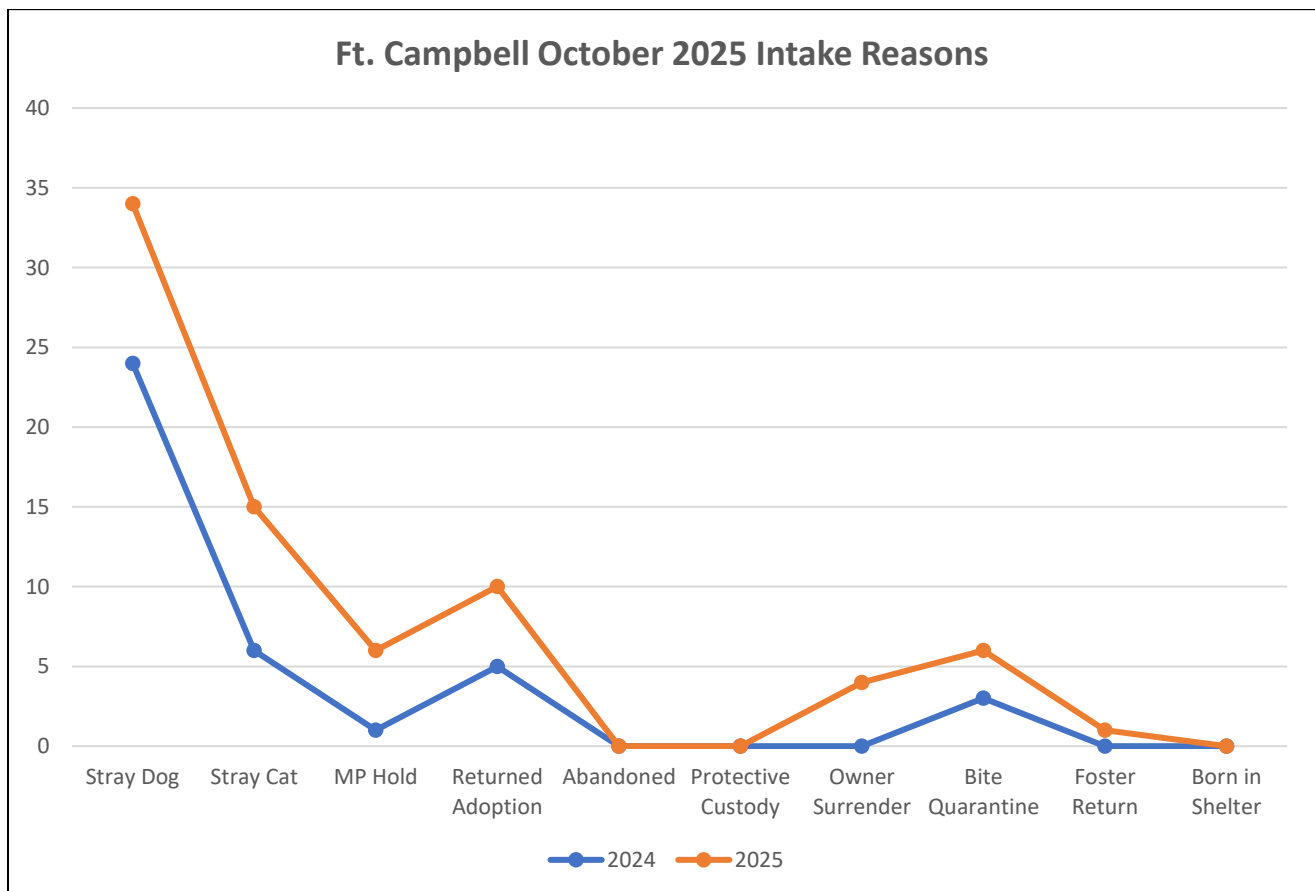
November 2025	
Activity Calls	44
Animal Intakes	37
Dogs	20
Cats	17
Other	0
Incoming Per Day	1.8
Returned to Owner	11
Dogs – In Field	2
Cats – In Field	0
Dogs – From Shelter	7
Cats – From Shelter	2
Other – From Shelter	0
Transfers	0
Dogs Transferred	0
Cats Transferred	0
Animals Adopted	12
Dogs Altered	2
Dogs Unaltered	5
Cats Altered	4
Cats Unaltered	1
Fostered	3
Dogs Fostered	2
Cats Fostered	1
Euthanasia	1
Dogs Euthanized	1
Cats Euthanized	0
TNR/Returned to Field	0
Visitors to Shelter	201
Avg. Visitors per Day	6



November 2025 Ft. Campbell Shelter Report

Animal Intake Reasons

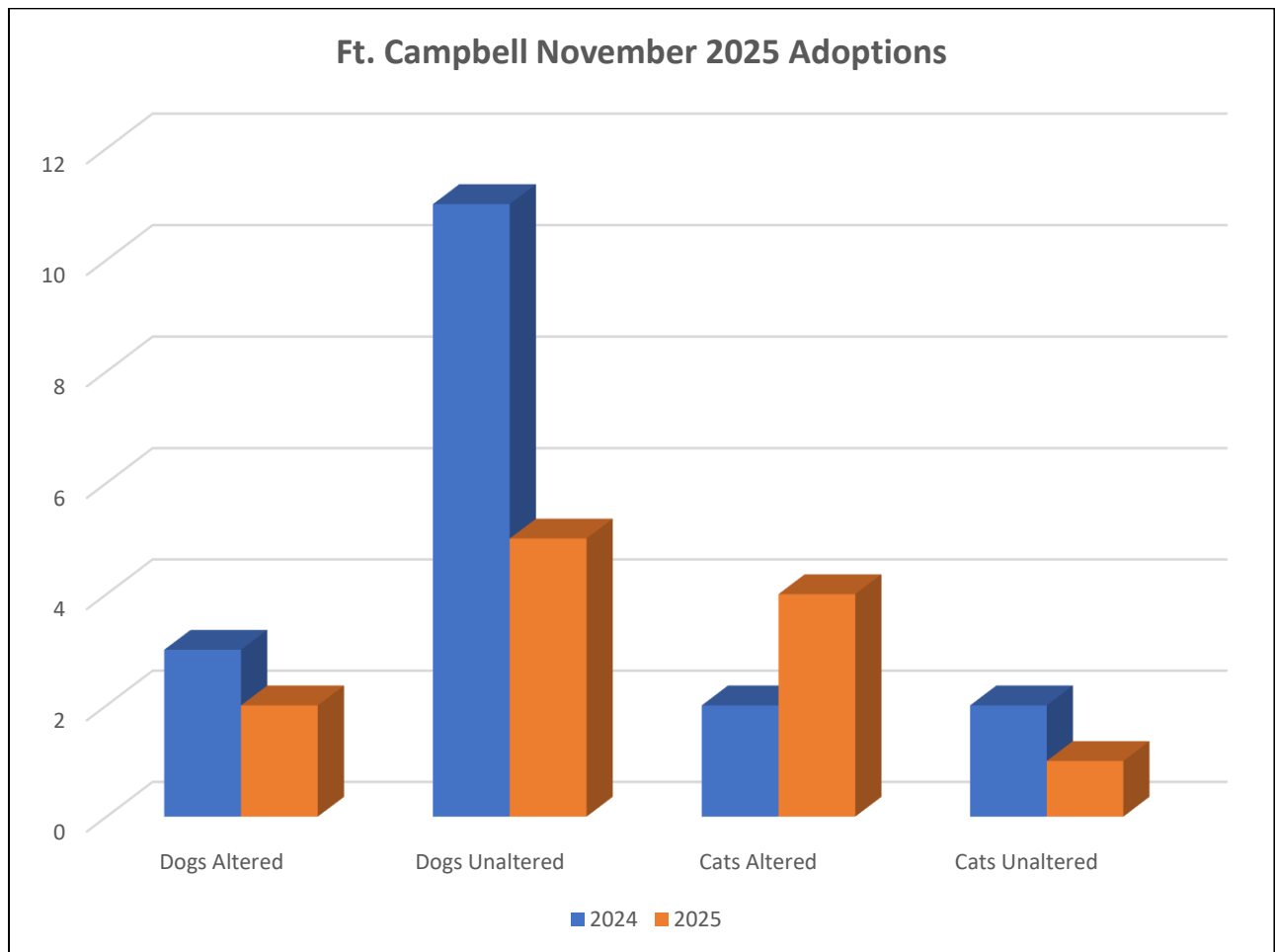
Intake Reasons	37
Stray Dog	10
Stray Cat	9
MP Hold	5
Returned Adoption	5
Abandoned	0
Protective Custody	0
Owner Surrender	4
Bite Quarantine	3
Foster Return	1
Born in Shelter	0



November 2025 Ft. Campbell Shelter Report

Animal Adoptions

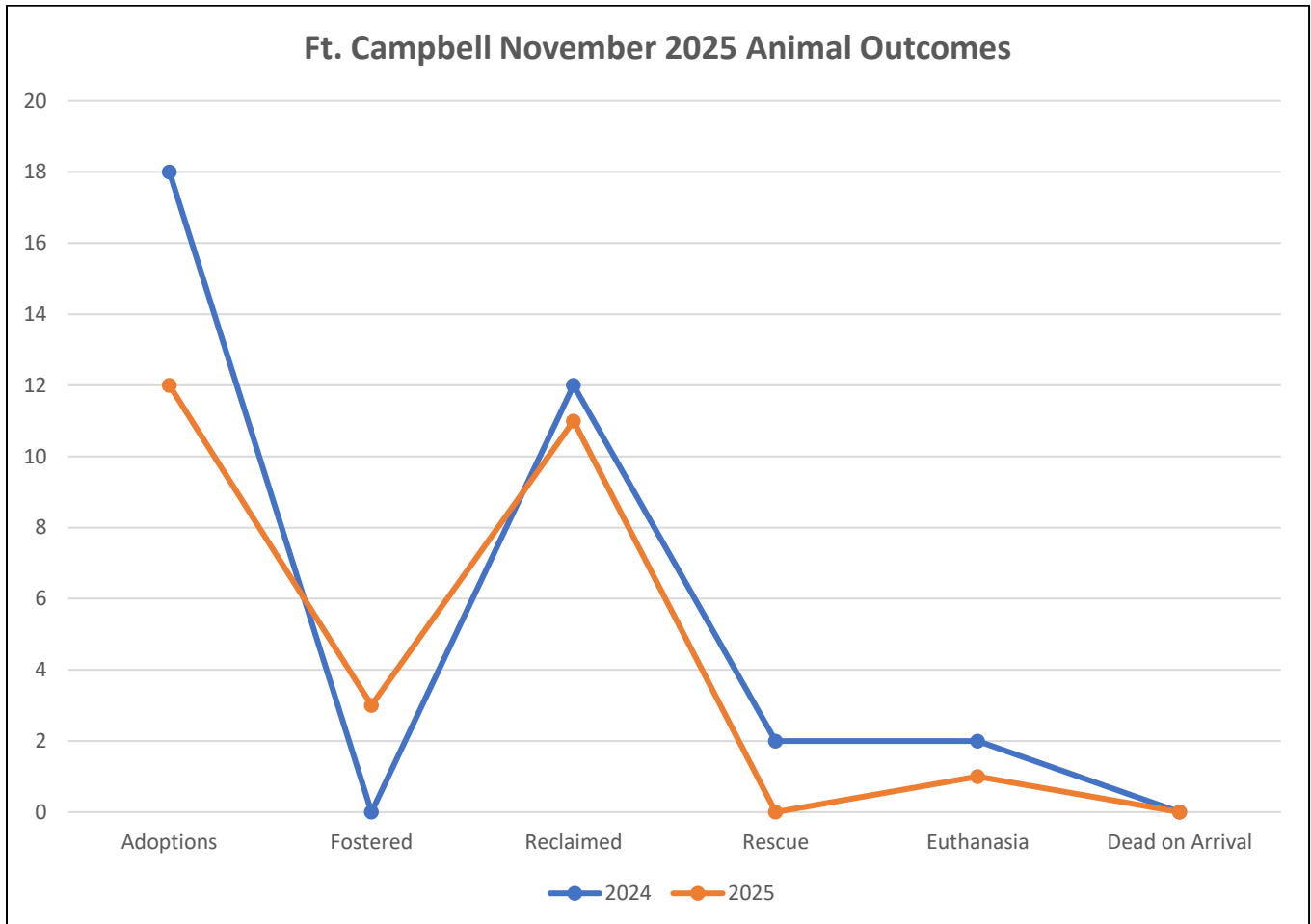
Adoptions	12
Dogs/Puppies – Altered	5
Dogs/Puppies – Unaltered	2
Cats/Kittens – Altered	1
Cats/Kittens – Unaltered	4



November 2025 Ft. Campbell Shelter Report

Outcomes

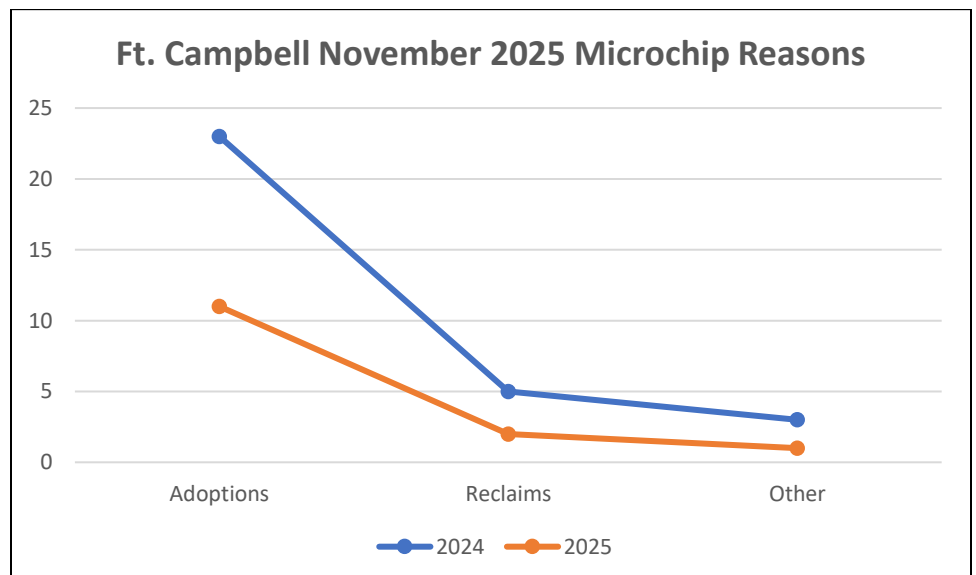
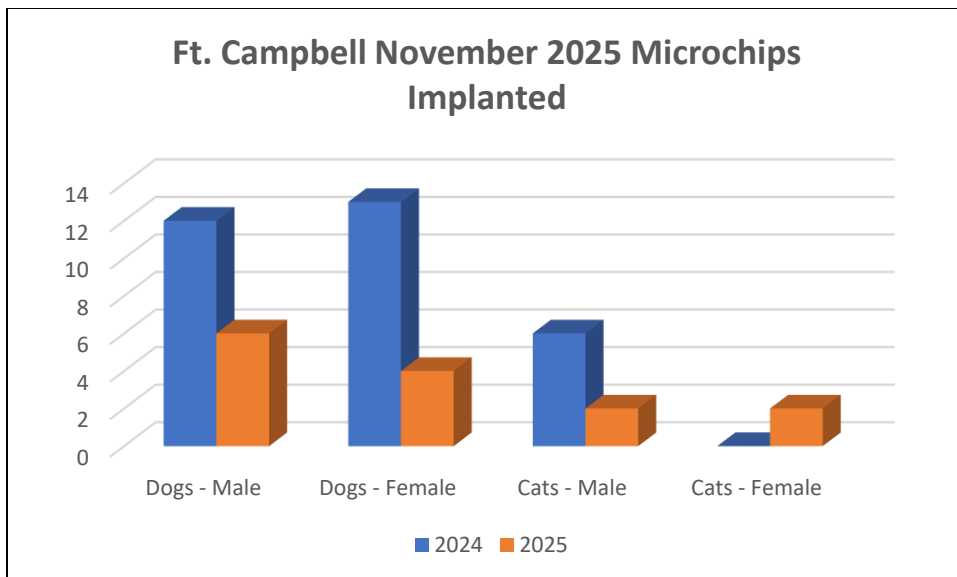
Animal Outcomes	27
Adoptions	12
Fostered	3
Reclaimed	11
Transferred to Rescue	0
Euthanasia	1
Dead on Arrival	0



November 2025 Ft. Campbell Shelter Report

Microchips Issued

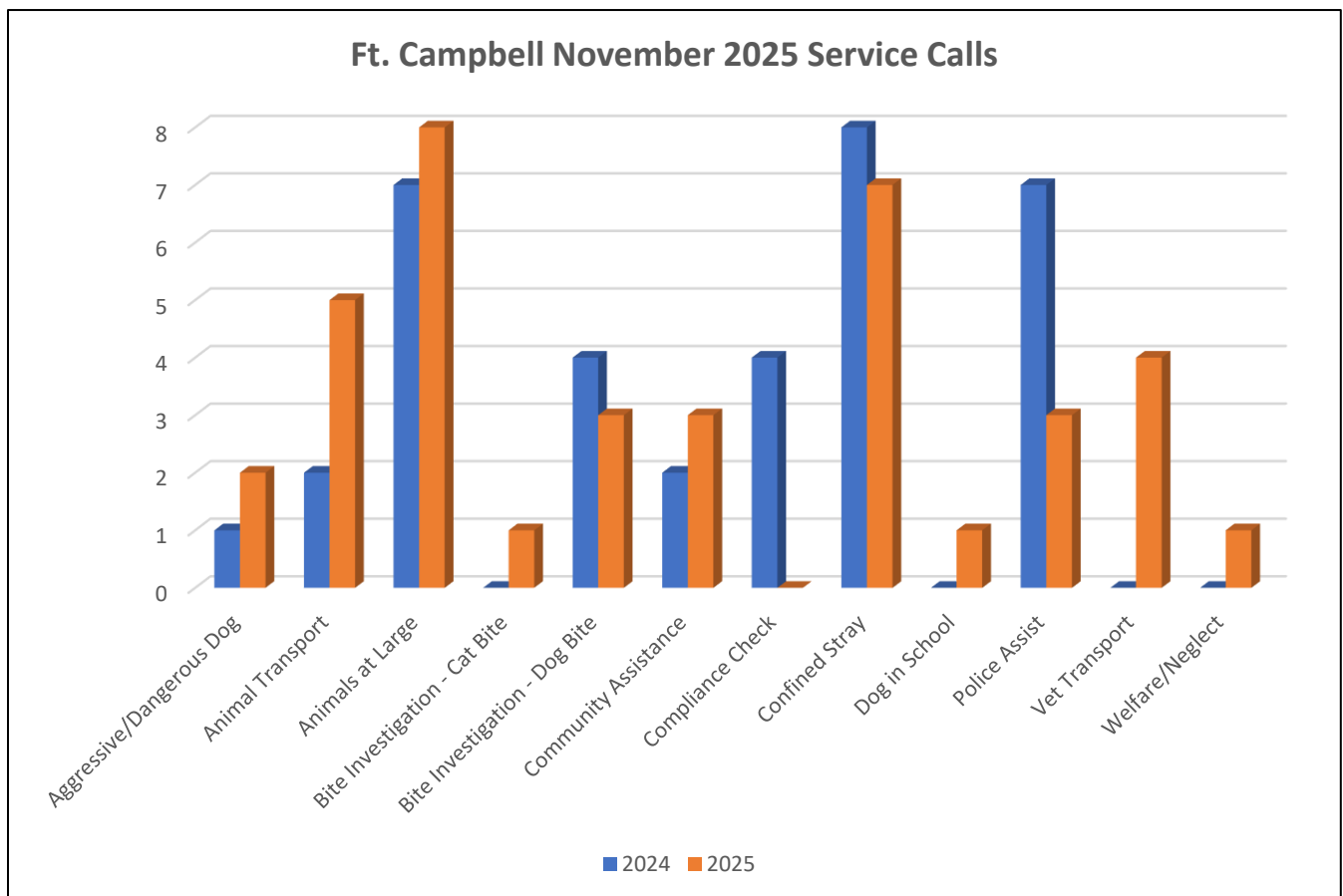
Microchips Implanted	14
Dogs – Female	4
Dogs – Male	6
Cats – Female	2
Cats – Male	2
Adoptions	11
Reclaimed	2
Other	1



November 2025 Ft. Campbell Shelter Report

Activity Calls

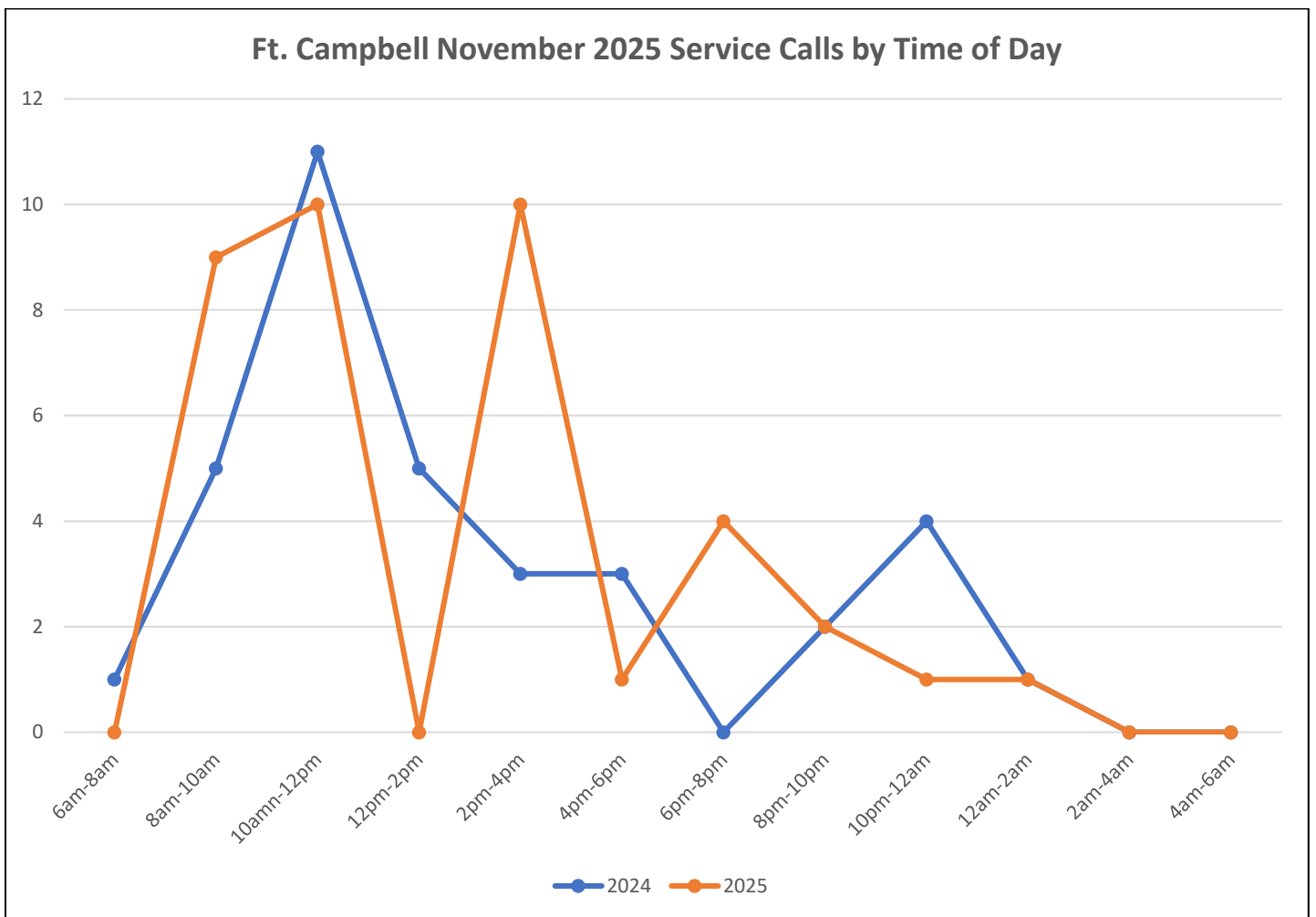
Service Calls	44
Animal Transport	10
Aggressive/Dangerous Dog	1
Animals at Large	8
Bite Investigation	1
Community Assist	4
Compliance Check	0
Confined Stray	7
Dog in School	1
Owner Notification	0
Police Assist	3
Vet Transport	8
Sick/Injured Animal	0
Welfare/Neglect	1
Possible Abandonment	0



November 2025 Ft. Campbell Shelter Report

Activity by Time of Day

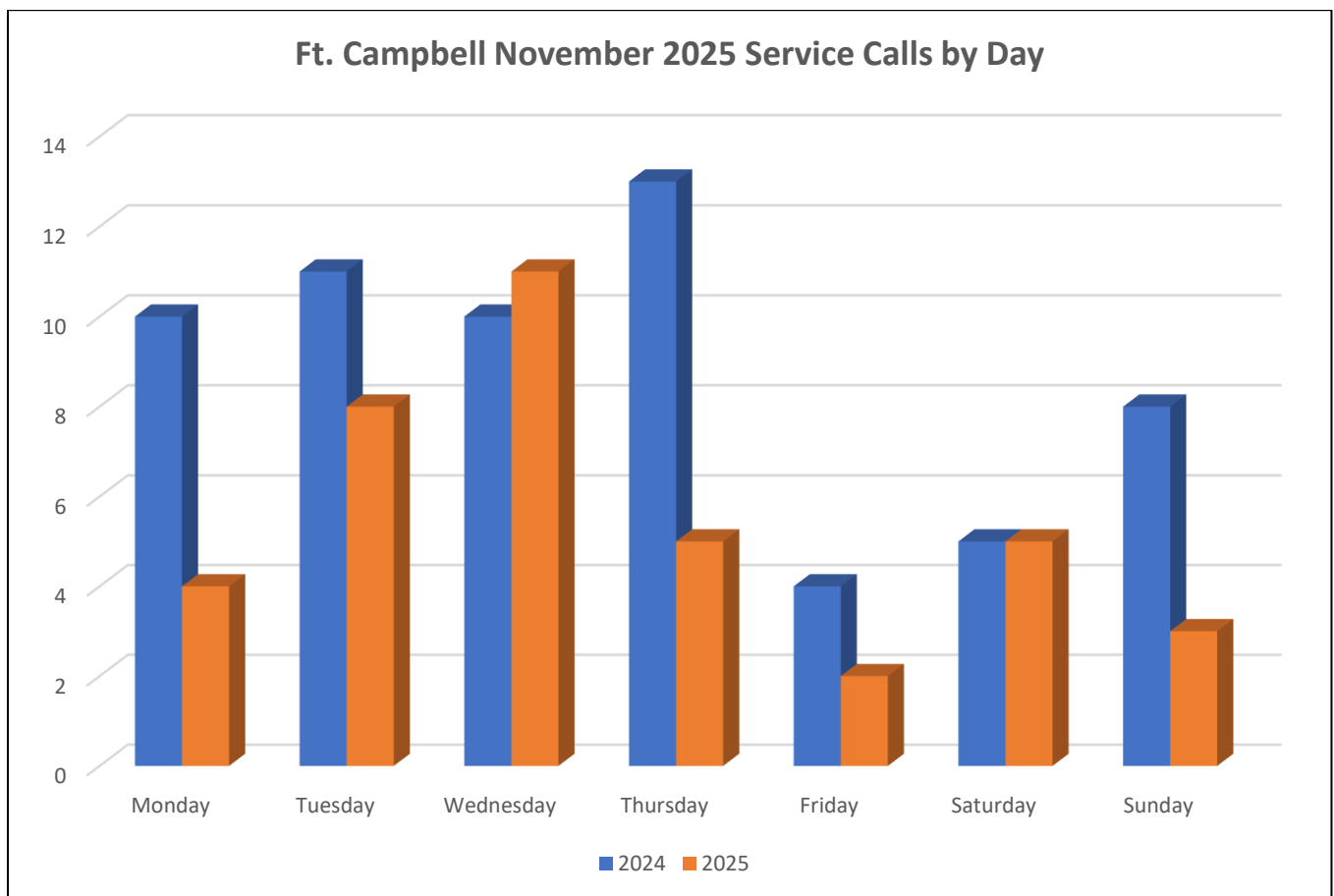
Service Calls by Time of Day	44
6am to 8am	0
8am to 10am	11
10am to 12pm	12
12pm to 2pm	2
2pm to 4pm	10
4pm to 6pm	1
6pm to 8pm	4
8pm to 10pm	2
10pm to 12am	1
12am to 2am	1
2am to 4am	0
4am to 6am	0



November 2025 Ft. Campbell Shelter Report

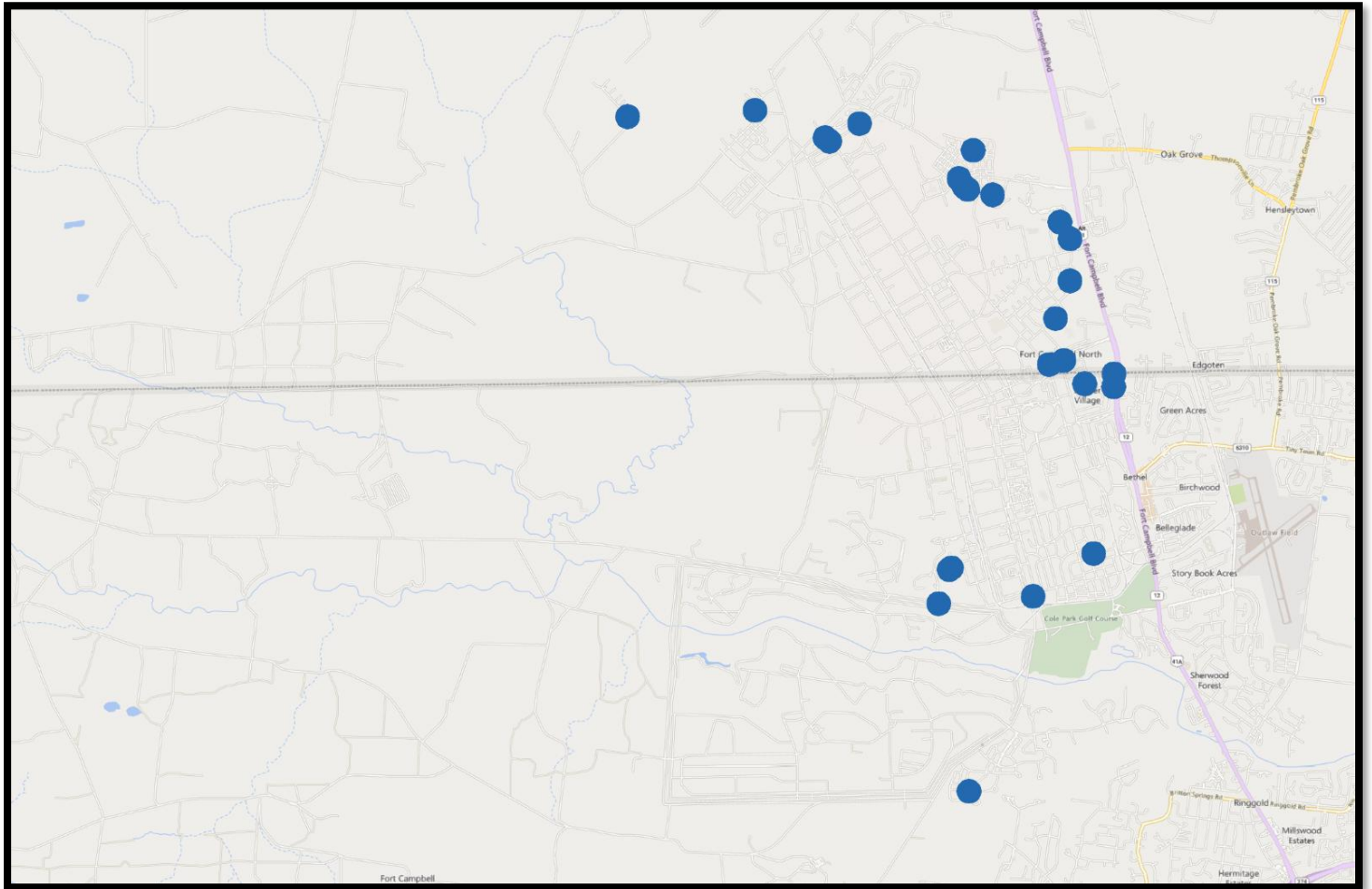
Activity by Day of Week

Service Calls by Day	44
Monday	6
Tuesday	10
Wednesday	11
Thursday	7
Friday	2
Saturday	5
Sunday	3



November 2025 Ft. Campbell Shelter Report

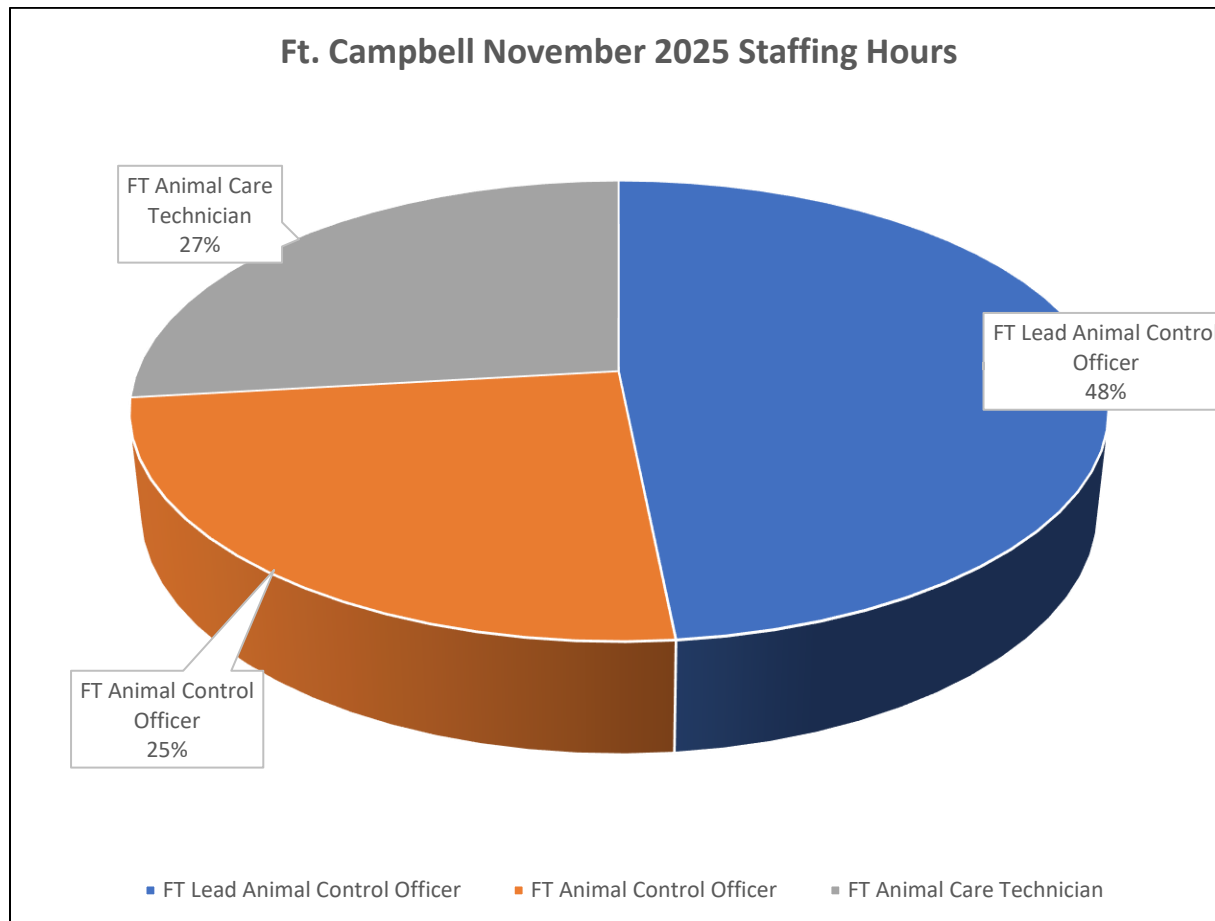
Activity Heat Map



November 2025 Ft. Campbell Shelter Report

Personnel Staffing Hours

Personnel Hours	533.75
FT Lead Animal Control Officer	258.5
FT Animal Control Officer	132
PT Animal Control Officer	0
FT Animal Care Tech	143.25



2025 Totals

Activity	Jan.	Feb.	Mar.	Apr.	May	Jun.	Jul.	Aug.	Sep.	Oct.	Nov.	Dec.	Total	2024	% Change
Owner Surrenders	6	4	4	8	2	3	2	6	1	3	4		43	6	
Intakes	36	33	52	46	50	46	48	47	29	41	37		465	368	
Stray Dog	16	18	23	15	14	17	17	9	18	16	10		173	185	
Stray Cat	6	10	4	11	12	22	10	16	10	7	9		117	133	
Calls for Service	34	36	59	41	38	42	66	51	55	61	44		527	400	
Euthanasia dog	1	2	2	1	0	2	4	1	1	1	1		16	21	
Euthanasia Cat	0	0	4	0	2	4	1	1	3	0	0		15	14	
Microchips Issued	18	18	24	13	14	14	31	23	22	31	14		222	164	
Adoptions	13	12	17	16	13	20	21	19	23	26	12		192	114	
Rescue/Transfer	6	2	3	1	2	0	3	1	0	2	0		20	41	
Incoming Phone Calls	--	--	--	--	--	--	--	--	--	--	--		--	--	

Live Release Rate%	Jan.	Feb.	Mar.	Apr.	May	Jun.	Jul.	Aug.	Sep.	Oct.	Nov.	Dec.	Total	2022	% Change
Dogs	93%	92%	95%	96%	100%	93%	87.5%	93%	94%	94%	93%		93.8%		
Cats	100%	100%	50%	100%	82%	78%	95%	91%	82%	100%	100%		88%		
Total Live Release	96%	94%	88%	97%	93%	87.5%	90%	92%	89%	95%	95%		92.4%		

2024 Totals

Activity	Jan.	Feb.	Mar.	Apr.	May	Jun.	Jul.	Aug.	Sep.	Oct.	Nov.	Dec.	Total	2023	% Change
Owner Surrenders	1	0	0	2	0	0	1	0	0	1	0	1	6	0	
Intakes	31	21	35	46	34	40	40	63	26	45	39	27	368	405	-9%
Stray Dog	19	10	30	29	18	13	18	14	14	19	24	14	185	168	9%
Stray Cat	9	5	2	9	7	15	18	26	6	16	6	7	133	156	-14%
Calls for Service	25	35	54	51	45	30	35	34	38	49	35	34	400	453	-11%
Euthanasia dog	0	4	0	1	1	3	4	2	4	2	1	3	21	11	47%
Euthanasia Cat	1	2	0	1	0	1	1	5	0	4	1	0	14	19	-26%
Microchips Issued	16	15	16	18	10	7	11	21	21	17	31	19	164	153	6.7%
Adoptions	14	13	9	11	8	6	10	12	17	10	18	10	114	146	-21.9%
Rescue/Transfer	1	5	3	2	0	0	8	13	1	4	2	4	41	33	19.5%
Incoming Phone Calls	--	--	--	--	--	--	--	--	--	--	--		--	--	

Live Release Rate%	Jan.	Feb.	Mar.	Apr.	May	Jun.	Jul.	Aug.	Sep.	Oct.	Nov.	Dec.	Total	2022	% Change
Dogs	100%	83%	100%	97%	96%	79%	81%	93%	76%	90%	97%	84%	90%		
Cats	92%	75%	100%	75%	100%	75%	92%	58%	100%	67%	80%	100%	84%		
Total Live Release	95%	81%	100%	94%	96%	78%	85%	83%	86%	82%	94%	89%	89%		

2023 Totals

Activity	Jan.	Feb.	Mar.	Apr.	May	Jun.	Jul.	Aug.	Sep.	Oct.	Nov.	Dec.	Total	2022	% Change
Owner Surrenders	0	0	0	0	0	0	0	0	0	0	0	0	0	0	0
Intakes	43	27	26	34	48	36	42	47	57	29	39	31	405	375	7.4%
Stray Dog	13	11	16	14	31	16	22	19	23	10	12	12	168	142	15.4%
Stray Cat	12	6	6	12	13	14	9	16	27	18	22	14	156	107	31.4%

Calls for Service	29	41	48	51	69	51	45	37	40	37	36	38	453	307	32%
Euthanasia dog	2	1	1	1	1	1	1	1	1	1	1	0	11	8	27%
Euthanasia Cat	1	0	1	2	0	1	0	2	4	4	4	0	19	4	78%
Microchips Issued	9	12	17	6	26	15	17	16	19	14	14	14	153	152	.6%
Adoptions	8	9	8	9	18	11	16	15	15	27	13	15	146	101	31%
Rescue/Transfer	2	4	4	2	3	2	0	3	0	6	10	0	33	--	--
Incoming Phone Calls	n/a	n/a	n/a	n/a	n/a	n/a	n/a	n/a	n/a	n/a	n/a	n/a	n/a	--	--

Live Release Rate%	Jan.	Feb.	Mar.	Apr.	May	Jun.	Jul.	Aug.	Sep.	Oct.	Nov.	Dec.	Total	2022	% Change
Dogs	89%	96%	93%	95%	95%	95%	96%	96%	93%	94%	96%	100%	95%	95%	0%
Cats	92%	100%	91%	60%	100%	88%	100%	80%	80%	83%	75%	100%	87.4%	94%	-7.5%
Total Live Release	90%	98%	92%	90%	96%	93%	97%	91%	86%	87.5%	88%	100%	92.4%	94%	-1.7%