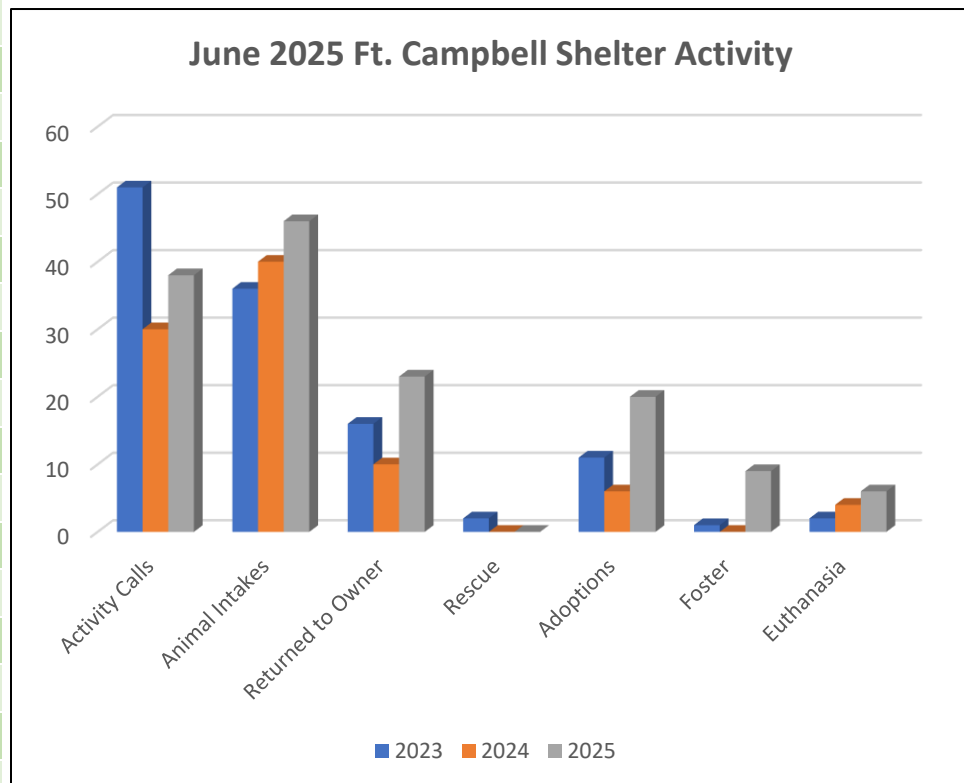




## June 2025 Ft. Campbell Shelter Report

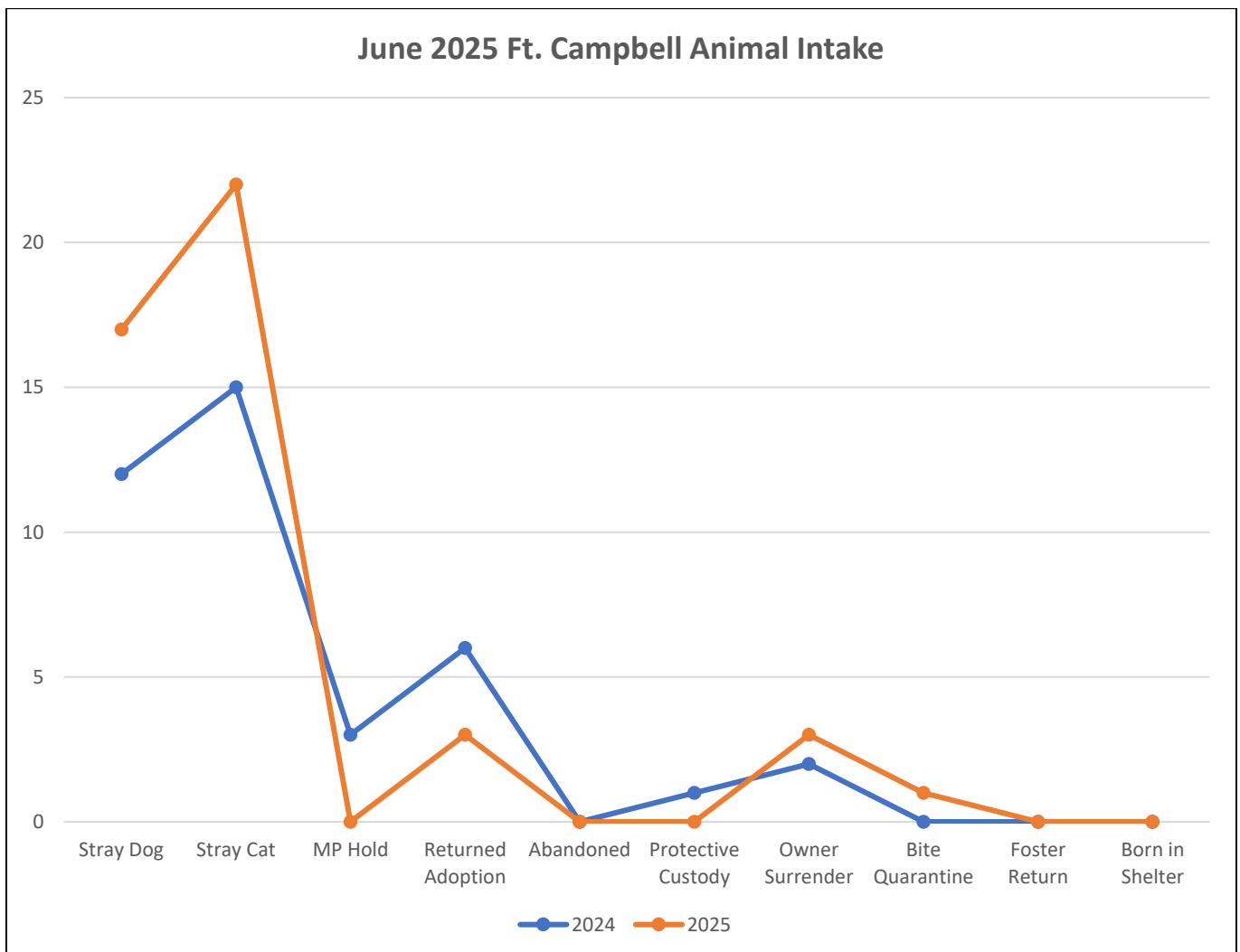
June 2025	
Activity Calls	<b>42</b>
Animal Intakes	<b>46</b>
Dogs	23
Cats	23
Other	0
<b>Incoming Per Day</b>	<b>1.5</b>
Returned to Owner	<b>23</b>
Dogs – In Field	1
Cats – In Field	0
Dogs – From Shelter	20
Cats – From Shelter	2
Transfers	<b>0</b>
Dogs Transferred	0
Cats Transferred	0
Animals Adopted	<b>20</b>
Dogs Altered	1
Dogs Unaltered	7
Cats Altered	4
Cats Unaltered	8
Rabbit	0
Fostered	<b>9</b>
Dogs Fostered	0
Cats Fostered	9
Euthanasia	<b>6</b>
Dogs Euthanized	2
Cats Euthanized	4
TNR/Returned to Field	<b>0</b>
Visitors to Shelter	<b>220</b>
Avg. Visitors per Day	4.2



## June 2025 Ft. Campbell Shelter Report

### Animal Intake Reasons

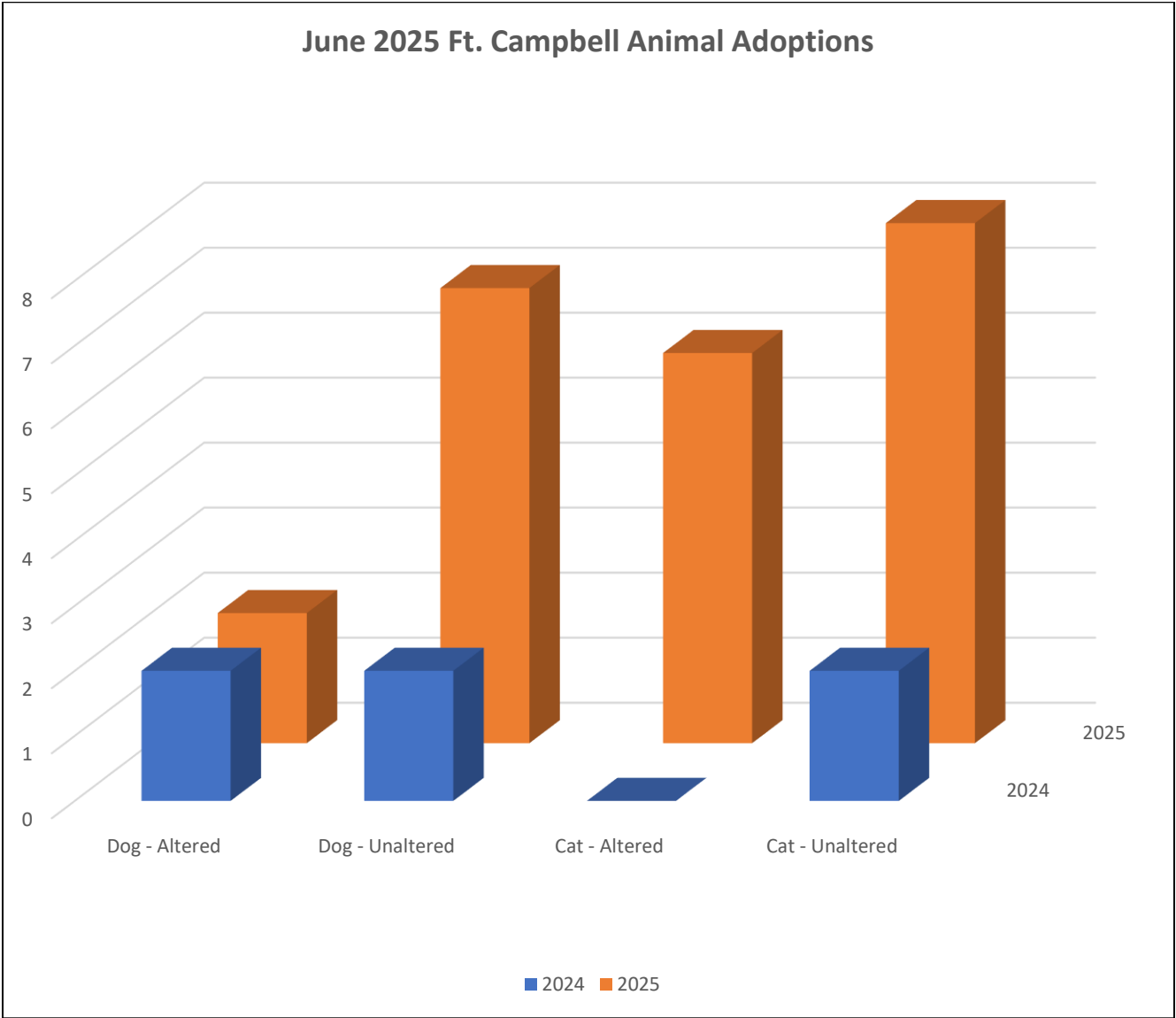
Intake Reasons	46
Stray Dog	17
Stray Cat	22
MP Hold	0
Returned Adoption	3
Abandoned	0
Protective Custody	0
Owner Surrender	3
Bite Quarantine	1
Foster Return	0
Born in Shelter	0



# June 2025 Ft. Campbell Shelter Report

## Animal Adoptions

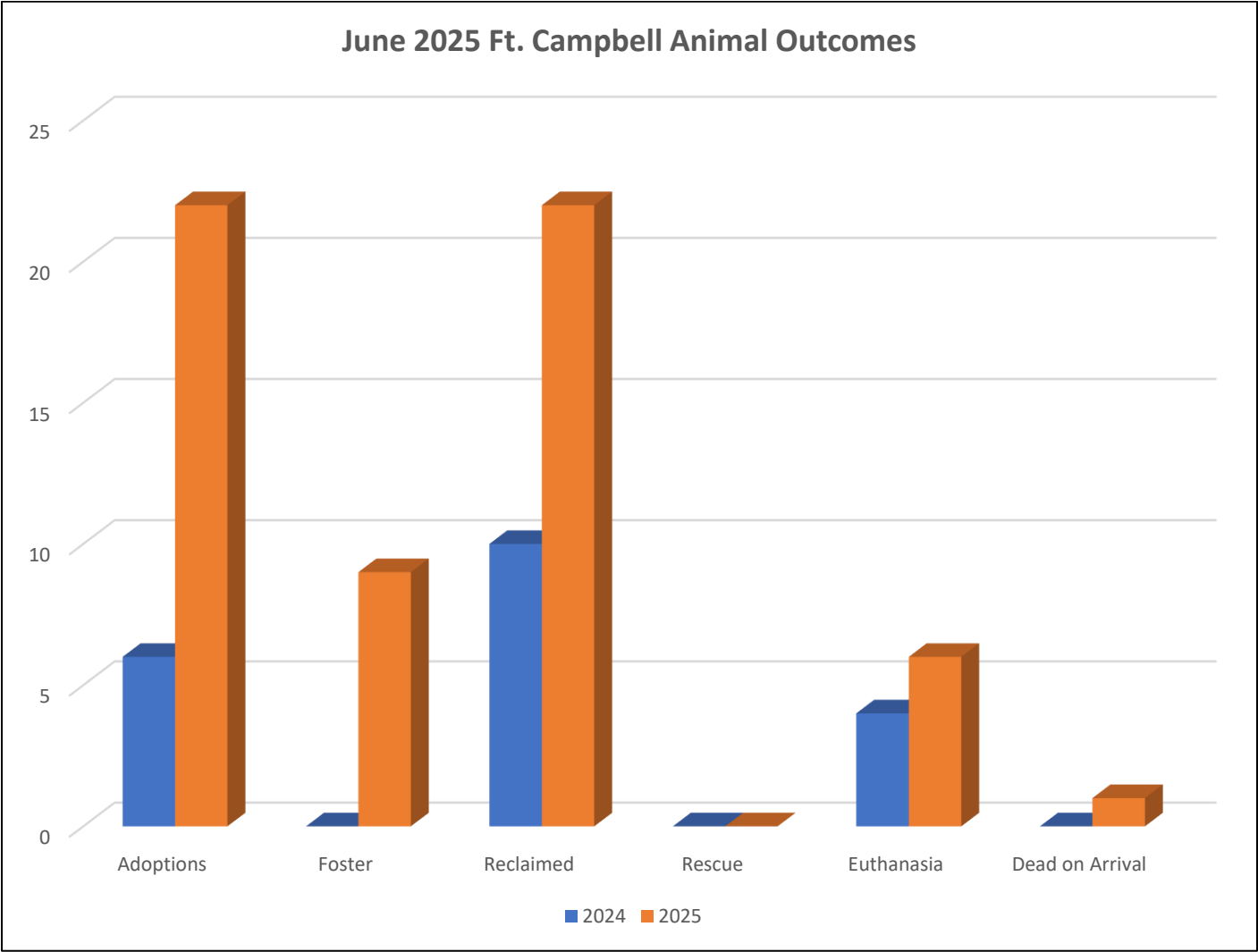
Adoptions	20
Dogs/Puppies – Altered	1
Dogs/Puppies – Unaltered	7
Cats/Kittens – Altered	4
Cats/Kittens – Unaltered	8



# June 2025 Ft. Campbell Shelter Report

## Outcomes

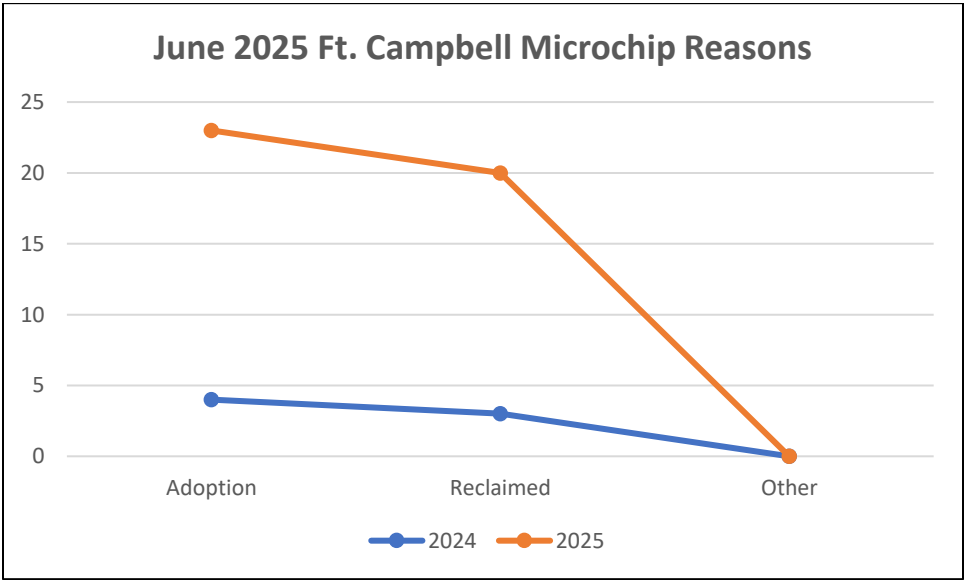
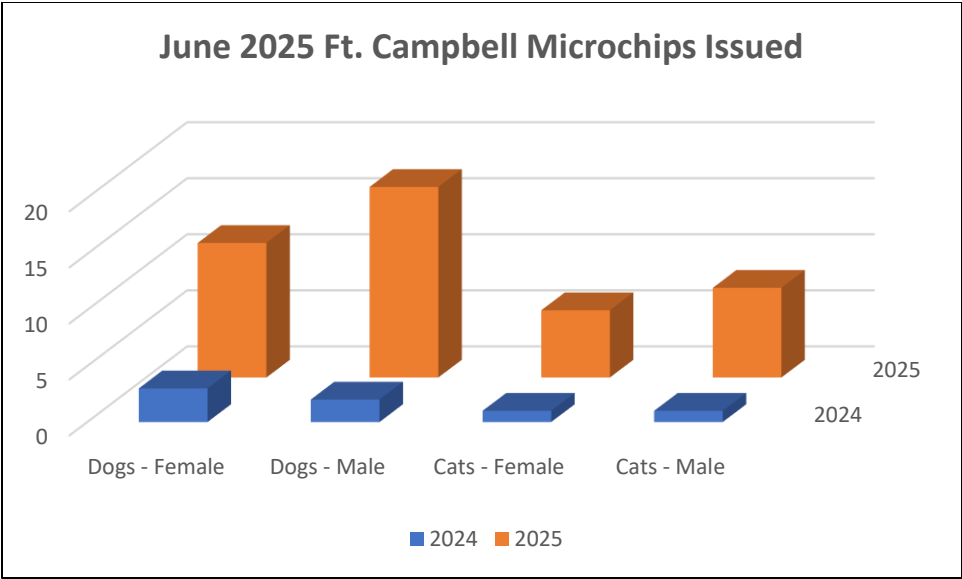
Animal Outcomes	58
Adoptions	20
Fostered	9
Reclaimed	22
Transferred to Rescue	0
Euthanasia	6
Dead on Arrival	1



# June 2025 Ft. Campbell Shelter Report

## Microchips Issued

Microchips Implanted	14
Dogs – Female	3
Dogs – Male	3
Cats – Female	6
Cats – Male	2
Adoptions	11
Reclaimed	1
Other	2

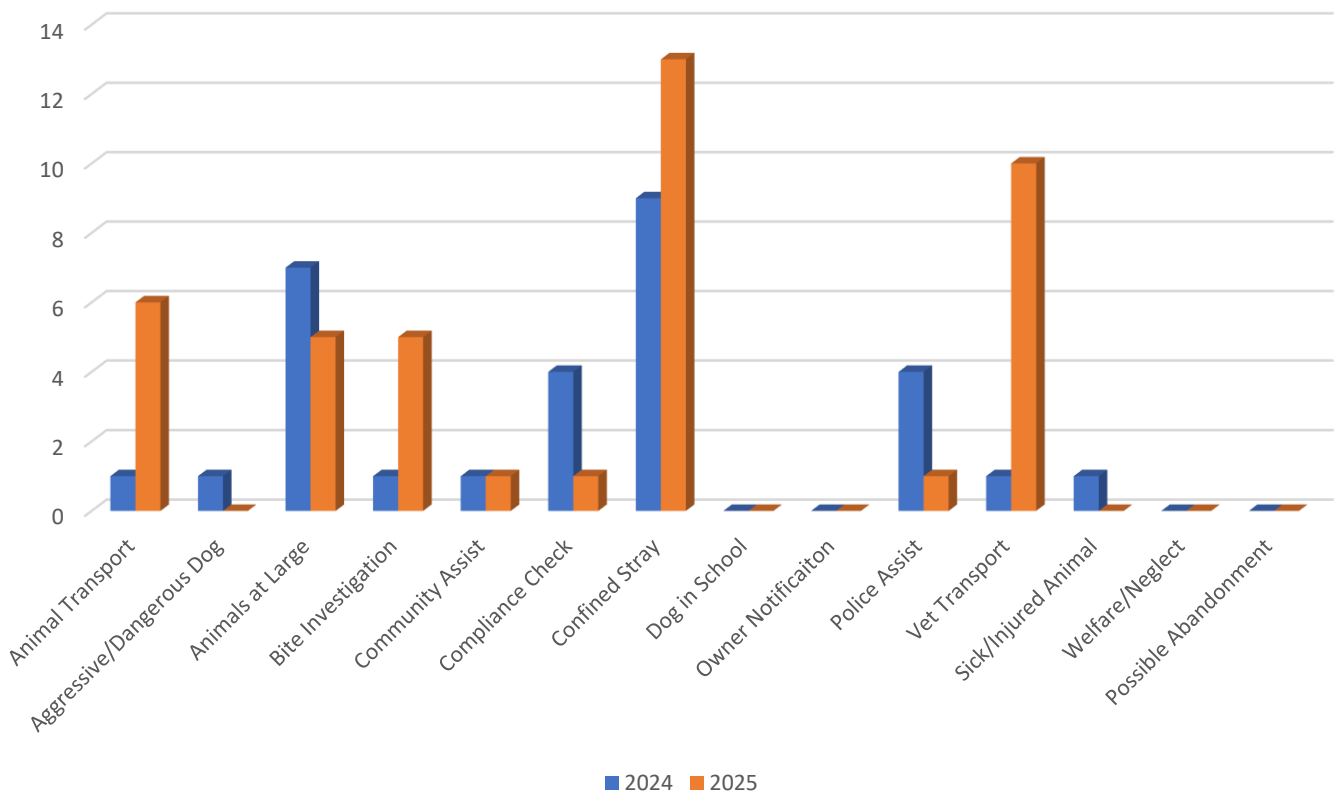


# June 2025 Ft. Campbell Shelter Report

## Activity Calls

Service Calls	42
Animal Transport	6
Aggressive/Dangerous Dog	0
Animals at Large	5
Bite Investigation	5
Community Assist	1
Compliance Check	1
Confined Stray	13
Dog in School	0
Owner Notification	0
Police Assist	1
Vet Transport	10
Sick/Injured Animal	0
Welfare/Neglect	0
Possible Abandonment	0

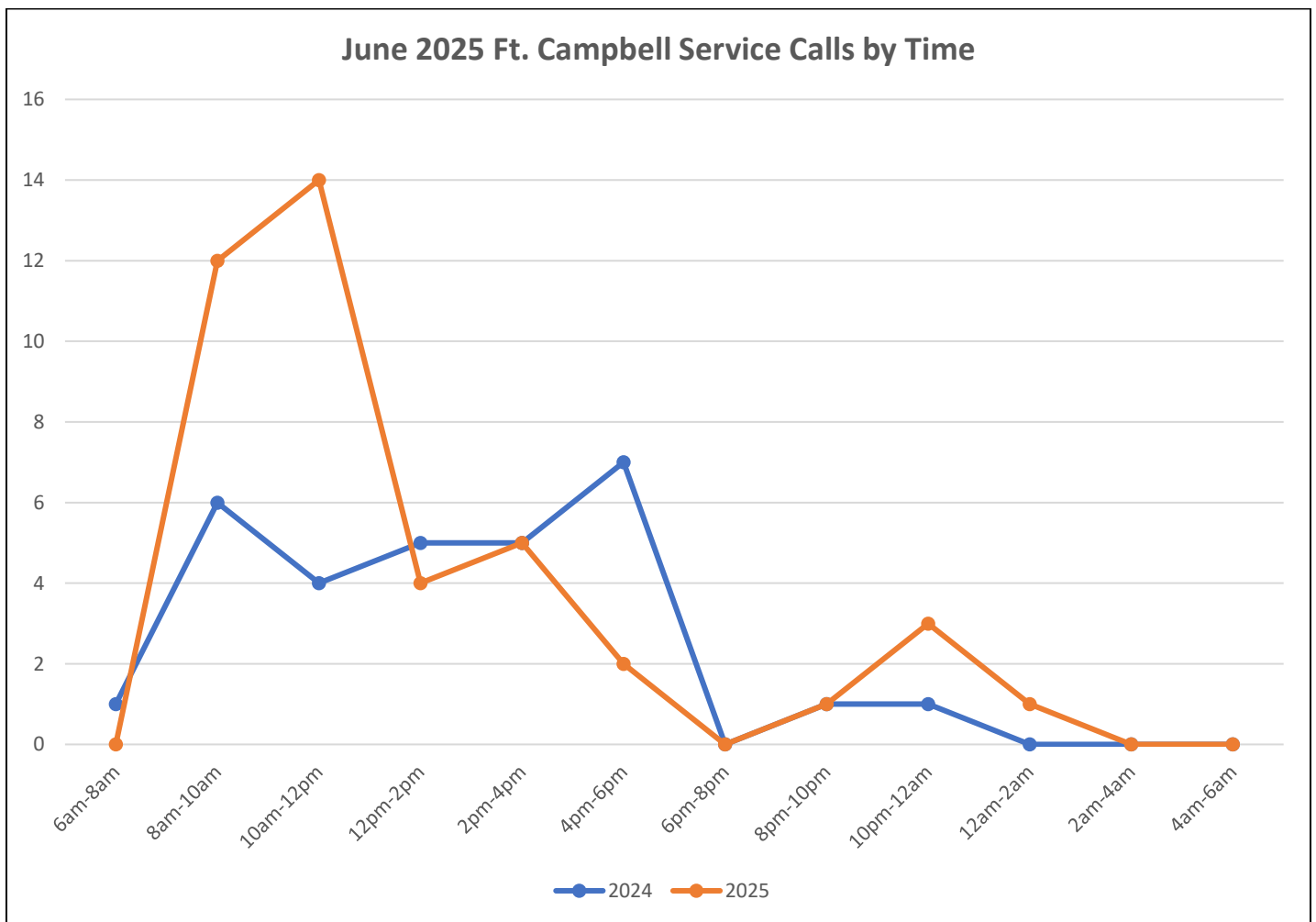
June 2025 Ft. Campbell Service Calls



# June 2025 Ft. Campbell Shelter Report

## Activity by Time of Day

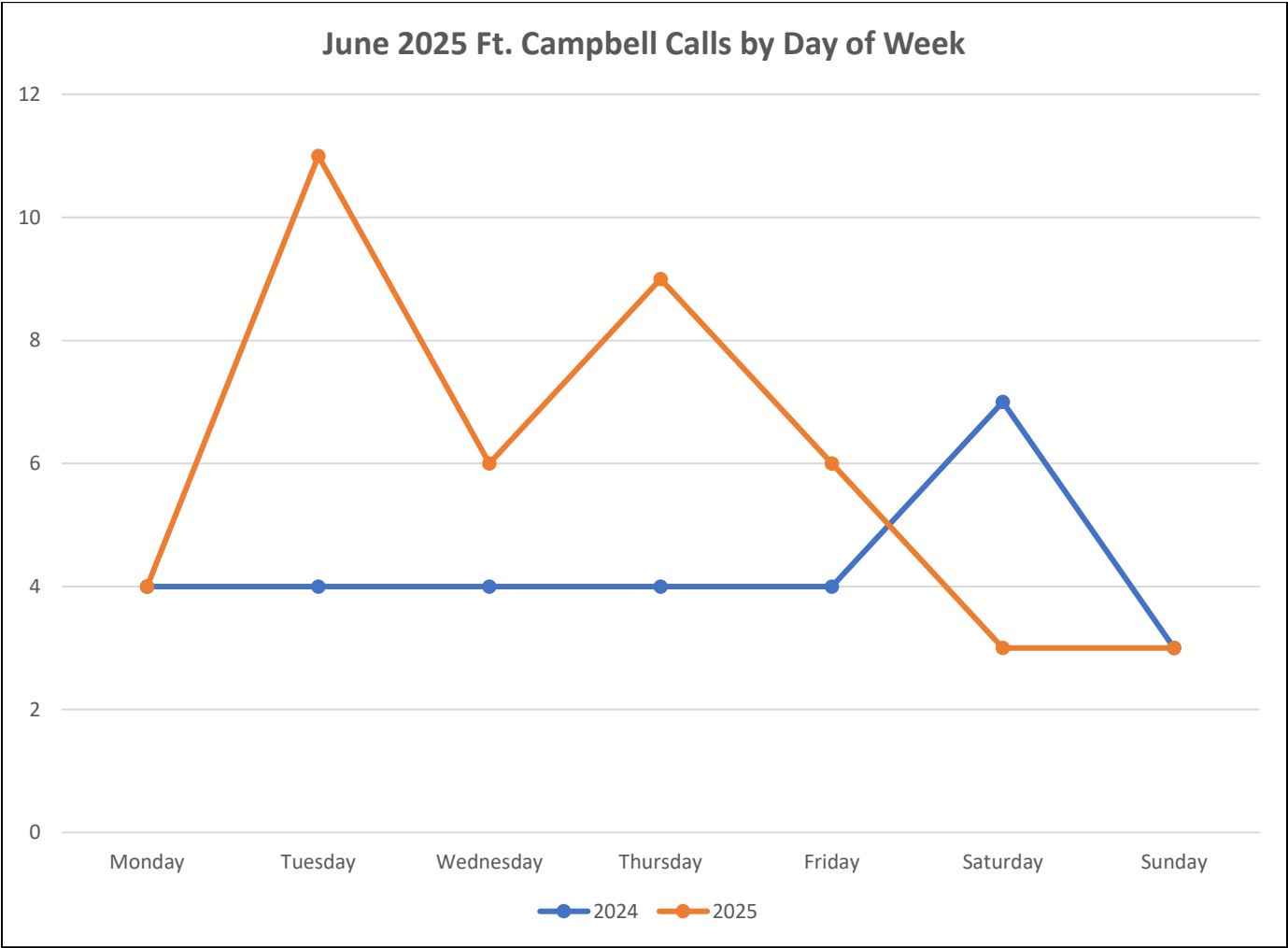
Service Calls by Time of Day	42
6am to 8am	0
8am to 10am	12
10am to 12pm	14
12pm to 2pm	4
2pm to 4pm	5
4pm to 6pm	2
6pm to 8pm	0
8pm to 10pm	1
10pm to 12am	3
12am to 2am	1
2am to 4am	0
4am to 6am	0



# June 2025 Ft. Campbell Shelter Report

## Activity by Day of Week

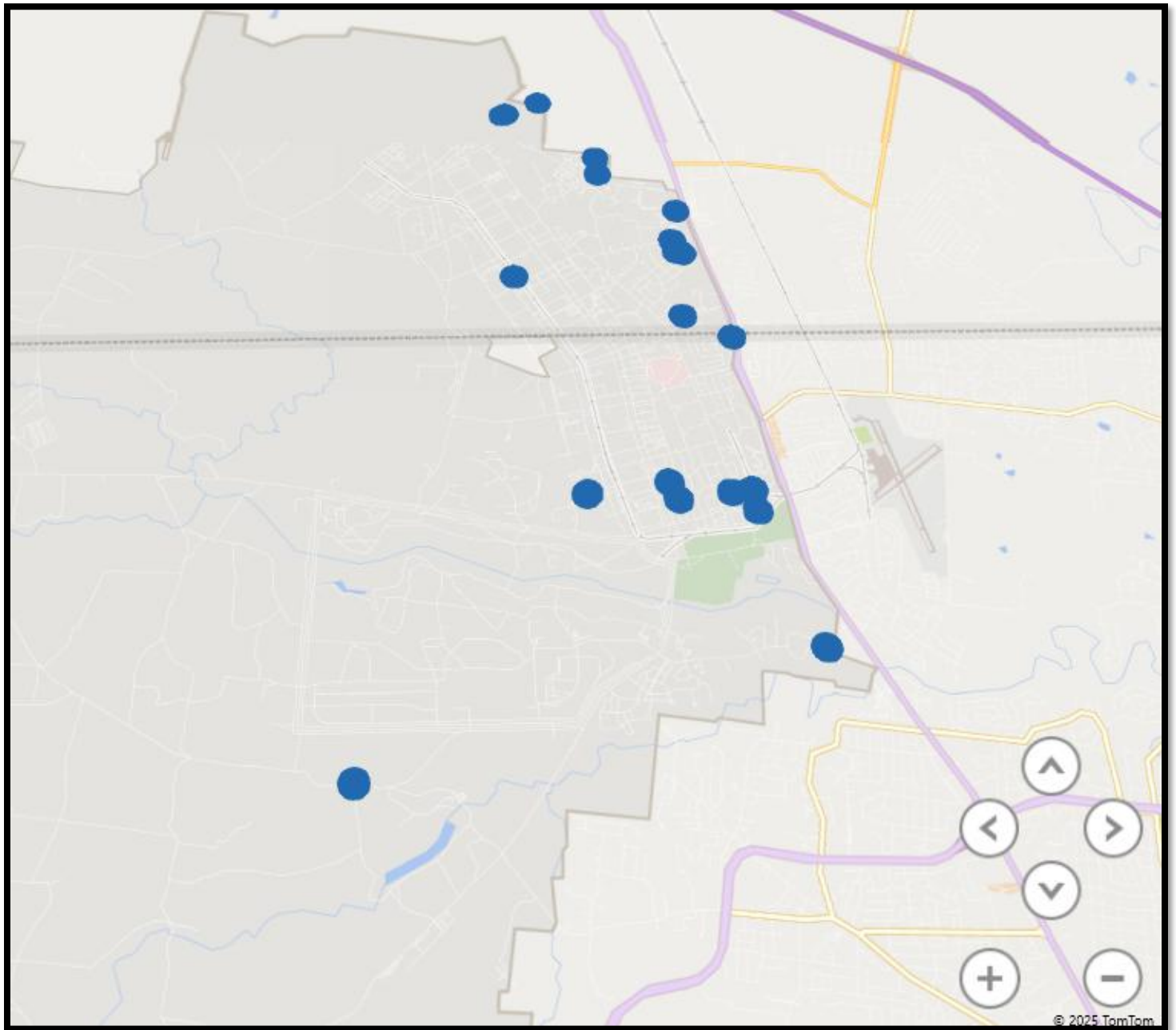
Service Calls by Day	42
Monday	4
Tuesday	11
Wednesday	6
Thursday	9
Friday	6
Saturday	3
Sunday	3





# June 2025 Ft. Campbell Shelter Report

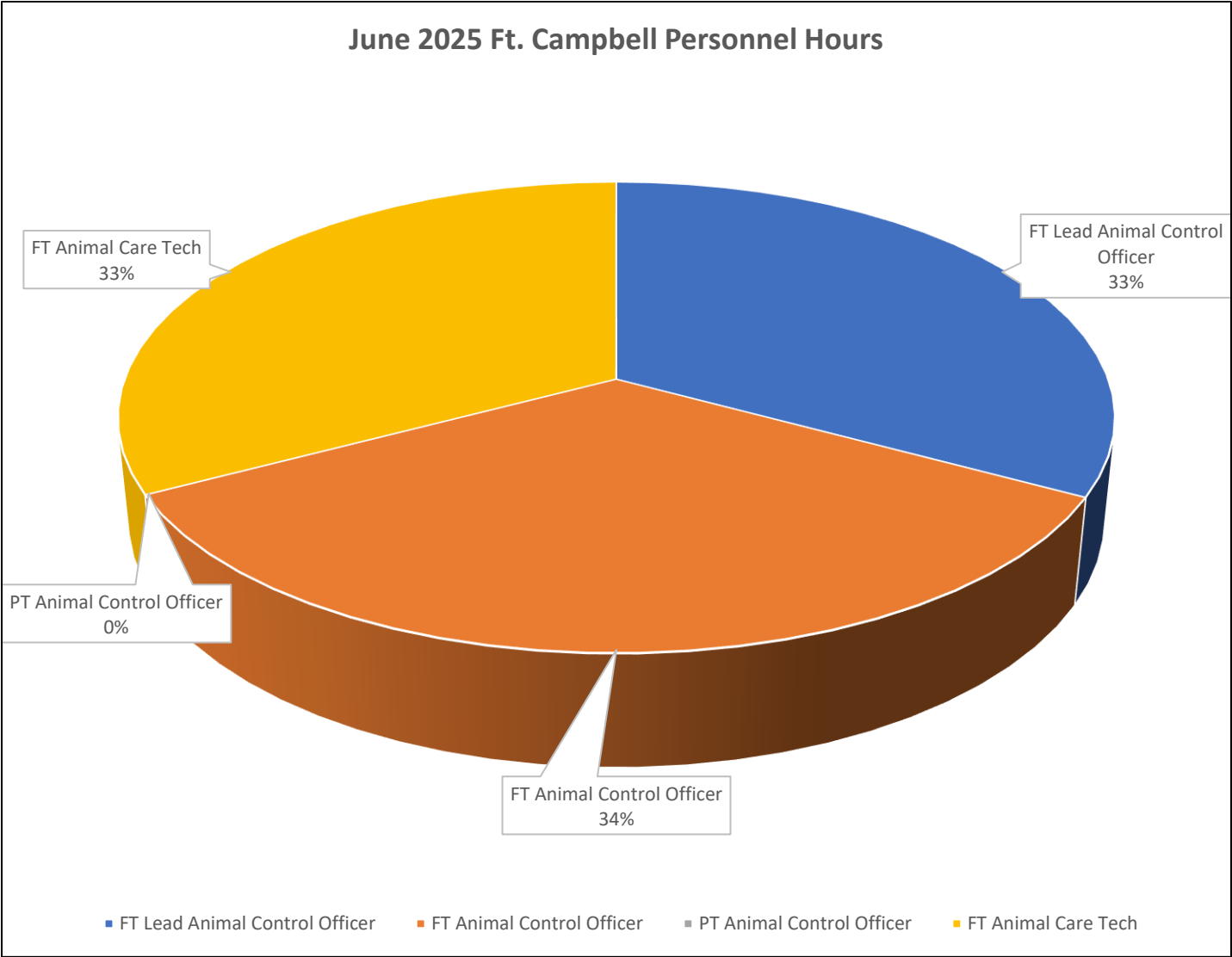
## Activity Heat Map



# June 2025 Ft. Campbell Shelter Report

## Personnel Staffing Hours

Personnel Hours	573
FT Lead Animal Control Officer	188.5
FT Animal Control Officer	197
PT Animal Control Officer	0
FT Animal Care Tech	187.5



## 2025 Totals

Activity	Jan.	Feb.	Mar.	Apr.	May	Jun.	Jul.	Aug.	Sep.	Oct.	Nov.	Dec.	Total	2024	% Change
Owner Surrenders	6	4	4	8	2	3							27	6	
Intakes	36	33	52	46	50	46							263	368	
Stray Dog	16	18	23	15	14	17							103	185	
Stray Cat	6	10	4	11	12	22							65	133	
Calls for Service	34	36	59	41	38	42							250	400	
Euthanasia dog	1	2	2	1	0	2							8	21	
Euthanasia Cat	0	0	4	0	2	4							10	14	
Microchips Issued	18	18	24	13	14	14							101	164	
Adoptions	13	12	17	16	13	20							91	114	
Rescue/Transfer	6	2	3	1	2	0							14	41	
Incoming Phone Calls	--	--	--	--	--	--	--	--	--	--	--	--	--	--	

Live Release Rate%	Jan.	Feb.	Mar.	Apr.	May	Jun.	Jul.	Aug.	Sep.	Oct.	Nov.	Dec.	Total	2022	% Change
Dogs	93%	92%	95%	96%	100%	93%							94.8%		
Cats	100%	100%	50%	100%	82%	78%							85%		
Total Live Release	96%	94%	88%	97%	93%	87.5%							92.6%		

## 2024 Totals

Activity	Jan.	Feb.	Mar.	Apr.	May	Jun.	Jul.	Aug.	Sep.	Oct.	Nov.	Dec.	Total	2023	% Change
Owner Surrenders	1	0	0	2	0	0	1	0	0	1	0	1	6	0	
Intakes	31	21	35	46	34	40	40	63	26	45	39	27	368	405	-9%
Stray Dog	19	10	30	29	18	13	18	14	14	19	24	14	185	168	9%
Stray Cat	9	5	2	9	7	15	18	26	6	16	6	7	133	156	-14%
Calls for Service	25	35	54	51	45	30	35	34	38	49	35	34	400	453	-11%
Euthanasia dog	0	4	0	1	1	3	4	2	4	2	1	3	21	11	47%
Euthanasia Cat	1	2	0	1	0	1	1	5	0	4	1	0	14	19	-26%
Microchips Issued	16	15	16	18	10	7	11	21	21	17	31	19	164	153	6.7%
Adoptions	14	13	9	11	8	6	10	12	17	10	18	10	114	146	-21.9%
Rescue/Transfer	1	5	3	2	0	0	8	13	1	4	2	4	41	33	19.5%
Incoming Phone Calls	--	--	--	--	--	--	--	--	--	--	--	--	--	--	

Live Release Rate%	Jan.	Feb.	Mar.	Apr.	May	Jun.	Jul.	Aug.	Sep.	Oct.	Nov.	Dec.	Total	2022	% Change
Dogs	100%	83%	100%	97%	96%	79%	81%	93%	76%	90%	97%	84%	90%		
Cats	92%	75%	100%	75%	100%	75%	92%	58%	100%	67%	80%	100%	84%		
Total Live Release	95%	81%	100%	94%	96%	78%	85%	83%	86%	82%	94%	89%	89%		

## 2023 Totals

Activity	Jan.	Feb.	Mar.	Apr.	May	Jun.	Jul.	Aug.	Sep.	Oct.	Nov.	Dec.	Total	2022	% Change
----------	------	------	------	------	-----	------	------	------	------	------	------	------	-------	------	-------------

<b>Owner Surrenders</b>	0	0	0	0	0	0	0	0	0	0	0	0	0	0	0
<b>Intakes</b>	43	27	26	34	48	36	42	47	57	29	39	31	405	375	7.4%
<b>Stray Dog</b>	13	11	16	14	31	16	22	19	23	10	12	12	168	142	15.4%
<b>Stray Cat</b>	12	6	6	12	13	14	9	16	27	18	22	14	156	107	31.4%
<b>Calls for Service</b>	29	41	48	51	69	51	45	37	40	37	36	38	453	307	32%
<b>Euthanasia dog</b>	2	1	1	1	1	1	1	1	1	1	1	0	11	8	27%
<b>Euthanasia Cat</b>	1	0	1	2	0	1	0	2	4	4	4	0	19	4	78%
<b>Microchips Issued</b>	9	12	17	6	26	15	17	16	19	14	14	14	153	152	.6%
<b>Adoptions</b>	8	9	8	9	18	11	16	15	15	27	13	15	146	101	31%
<b>Rescue/Transfer</b>	2	4	4	2	3	2	0	3	0	6	10	0	33	--	--
<b>Incoming Phone Calls</b>	n/a	n/a	n/a	n/a	n/a	n/a	n/a	n/a	n/a	n/a	n/a	n/a	n/a	--	--

<b>Live Release Rate%</b>	<b>Jan.</b>	<b>Feb.</b>	<b>Mar.</b>	<b>Apr.</b>	<b>May</b>	<b>Jun.</b>	<b>Jul.</b>	<b>Aug.</b>	<b>Sep.</b>	<b>Oct.</b>	<b>Nov.</b>	<b>Dec.</b>	<b>Total</b>	<b>2022</b>	<b>% Change</b>
<b>Dogs</b>	89%	96%	93%	95%	95%	95%	96%	96%	93%	94%	96%	100%	95%	95%	0%
<b>Cats</b>	92%	100%	91%	60%	100%	88%	100%	80%	80%	83%	75%	100%	87.4%	94%	-7.5%
<b>Total Live Release</b>	90%	98%	92%	90%	96%	93%	97%	91%	86%	87.5%	88%	100%	92.4%	94%	-1.7%