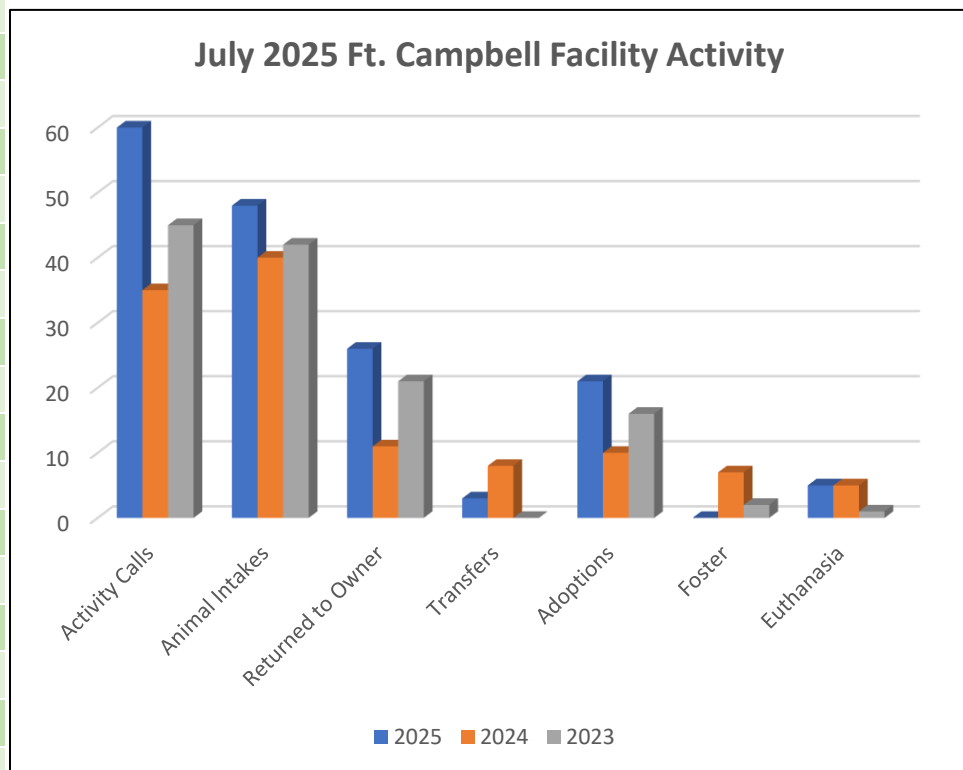




## July 2025 Ft. Campbell Shelter Report

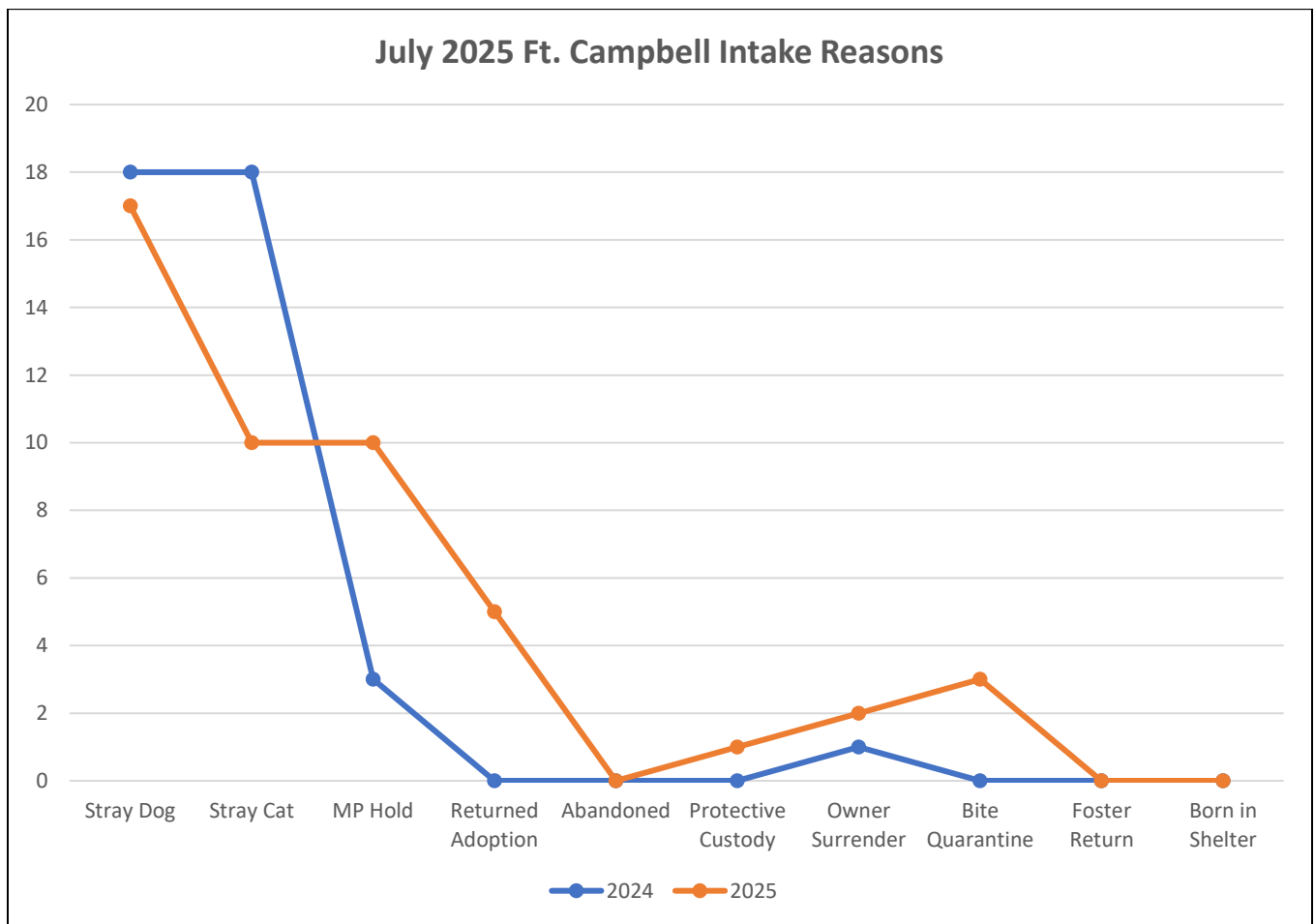
July 2025	
Activity Calls	66
Animal Intakes	48
Dogs	30
Cats	15
Other	3
<b>Incoming Per Day</b>	<b>1.5</b>
Returned to Owner	26
Dogs – In Field	1
Cats – In Field	0
Dogs – From Shelter	19
Cats – From Shelter	3
Other – From Shelter	3
Transfers	3
Dogs Transferred	2
Cats Transferred	1
Animals Adopted	21
Dogs Altered	3
Dogs Unaltered	4
Cats Altered	1
Cats Unaltered	13
Fostered	0
Dogs Fostered	0
Cats Fostered	0
Euthanasia	5
Dogs Euthanized	4
Cats Euthanized	1
TNR/Returned to Field	0
Visitors to Shelter	254
Avg. Visitors per Day	9.76



# July 2025 Ft. Campbell Shelter Report

## Animal Intake Reasons

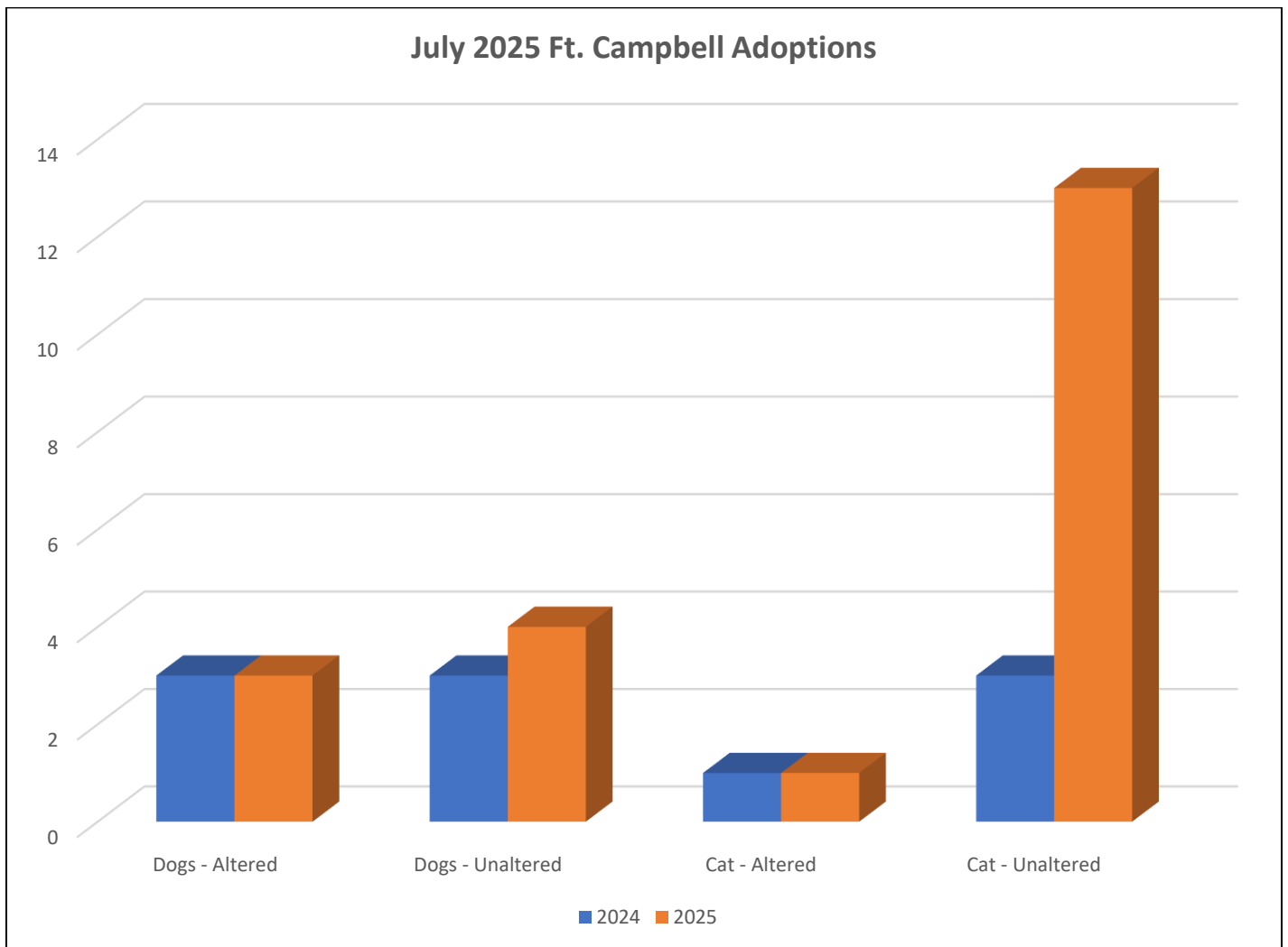
Intake Reasons	48
Stray Dog	17
Stray Cat	10
MP Hold	10
Returned Adoption	5
Abandoned	0
Protective Custody	1
Owner Surrender	2
Bite Quarantine	3
Foster Return	0
Born in Shelter	0



# July 2025 Ft. Campbell Shelter Report

## Animal Adoptions

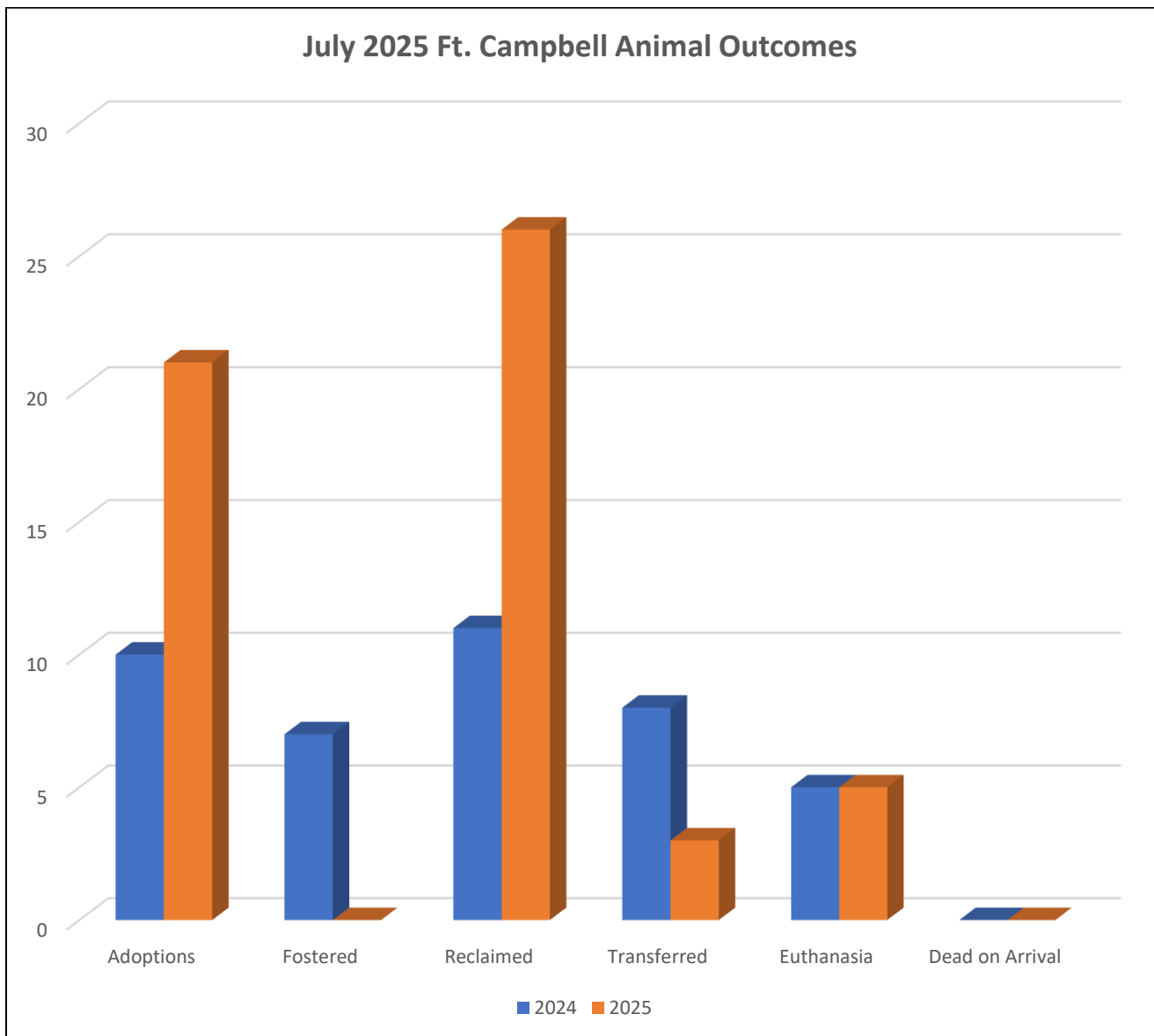
Adoptions	21
Dogs/Puppies – Altered	3
Dogs/Puppies – Unaltered	4
Cats/Kittens – Altered	1
Cats/Kittens – Unaltered	13



# July 2025 Ft. Campbell Shelter Report

## Outcomes

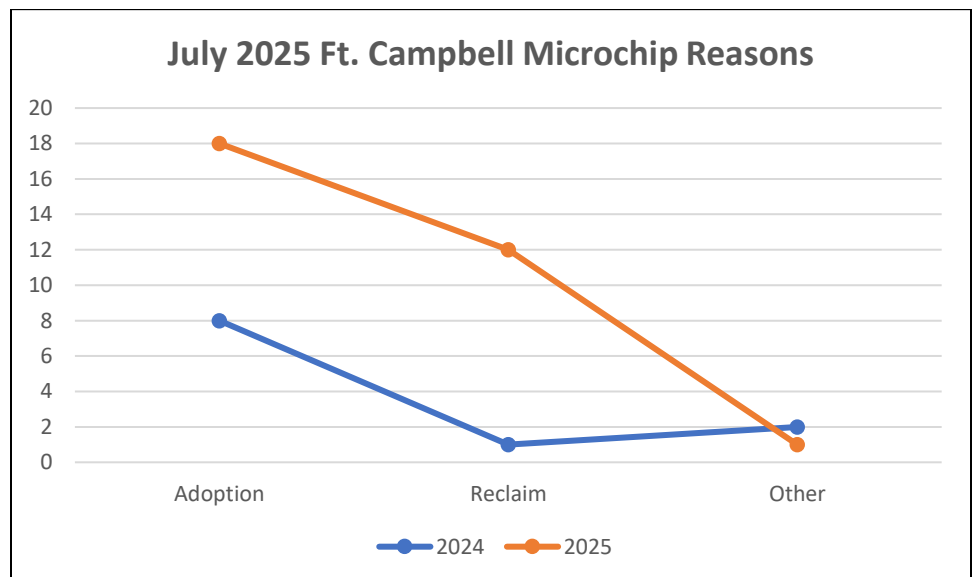
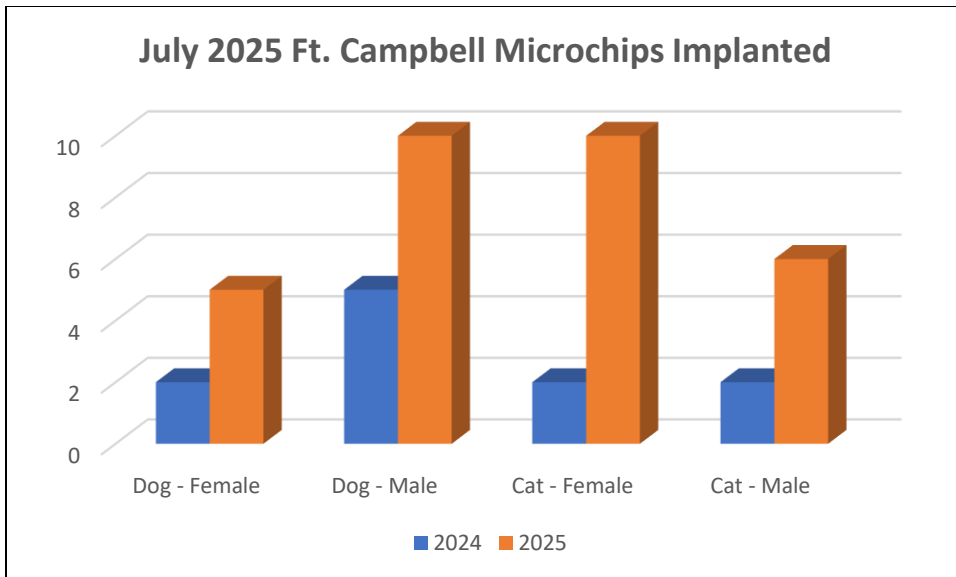
Animal Outcomes	55
Adoptions	21
Fostered	0
Reclaimed	26
Transferred to Rescue	3
Euthanasia	5
Dead on Arrival	0



# July 2025 Ft. Campbell Shelter Report

## Microchips Issued

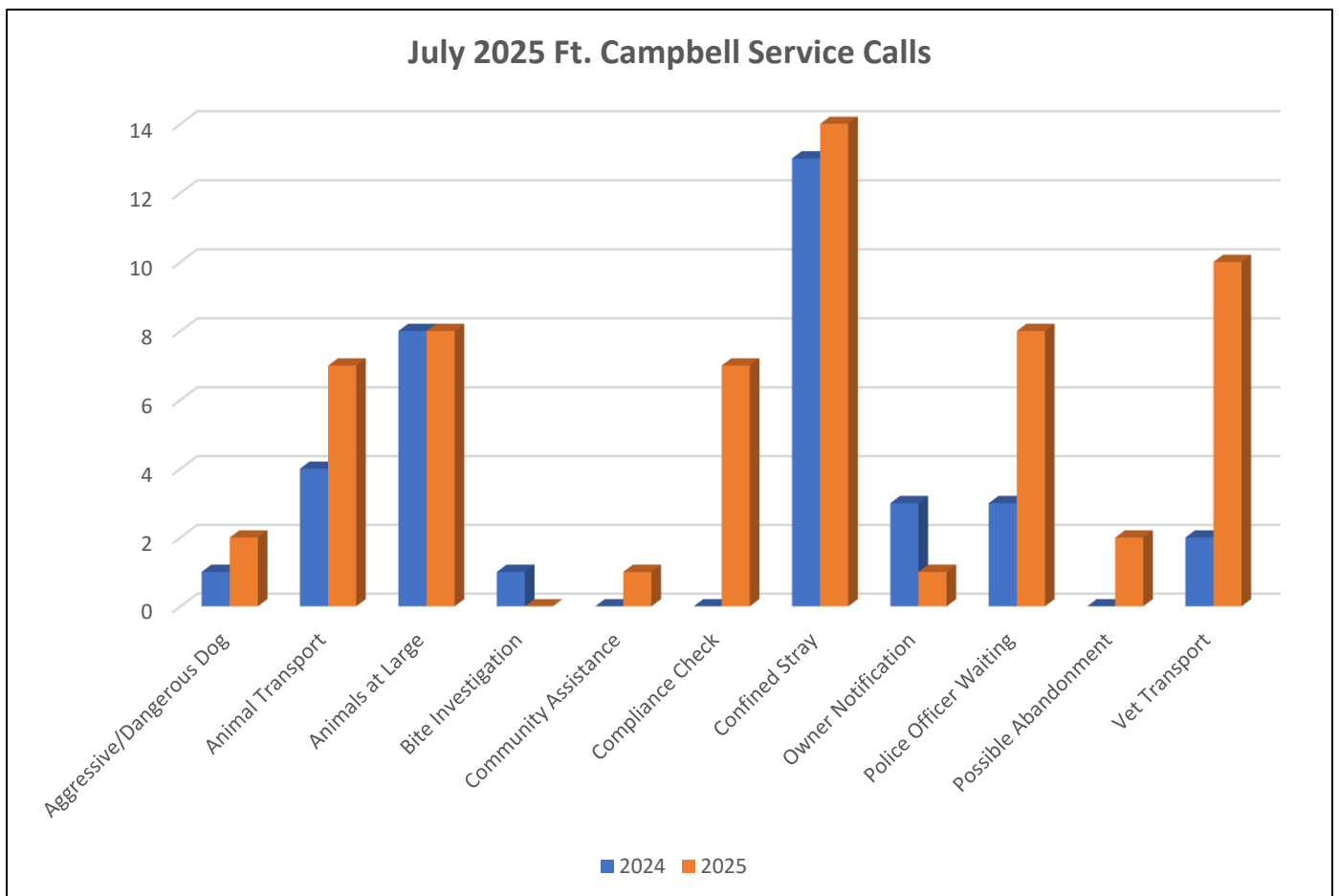
Microchips Implanted	31
Dogs – Female	5
Dogs – Male	10
Cats – Female	10
Cats – Male	6
Adoptions	18
Reclaimed	12
Other	1



# July 2025 Ft. Campbell Shelter Report

## Activity Calls

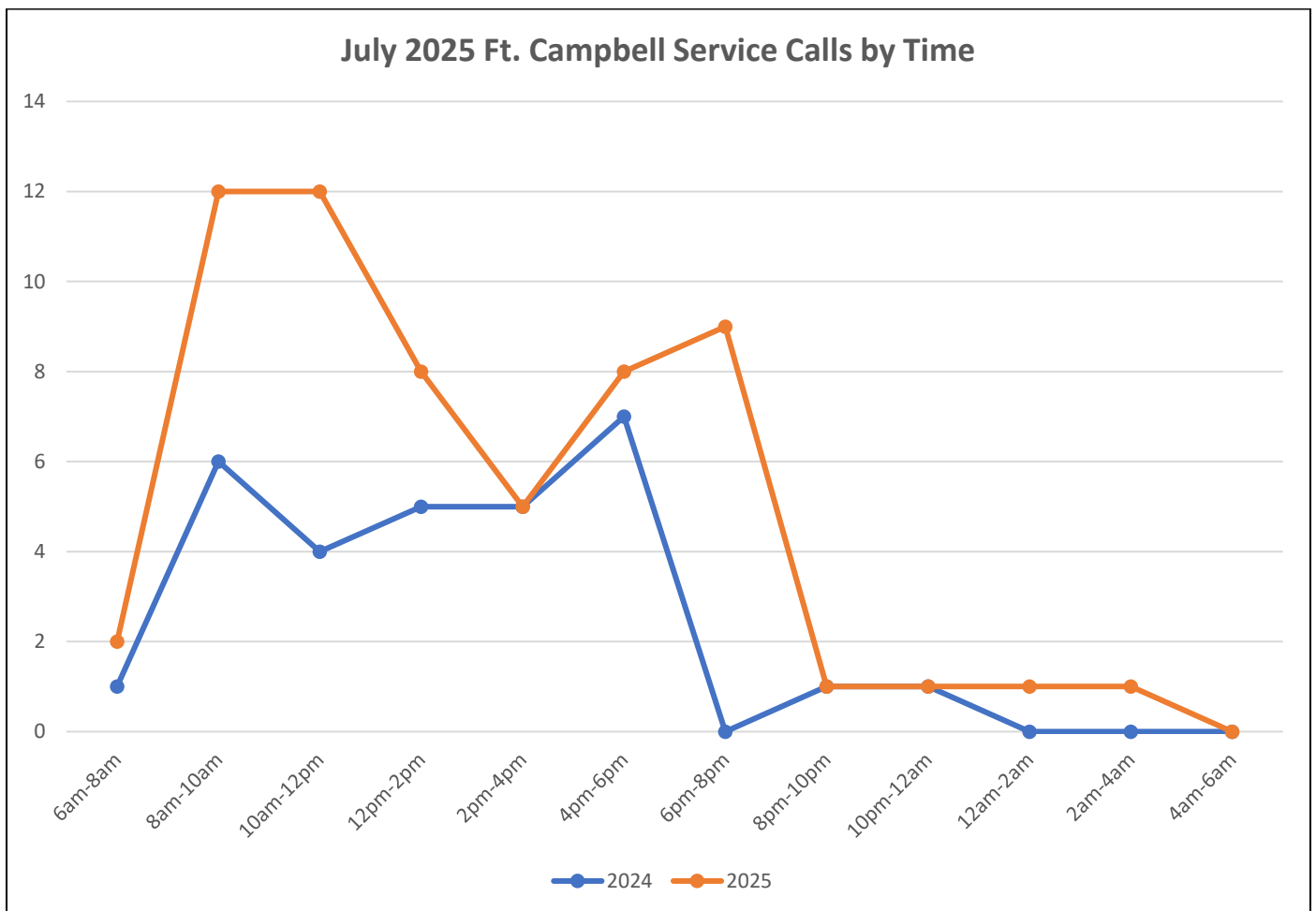
Service Calls	66
Animal Transport	10
Aggressive/Dangerous Dog	1
Animals at Large	7
Bite Investigation	2
Community Assist	2
Compliance Check	7
Confined Stray	14
Dog in School	0
Owner Notification	1
Police Assist	8
Vet Transport	12
Sick/Injured Animal	0
Welfare/Neglect	0
Possible Abandonment	2



# July 2025 Ft. Campbell Shelter Report

## Activity by Time of Day

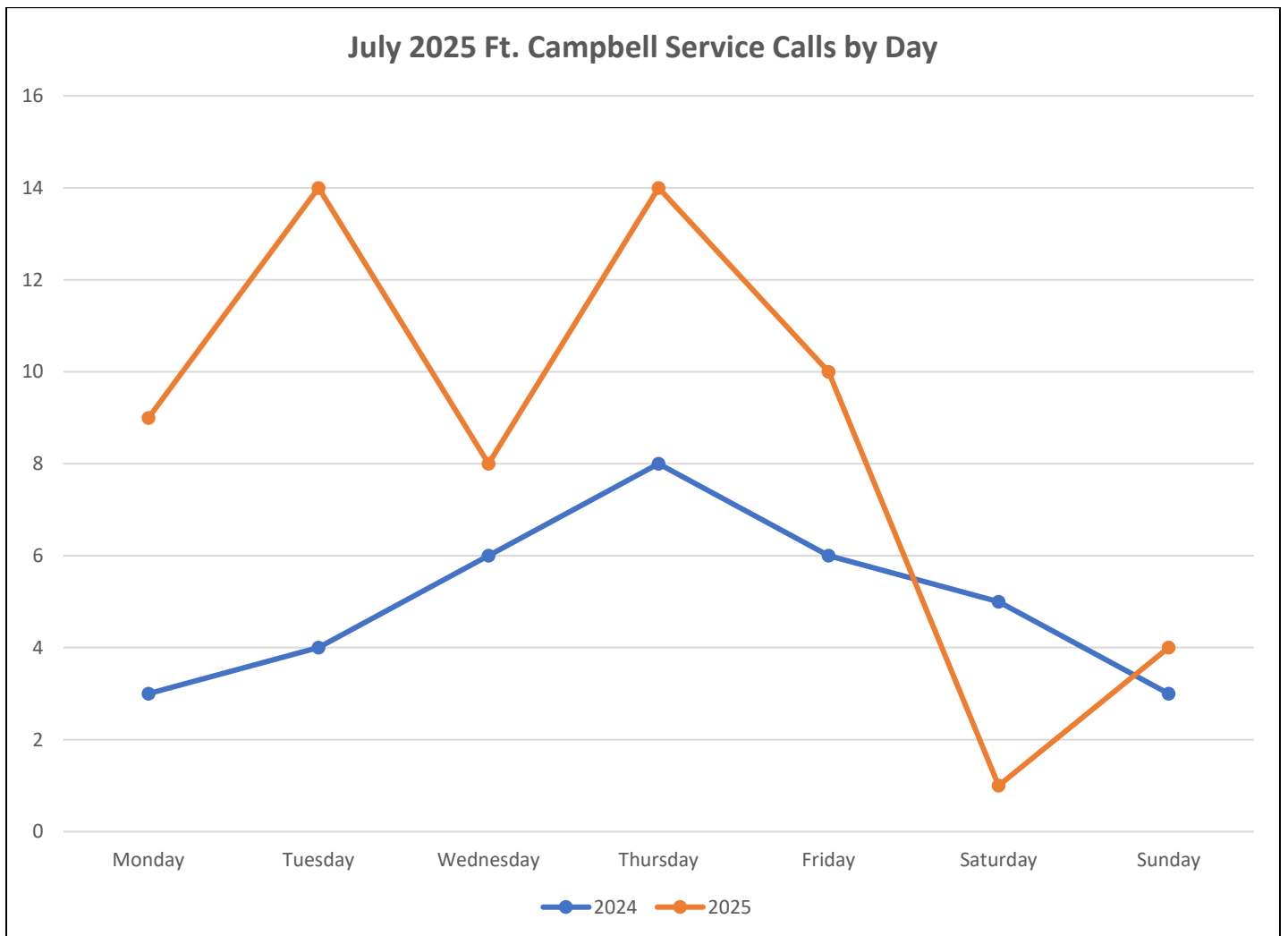
Service Calls by Time of Day	66
6am to 8am	2
8am to 10am	12
10am to 12pm	14
12pm to 2pm	10
2pm to 4pm	7
4pm to 6pm	8
6pm to 8pm	9
8pm to 10pm	1
10pm to 12am	1
12am to 2am	1
2am to 4am	1
4am to 6am	0



# July 2025 Ft. Campbell Shelter Report

## Activity by Day of Week

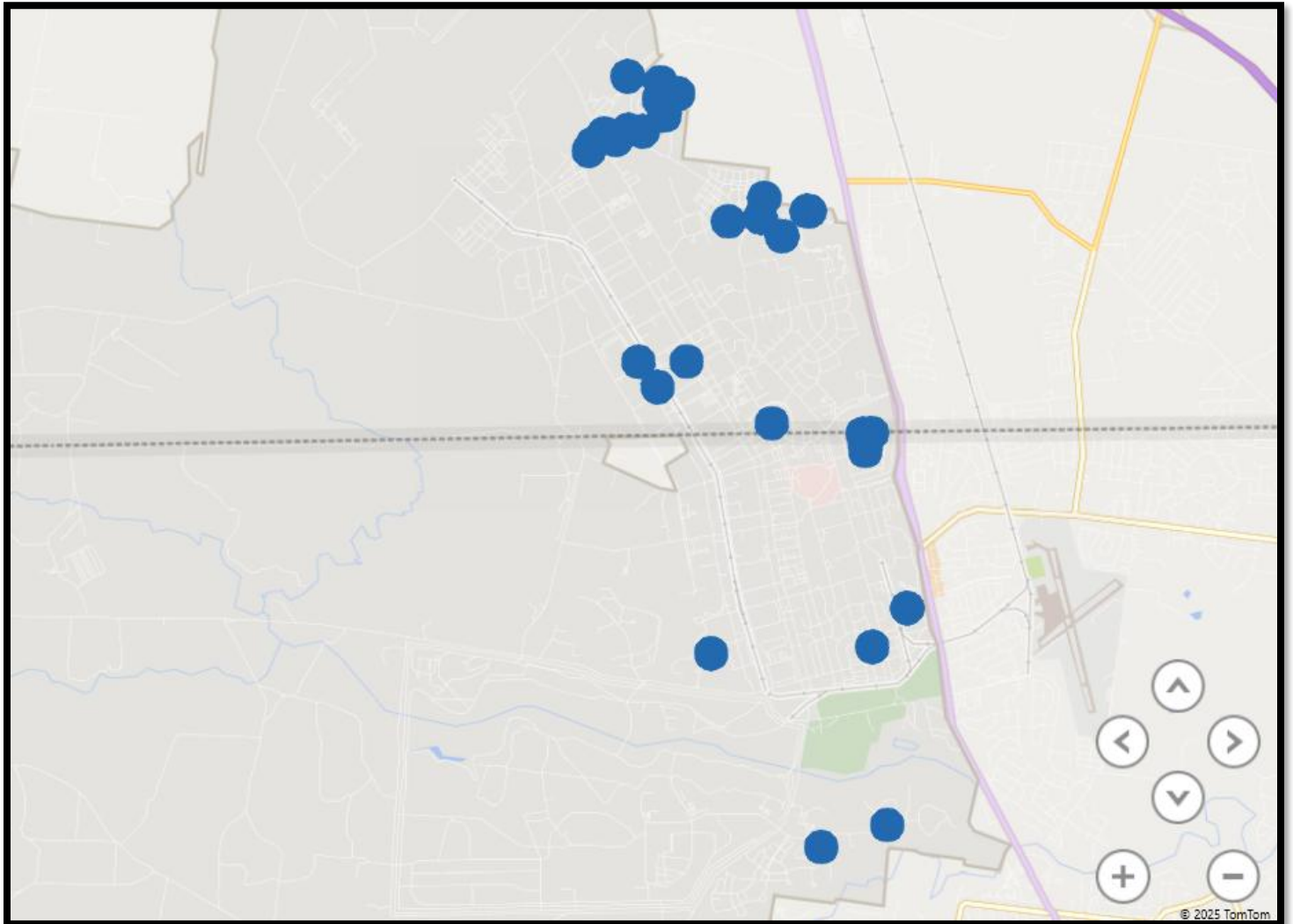
Service Calls by Day	66
Monday	11
Tuesday	16
Wednesday	8
Thursday	16
Friday	10
Saturday	1
Sunday	4





# July 2025 Ft. Campbell Shelter Report

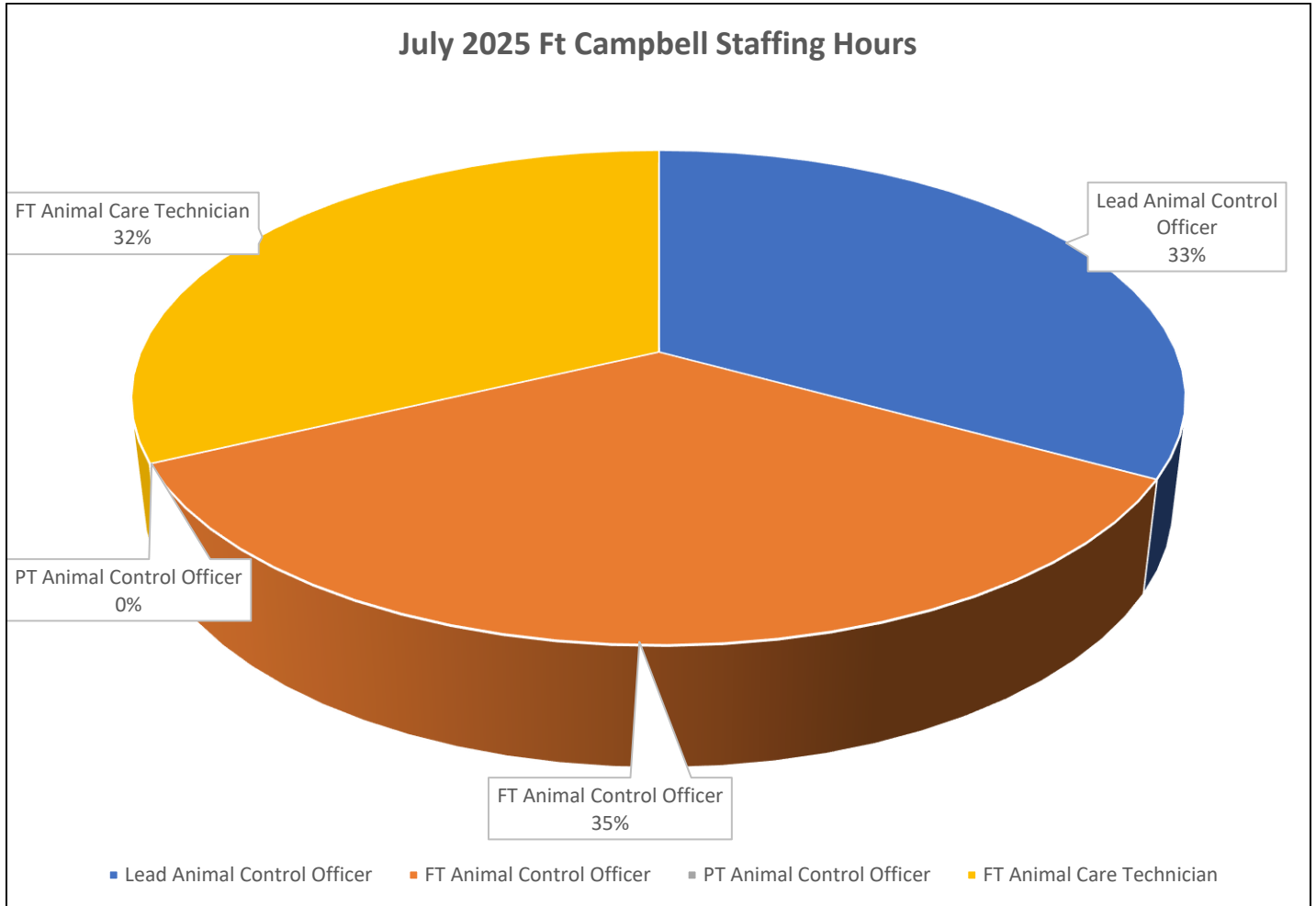
## Activity Heat Map



# July 2025 Ft. Campbell Shelter Report

## Personnel Staffing Hours

Personnel Hours	609.5
FT Lead Animal Control Officer	201.5
FT Animal Control Officer	212.5
PT Animal Control Officer	0
FT Animal Care Tech	195.5



## 2025 Totals

Activity	Jan.	Feb.	Mar.	Apr.	May	Jun.	Jul.	Aug.	Sep.	Oct.	Nov.	Dec.	Total	2024	% Change
Owner Surrenders	6	4	4	8	2	3	2						27	6	
Intakes	36	33	52	46	50	46	48						263	368	
Stray Dog	16	18	23	15	14	17	17						103	185	
Stray Cat	6	10	4	11	12	22	10						65	133	
Calls for Service	34	36	59	41	38	42	66						250	400	
Euthanasia dog	1	2	2	1	0	2	4						8	21	
Euthanasia Cat	0	0	4	0	2	4	1						10	14	
Microchips Issued	18	18	24	13	14	14	31						101	164	
Adoptions	13	12	17	16	13	20	21						91	114	
Rescue/Transfer	6	2	3	1	2	0	3						14	41	
Incoming Phone Calls	--	--	--	--	--	--	--	--	--	--	--	--	--	--	

Live Release Rate%	Jan.	Feb.	Mar.	Apr.	May	Jun.	Jul.	Aug.	Sep.	Oct.	Nov.	Dec.	Total	2022	% Change
Dogs	93%	92%	95%	96%	100%	93%	87.5%						94.8%		
Cats	100%	100%	50%	100%	82%	78%	95%						85%		
Total Live Release	96%	94%	88%	97%	93%	87.5%	90%						92.6%		

## 2024 Totals

Activity	Jan.	Feb.	Mar.	Apr.	May	Jun.	Jul.	Aug.	Sep.	Oct.	Nov.	Dec.	Total	2023	% Change
Owner Surrenders	1	0	0	2	0	0	1	0	0	1	0	1	6	0	
Intakes	31	21	35	46	34	40	40	63	26	45	39	27	368	405	-9%
Stray Dog	19	10	30	29	18	13	18	14	14	19	24	14	185	168	9%
Stray Cat	9	5	2	9	7	15	18	26	6	16	6	7	133	156	-14%
Calls for Service	25	35	54	51	45	30	35	34	38	49	35	34	400	453	-11%
Euthanasia dog	0	4	0	1	1	3	4	2	4	2	1	3	21	11	47%
Euthanasia Cat	1	2	0	1	0	1	1	5	0	4	1	0	14	19	-26%
Microchips Issued	16	15	16	18	10	7	11	21	21	17	31	19	164	153	6.7%
Adoptions	14	13	9	11	8	6	10	12	17	10	18	10	114	146	-21.9%
Rescue/Transfer	1	5	3	2	0	0	8	13	1	4	2	4	41	33	19.5%
Incoming Phone Calls	--	--	--	--	--	--	--	--	--	--	--	--	--	--	

Live Release Rate%	Jan.	Feb.	Mar.	Apr.	May	Jun.	Jul.	Aug.	Sep.	Oct.	Nov.	Dec.	Total	2022	% Change
Dogs	100%	83%	100%	97%	96%	79%	81%	93%	76%	90%	97%	84%	90%		
Cats	92%	75%	100%	75%	100%	75%	92%	58%	100%	67%	80%	100%	84%		
Total Live Release	95%	81%	100%	94%	96%	78%	85%	83%	86%	82%	94%	89%	89%		

## 2023 Totals

Activity	Jan.	Feb.	Mar.	Apr.	May	Jun.	Jul.	Aug.	Sep.	Oct.	Nov.	Dec.	Total	2022	% Change
Owner Surrenders	0	0	0	0	0	0	0	0	0	0	0	0	0	0	0
Intakes	43	27	26	34	48	36	42	47	57	29	39	31	405	375	7.4%
Stray Dog	13	11	16	14	31	16	22	19	23	10	12	12	168	142	15.4%
Stray Cat	12	6	6	12	13	14	9	16	27	18	22	14	156	107	31.4%

<b>Calls for Service</b>	29	41	48	51	69	51	45	37	40	37	36	38	453	307	32%
<b>Euthanasia dog</b>	2	1	1	1	1	1	1	1	1	1	1	0	11	8	27%
<b>Euthanasia Cat</b>	1	0	1	2	0	1	0	2	4	4	4	0	19	4	78%
<b>Microchips Issued</b>	9	12	17	6	26	15	17	16	19	14	14	14	153	152	.6%
<b>Adoptions</b>	8	9	8	9	18	11	16	15	15	27	13	15	146	101	31%
<b>Rescue/Transfer</b>	2	4	4	2	3	2	0	3	0	6	10	0	33	--	--
<b>Incoming Phone Calls</b>	n/a	n/a	n/a	n/a	n/a	n/a	n/a	n/a	n/a	n/a	n/a	n/a	n/a	--	--

<b>Live Release Rate%</b>	<b>Jan.</b>	<b>Feb.</b>	<b>Mar.</b>	<b>Apr.</b>	<b>May</b>	<b>Jun.</b>	<b>Jul.</b>	<b>Aug.</b>	<b>Sep.</b>	<b>Oct.</b>	<b>Nov.</b>	<b>Dec.</b>	<b>Total</b>	<b>2022</b>	<b>% Change</b>
<b>Dogs</b>	89%	96%	93%	95%	95%	95%	96%	96%	93%	94%	96%	100%	95%	95%	0%
<b>Cats</b>	92%	100%	91%	60%	100%	88%	100%	80%	80%	83%	75%	100%	87.4%	94%	-7.5%
<b>Total Live Release</b>	90%	98%	92%	90%	96%	93%	97%	91%	86%	87.5%	88%	100%	92.4%	94%	-1.7%