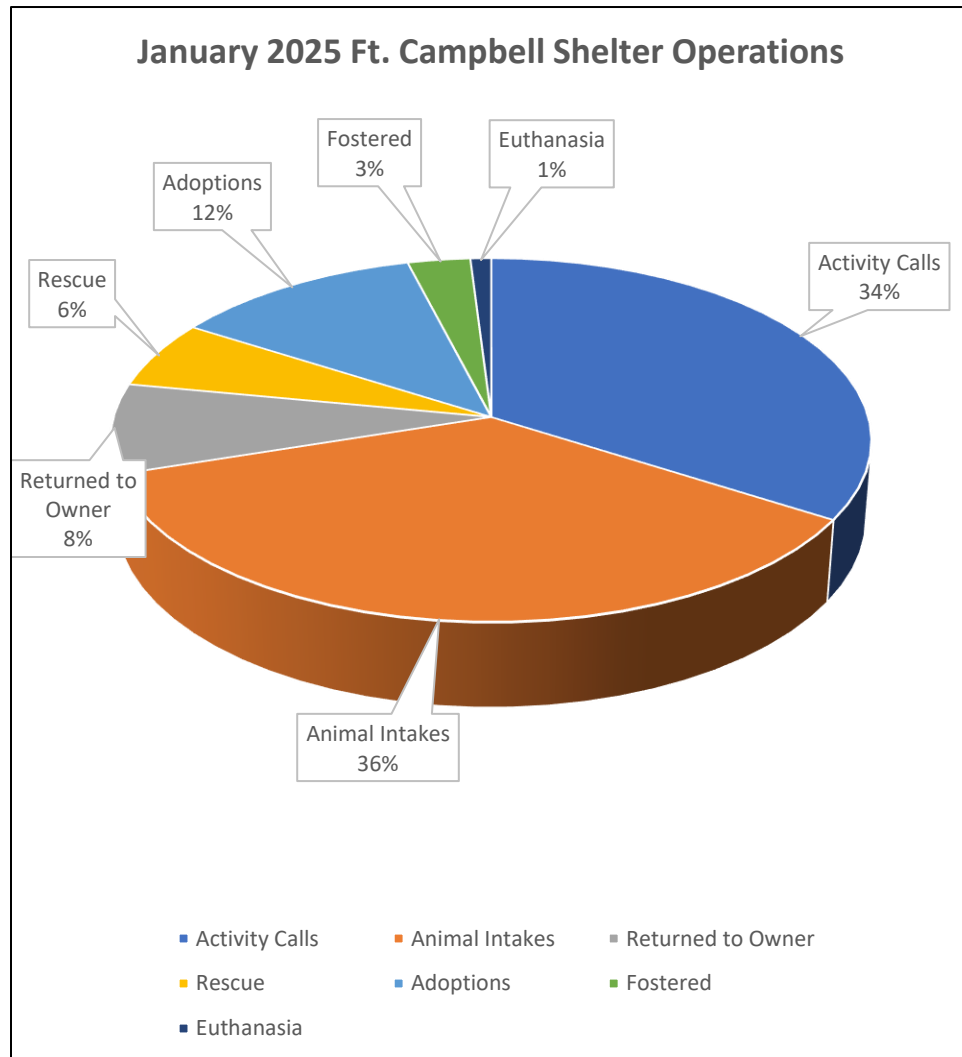




January 2025 Ft. Campbell Shelter Report

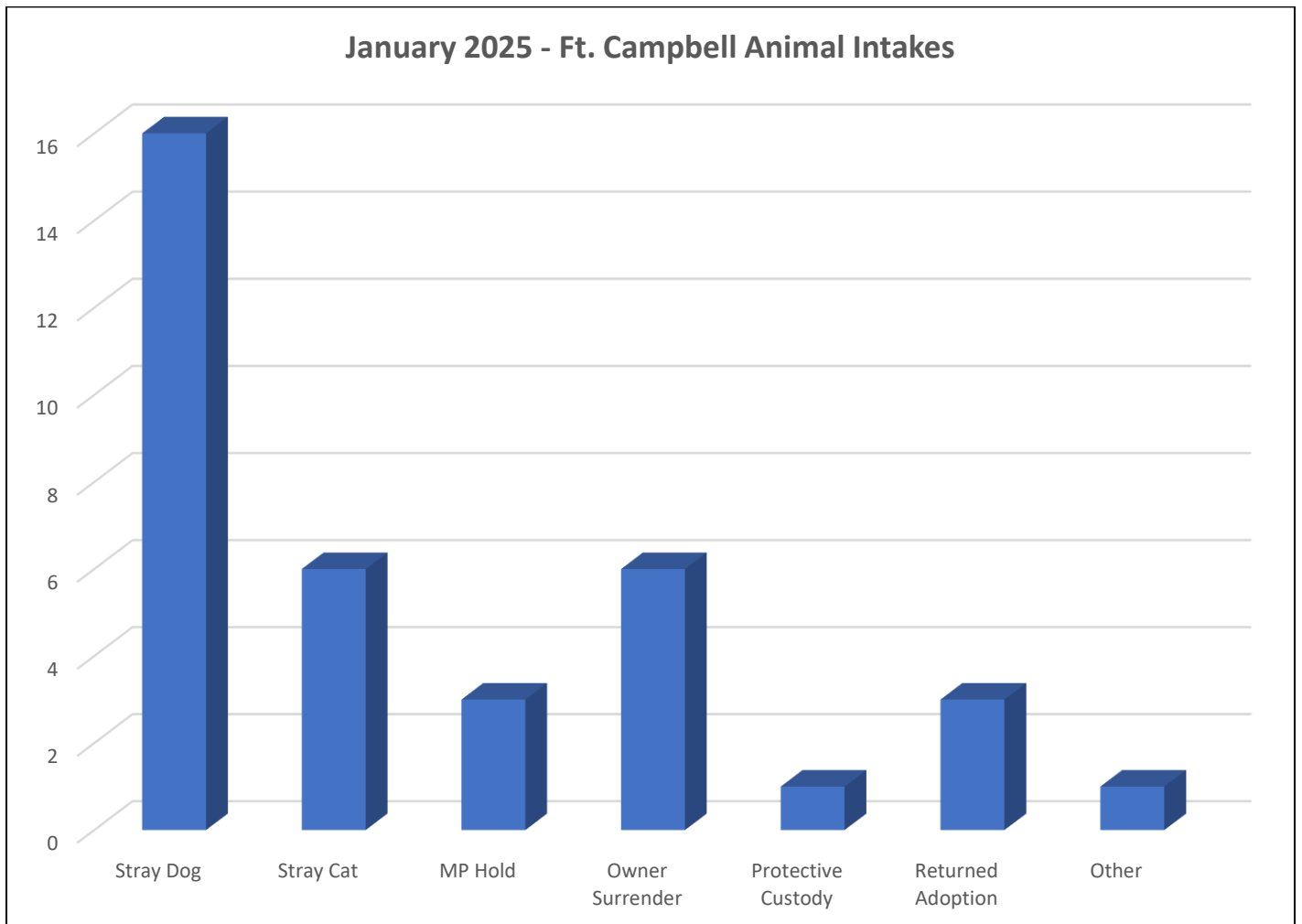
January 2025	
Activity Calls	34
Animal Intakes	36
Dogs	25
Cats	10
Other	1
Incoming Per Day	1.4
Returned to Owner	8
Dogs – In Field	1
Cats – In Field	0
Dogs – From Shelter	6
Cats – From Shelter	1
Rescue Transfers	6
Dogs Transferred	3
Cats Transferred	3
Animals Adopted	13
Dogs Altered	3
Dogs Unaltered	1
Cats Altered	3
Cats Unaltered	6
Rabbit	0
Fostered	3
Dogs Fostered	3
Cats Fostered	0
Euthanasia	1
Dogs Euthanized	1
Cats Euthanized	0
TNR/Returned to Field	0
Visitors to Shelter	235
Avg. Visitors per Day	5.5



January 2025 Ft. Campbell Shelter Report

Animal Intake Reasons

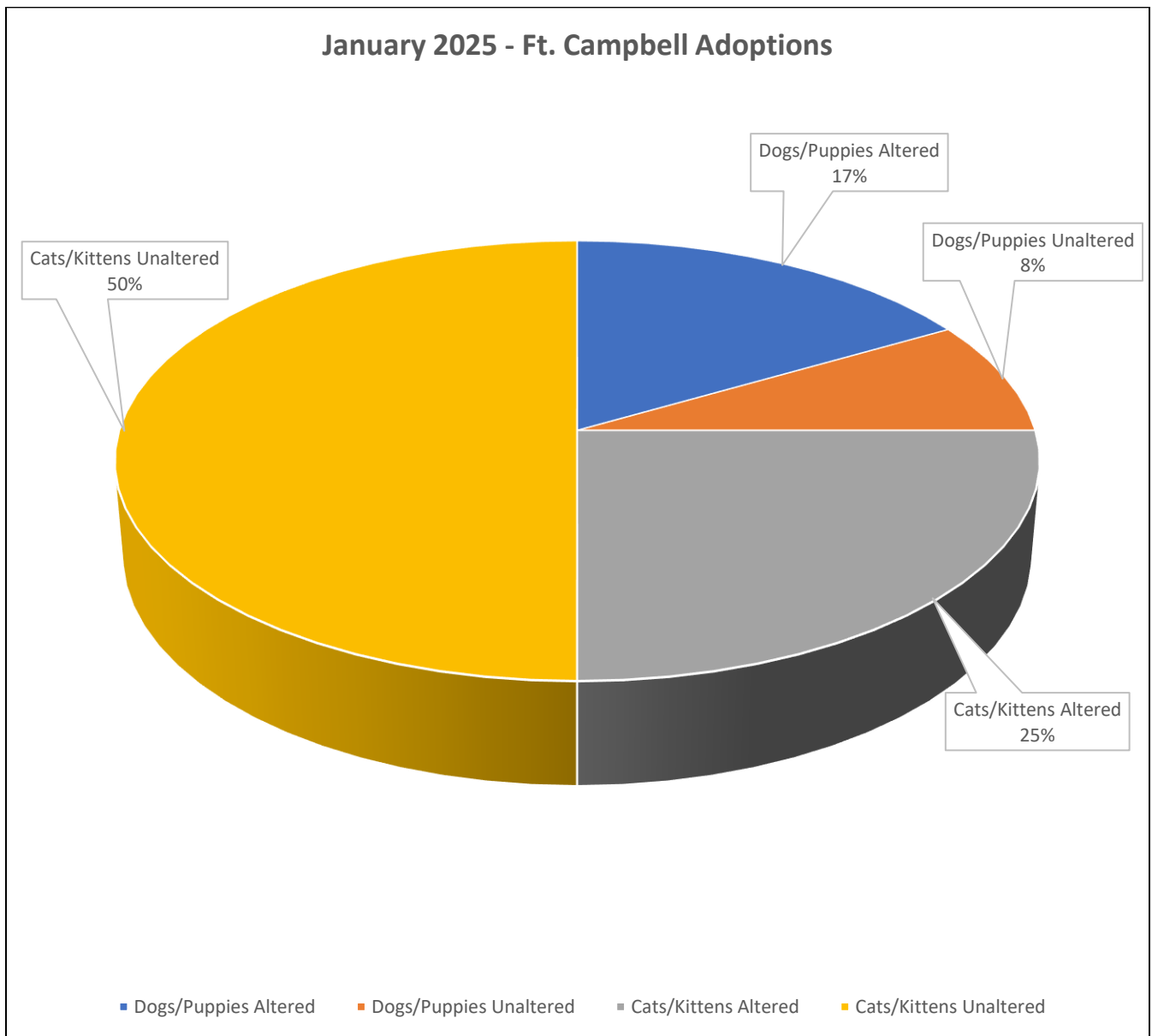
Intake Reasons	36
Stray Dog	16
Stray Cat	6
MP Hold	3
Returned Adoption	3
Abandoned	0
Protective Custody	1
Owner Surrender	6
Bite Quarantine	0
Other – Stray Pig	1



January 2025 Ft. Campbell Shelter Report

Animal Adoptions

Adoptions	13
Dogs/Puppies – Altered	3
Dogs/Puppies – Unaltered	1
Cats/Kittens – Altered	3
Cats/Kittens – Unaltered	6

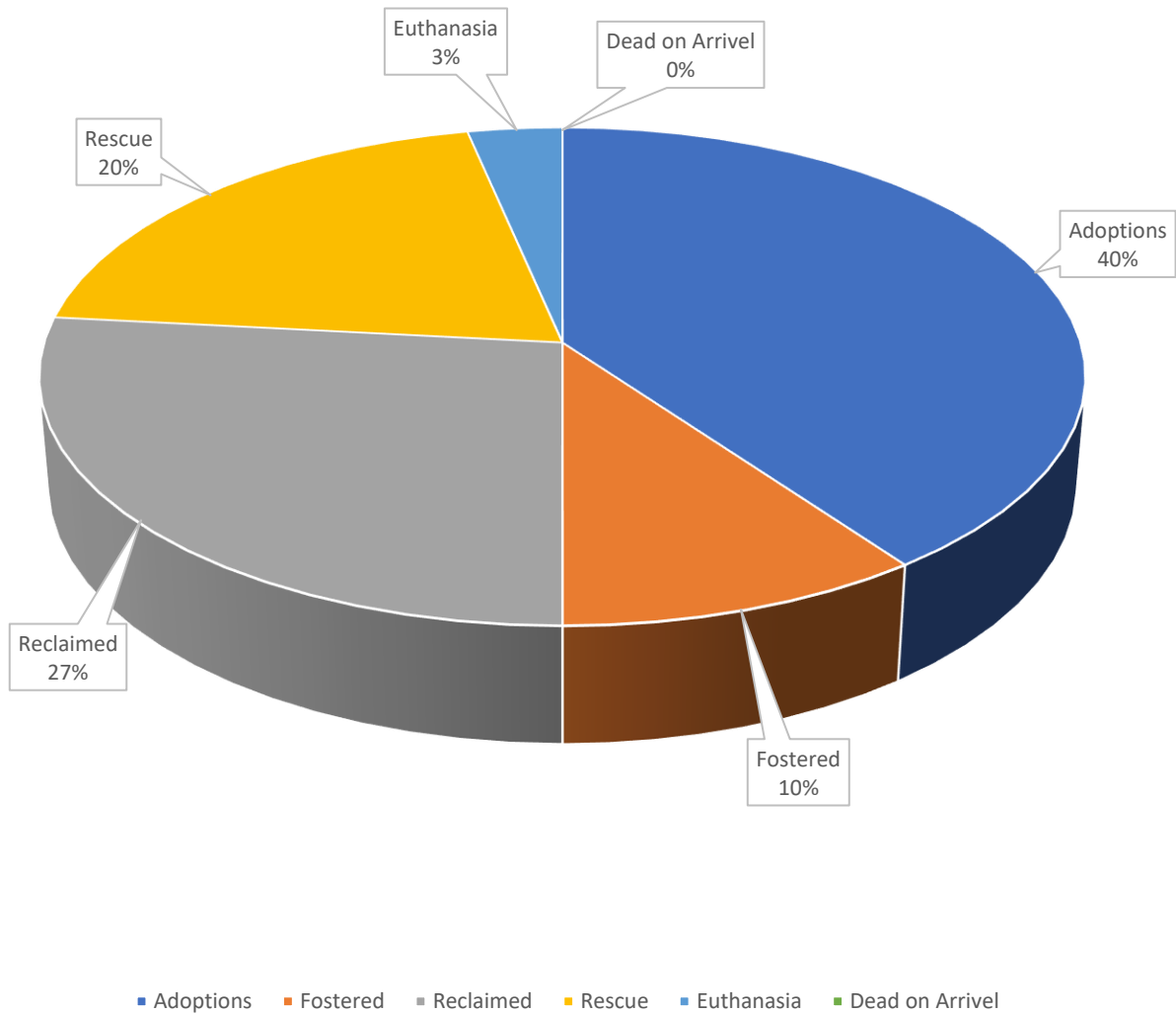


January 2025 Ft. Campbell Shelter Report

Outcomes

Animal Outcomes	30
Adoptions	13
Fostered	3
Reclaimed	8
Transferred to Rescue	6
Euthanasia	1
Dead on Arrival	0

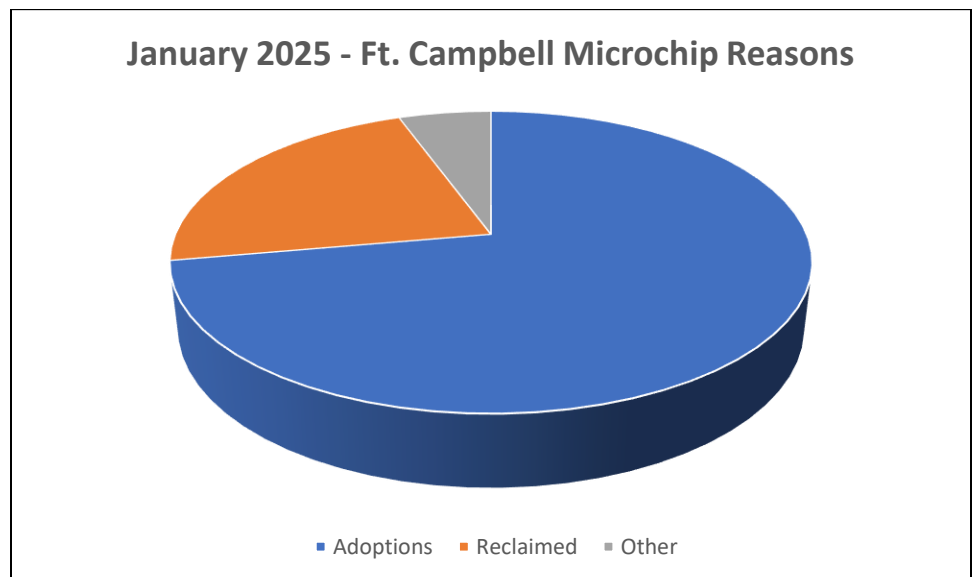
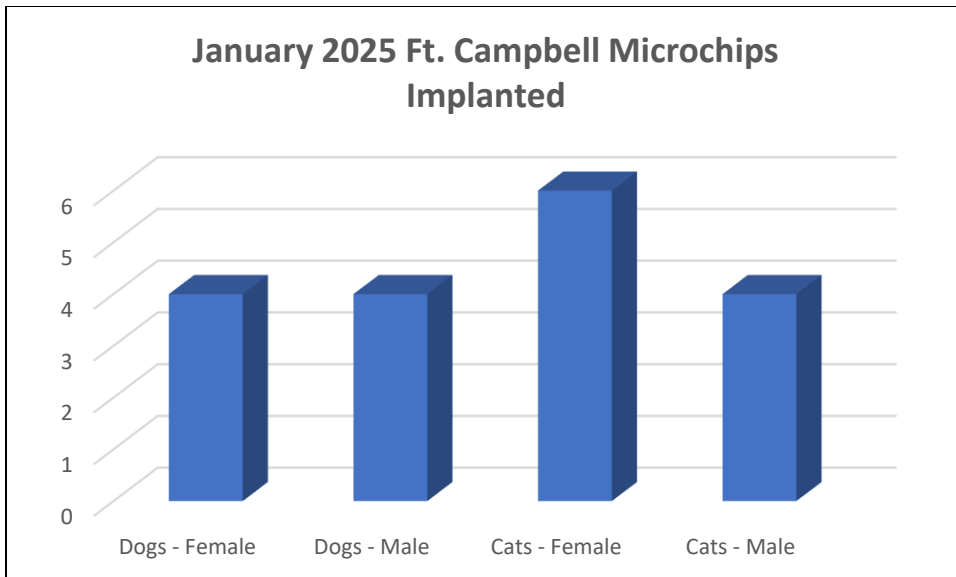
January 2025 - Ft. Campbell Outcomes



January 2025 Ft. Campbell Shelter Report

Microchips Issued

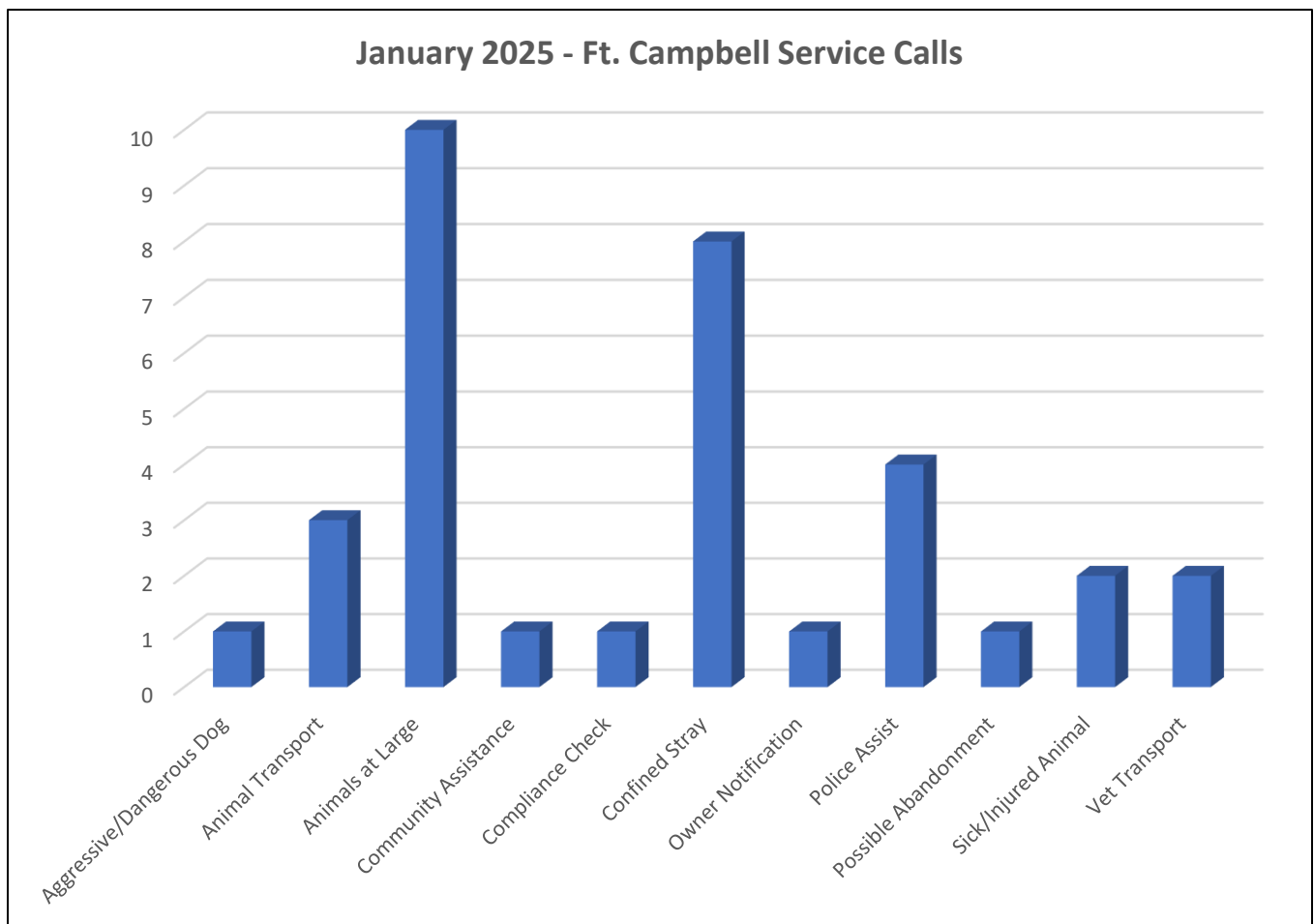
Microchips Implanted	18
Dogs – Female	4
Dogs – Male	4
Cats – Female	6
Cats – Male	4
Adoptions	13
Reclaimed	4
Other	1



January 2025 Ft. Campbell Shelter Report

Activity Calls

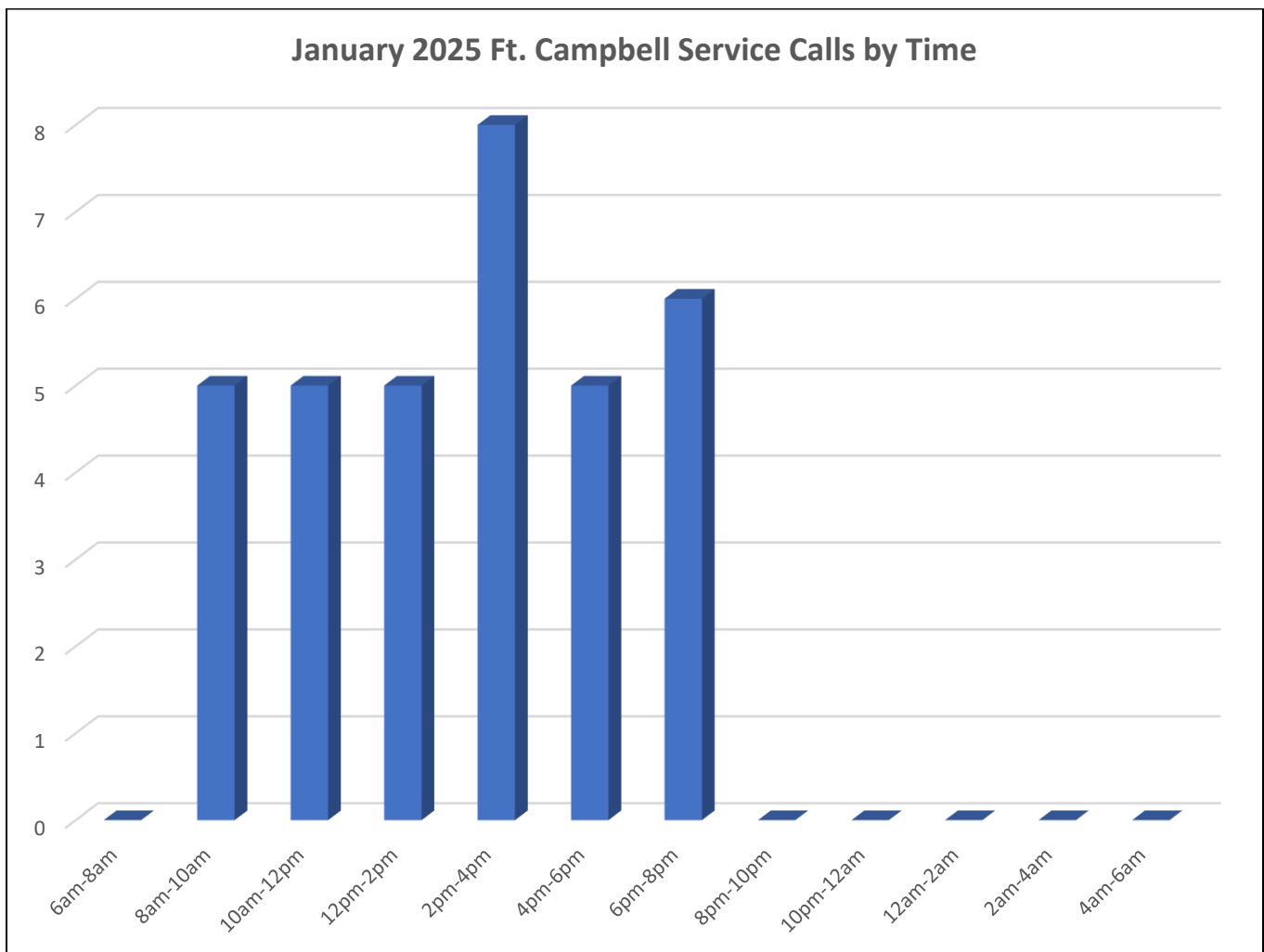
Service Calls	34
Animal Transport	3
Aggressive/Dangerous Dog	1
Animals at Large	10
Bite Investigation	0
Community Assist	1
Compliance Check	1
Confined Stray	8
Dog in School	0
Owner Notification	1
Police Assist	4
Vet Transport	2
Sick/Injured Animal	2
Welfare/Neglect	0
Possible Abandonment	1



January 2025 Ft. Campbell Shelter Report

Activity by Time of Day

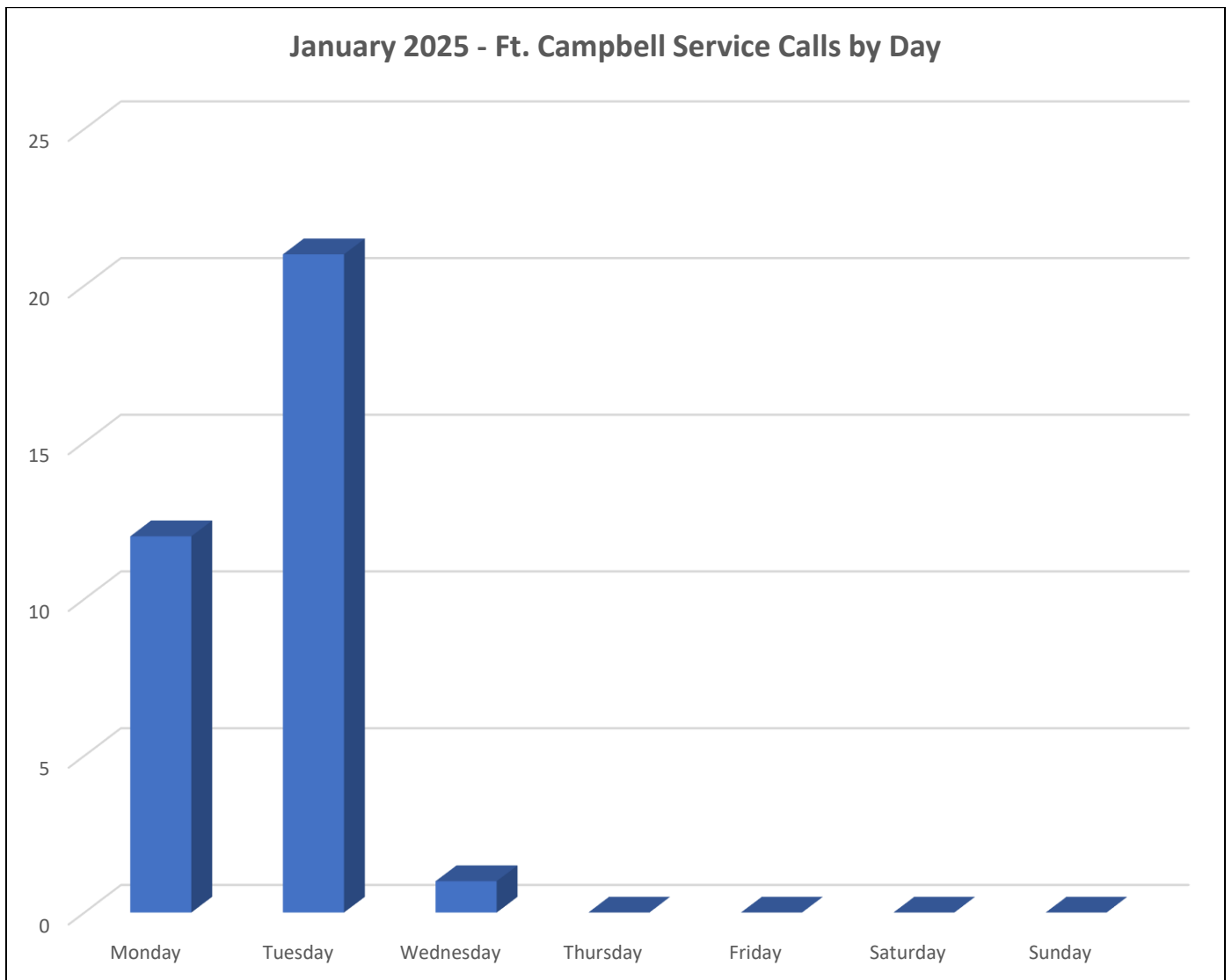
Service Calls by Time of Day	34
6am to 8am	0
8am to 10am	5
10am to 12pm	5
12pm to 2pm	5
2pm to 4pm	8
4pm to 6pm	5
6pm to 8pm	6
8pm to 10pm	0
10pm to 12am	0
12am to 2am	0
2am to 4am	0
4am to 6am	0



January 2025 Ft. Campbell Shelter Report

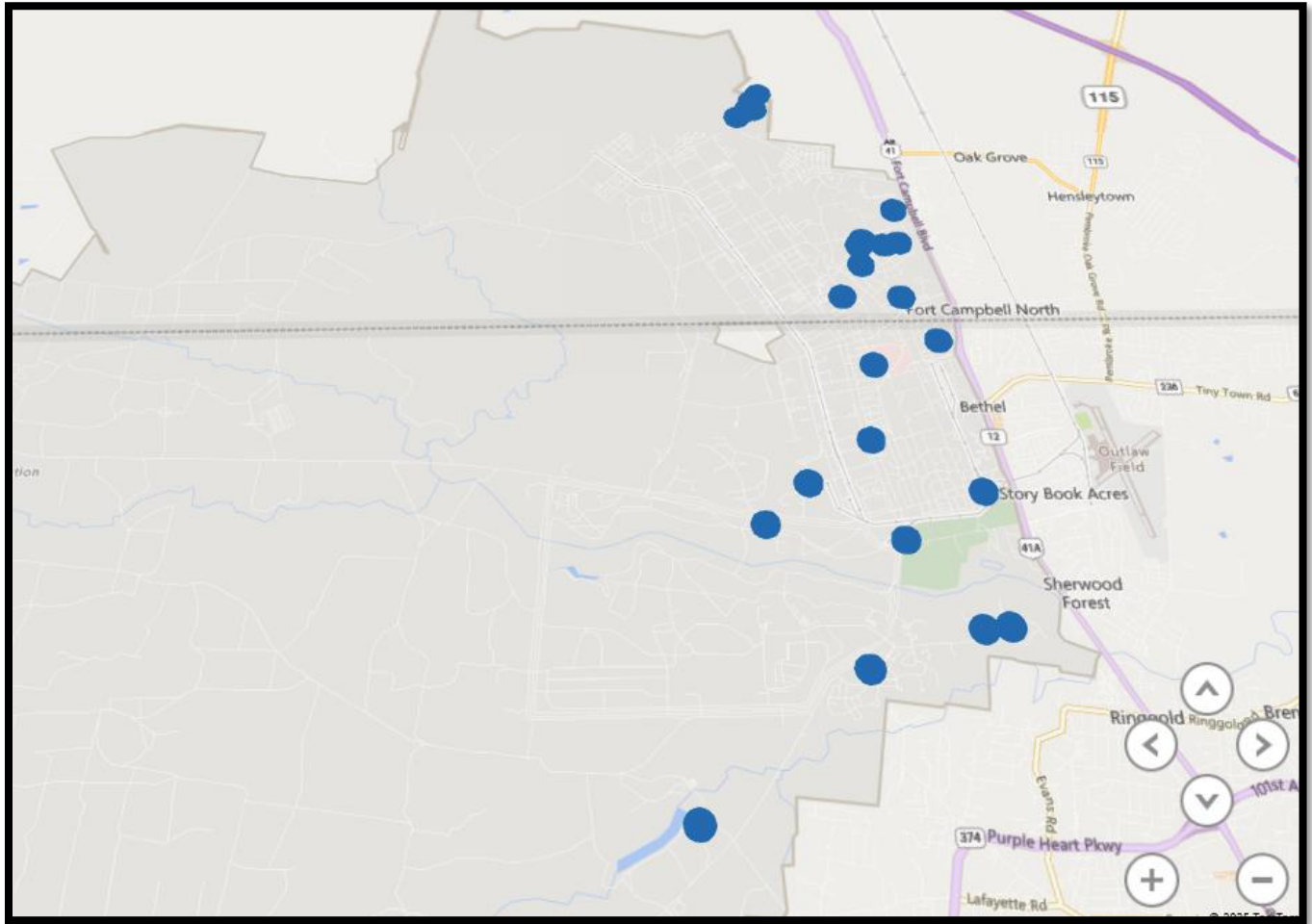
Activity by Day of Week

Service Calls by Day	34
Monday	12
Tuesday	21
Wednesday	1
Thursday	0
Friday	0
Saturday	0
Sunday	0



January 2025 Ft. Campbell Shelter Report

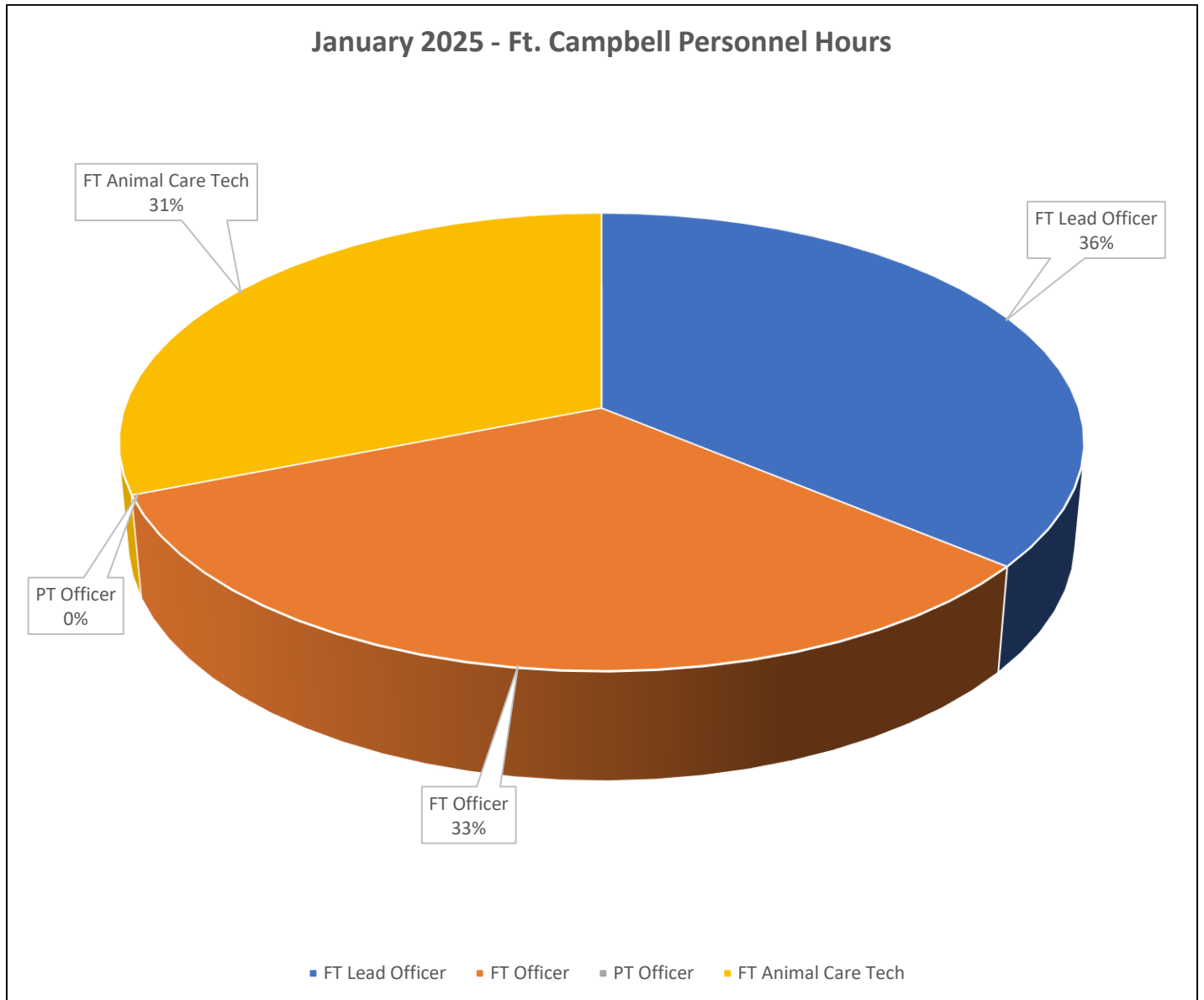
Activity Heat Map



January 2025 Ft. Campbell Shelter Report

Personnel Staffing Hours

Personnel Hours	
FT Lead Animal Control Officer	226
FT Animal Control Officer	206.50
PT Animal Control Officer	0
FT Animal Care Tech	194.25



2025 Totals

Activity	Jan.	Feb.	Mar.	Apr.	May	Jun.	Jul.	Aug.	Sep.	Oct.	Nov.	Dec.	Total	2023	% Change
Owner Surrenders	6														
Intakes	36														
Stray Dog	16														
Stray Cat	6														
Calls for Service	34														
Euthanasia dog	1														
Euthanasia Cat	0														
Microchips Issued	18														
Adoptions	13														
Rescue/Transfer	6														
Incoming Phone Calls	--	--	--	--	--	--	--	--	--	--	--		--	--	

Live Release Rate%	Jan.	Feb.	Mar.	Apr.	May	Jun.	Jul.	Aug.	Sep.	Oct.	Nov.	Dec.	Total	2022	% Change
Dogs	93%														
Cats	100%														
Total Live Release	96%														

2024 Totals

Activity	Jan.	Feb.	Mar.	Apr.	May	Jun.	Jul.	Aug.	Sep.	Oct.	Nov.	Dec.	Total	2023	% Change
Owner Surrenders	1	0	0	2	0	0	1	0	0	1	0	1	6	0	
Intakes	31	21	35	46	34	40	40	63	26	45	39	27	368	405	-9%
Stray Dog	19	10	30	29	18	13	18	14	14	19	24	14	185	168	9%
Stray Cat	9	5	2	9	7	15	18	26	6	16	6	7	133	156	-14%
Calls for Service	25	35	54	51	45	30	35	34	38	49	35	34	400	453	-11%
Euthanasia dog	0	4	0	1	1	3	4	2	4	2	1	3	21	11	47%
Euthanasia Cat	1	2	0	1	0	1	1	5	0	4	1	0	14	19	-26%
Microchips Issued	16	15	16	18	10	7	11	21	21	17	31	19	164	153	6.7%
Adoptions	14	13	9	11	8	6	10	12	17	10	18	10	114	146	-21.9%
Rescue/Transfer	1	5	3	2	0	0	8	13	1	4	2	4	41	33	19.5%
Incoming Phone Calls	--	--	--	--	--	--	--	--	--	--	--		--	--	

Live Release Rate%	Jan.	Feb.	Mar.	Apr.	May	Jun.	Jul.	Aug.	Sep.	Oct.	Nov.	Dec.	Total	2022	% Change
Dogs	100%	83%	100%	97%	96%	79%	81%	93%	76%	90%	97%	84%	90%		
Cats	92%	75%	100%	75%	100%	75%	92%	58%	100%	67%	80%	100%	84%		
Total Live Release	95%	81%	100%	94%	96%	78%	85%	83%	86%	82%	94%	89%	89%		

2023 Totals

Activity	Jan.	Feb.	Mar.	Apr.	May	Jun.	Jul.	Aug.	Sep.	Oct.	Nov.	Dec.	Total	2022	% Change
Owner Surrenders	0	0	0	0	0	0	0	0	0	0	0	0	0	0	0
Intakes	43	27	26	34	48	36	42	47	57	29	39	31	405	375	7.4%
Stray Dog	13	11	16	14	31	16	22	19	23	10	12	12	168	142	15.4%
Stray Cat	12	6	6	12	13	14	9	16	27	18	22	14	156	107	31.4%

Calls for Service	29	41	48	51	69	51	45	37	40	37	36	38	453	307	32%
Euthanasia dog	2	1	1	1	1	1	1	1	1	1	1	0	11	8	27%
Euthanasia Cat	1	0	1	2	0	1	0	2	4	4	4	0	19	4	78%
Microchips Issued	9	12	17	6	26	15	17	16	19	14	14	14	153	152	.6%
Adoptions	8	9	8	9	18	11	16	15	15	27	13	15	146	101	31%
Rescue/Transfer	2	4	4	2	3	2	0	3	0	6	10	0	33	--	--
Incoming Phone Calls	n/a	n/a	n/a	n/a	n/a	n/a	n/a	n/a	n/a	n/a	n/a	n/a	n/a	--	--

Live Release Rate%	Jan.	Feb.	Mar.	Apr.	May	Jun.	Jul.	Aug.	Sep.	Oct.	Nov.	Dec.	Total	2022	% Change
Dogs	89%	96%	93%	95%	95%	95%	96%	96%	93%	94%	96%	100%	95%	95%	0%
Cats	92%	100%	91%	60%	100%	88%	100%	80%	80%	83%	75%	100%	87.4%	94%	-7.5%
Total Live Release	90%	98%	92%	90%	96%	93%	97%	91%	86%	87.5%	88%	100%	92.4%	94%	-1.7%