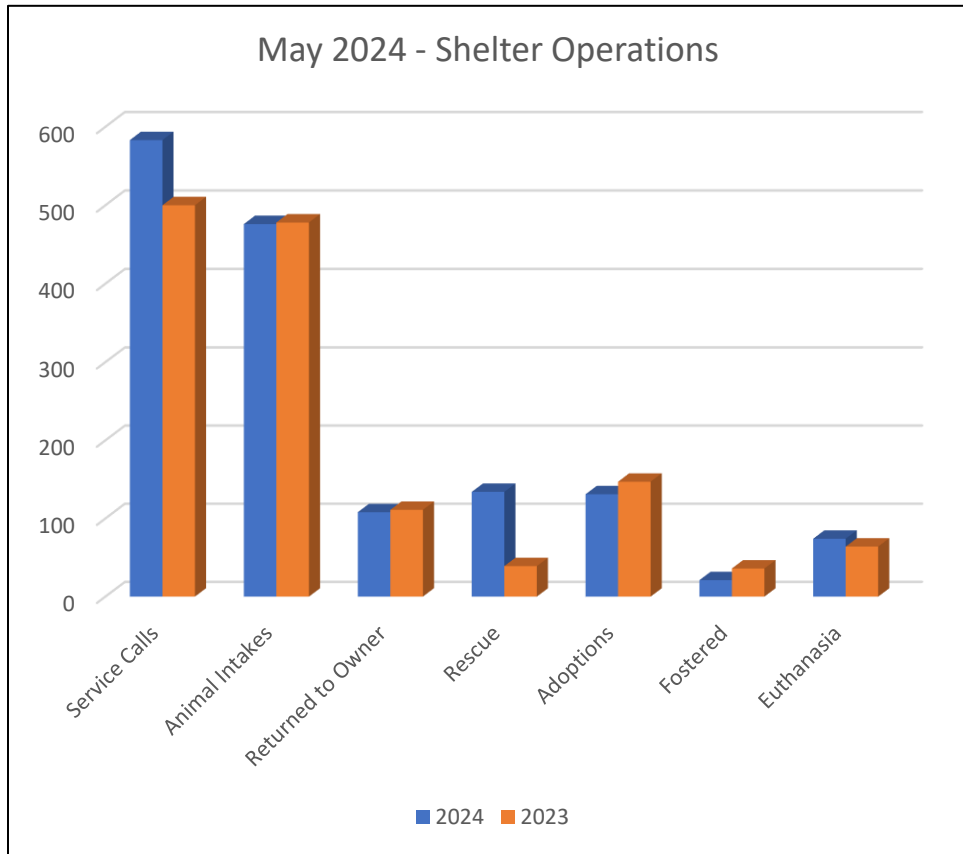




# May 2024 Shelter Report

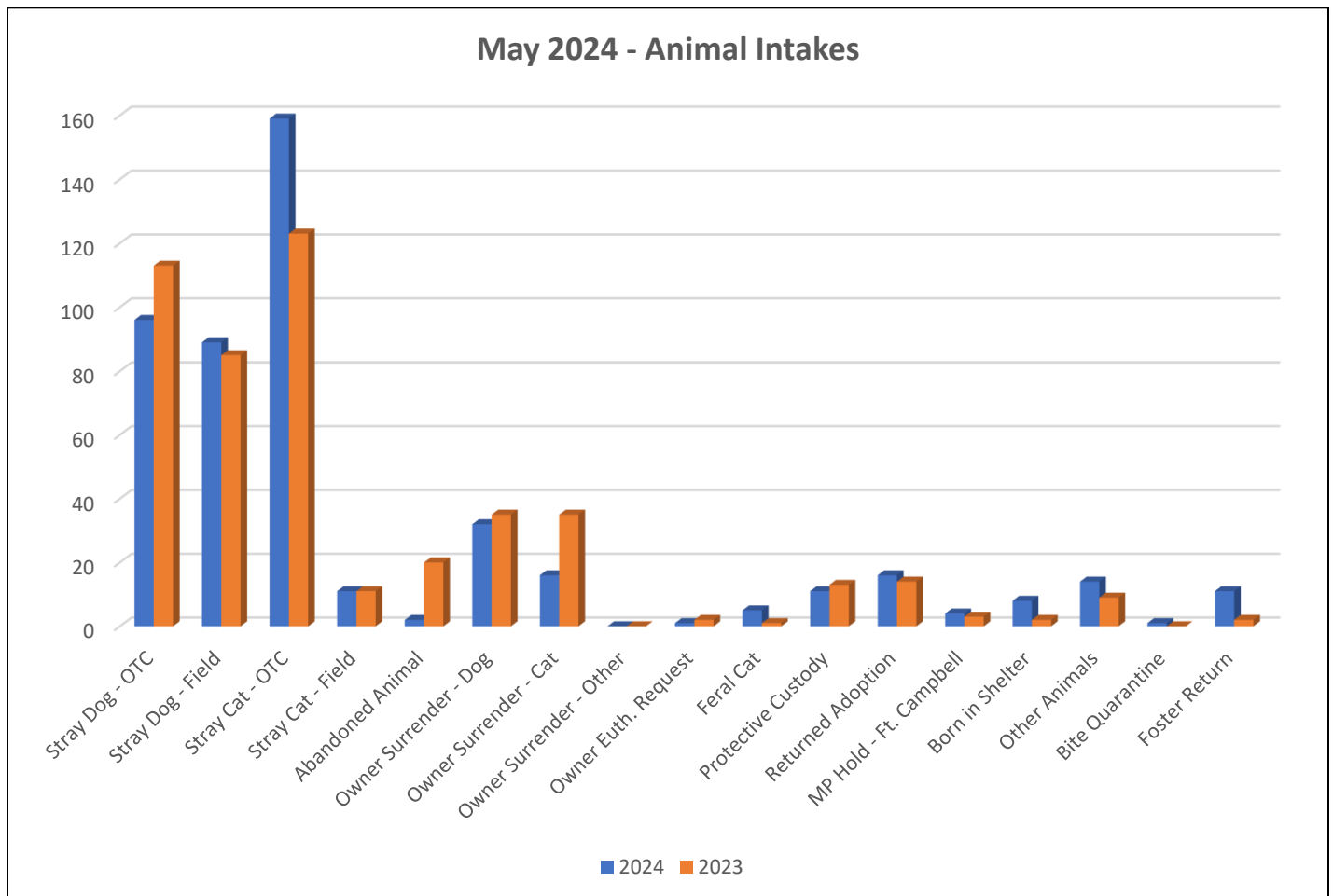
May 2024	
<b>Activity Calls</b>	<b>583</b>
<b>Animal Intakes</b>	<b>476</b>
Dogs	248
Cats	214
Other	14
<b>Incoming Per Day</b>	<b>18.3</b>
<b>Returned to Owner</b>	<b>108</b>
Dogs – In Field	9
Cats – In Field	0
Dogs – From Shelter	92
Cats – From Shelter	7
<b>Rescue Transfers</b>	<b>134</b>
Dogs Transferred	13
Cats Transferred	113
Other	8
<b>Animals Adopted</b>	<b>131</b>
Dogs Adopted	85
Cats Adopted	44
Other Animals	2
<b>Fostered</b>	<b>21</b>
Dogs Fostered	6
Cats Fostered	15
<b>Euthanasia</b>	<b>74</b>
Dogs Euthanized	56
Cats Euthanized	18
<b>TNR/Returned to Field</b>	<b>0</b>
<b>Visitors to Shelter</b>	<b>1,120</b>
Avg. Visitors per Day	56
<b>Incoming Phone Calls</b>	<b>2,296</b>
Avg. Calls per Day	96



# May 2024 Shelter Report

## Animal Intake Reasons

Intake Reasons	476
Stray Dog – OTC	96
Stray Dog – Field	89
Stray Cat – OTC	159
Stray Cat – Field	11
Abandoned Animal	2
Owner Surrender – Dog	32
Owner Surrender - Cat	16
Owner Surrender - Other	0
Owner Euth. Request	1
Feral Cat	5
Protective Custody	11
Returned Adoption	16
MP Hold – Ft. Campbell	4
Born in Shelter	8
Foster Returned	11
Other Animals	14
Bite Quarantine	1

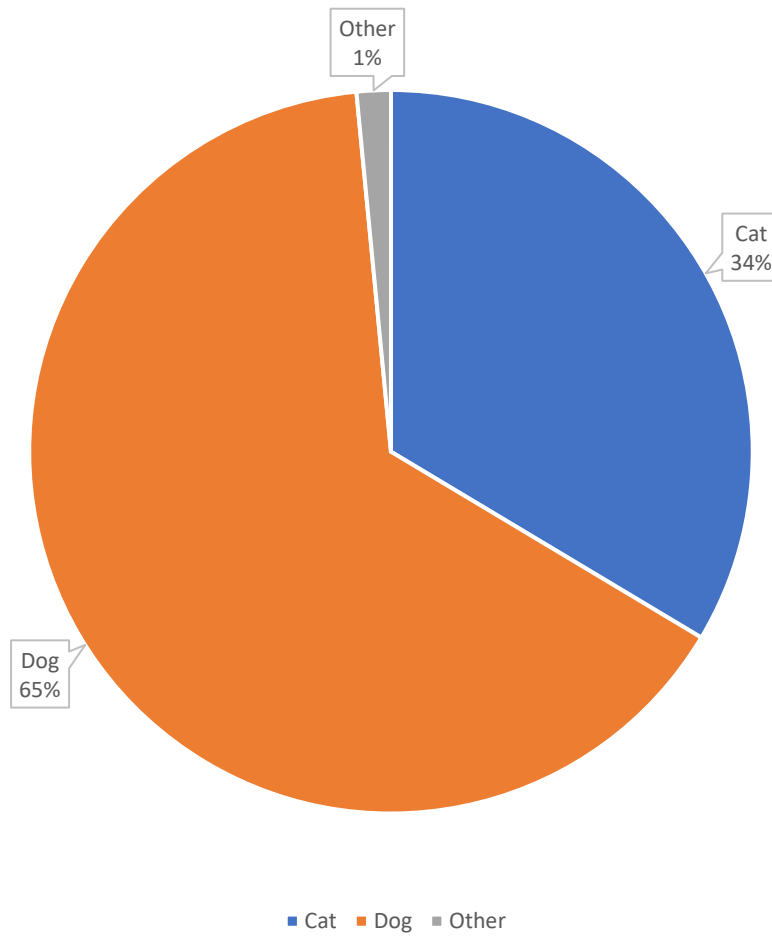


# May 2024 Shelter Report

## Animal Adoptions

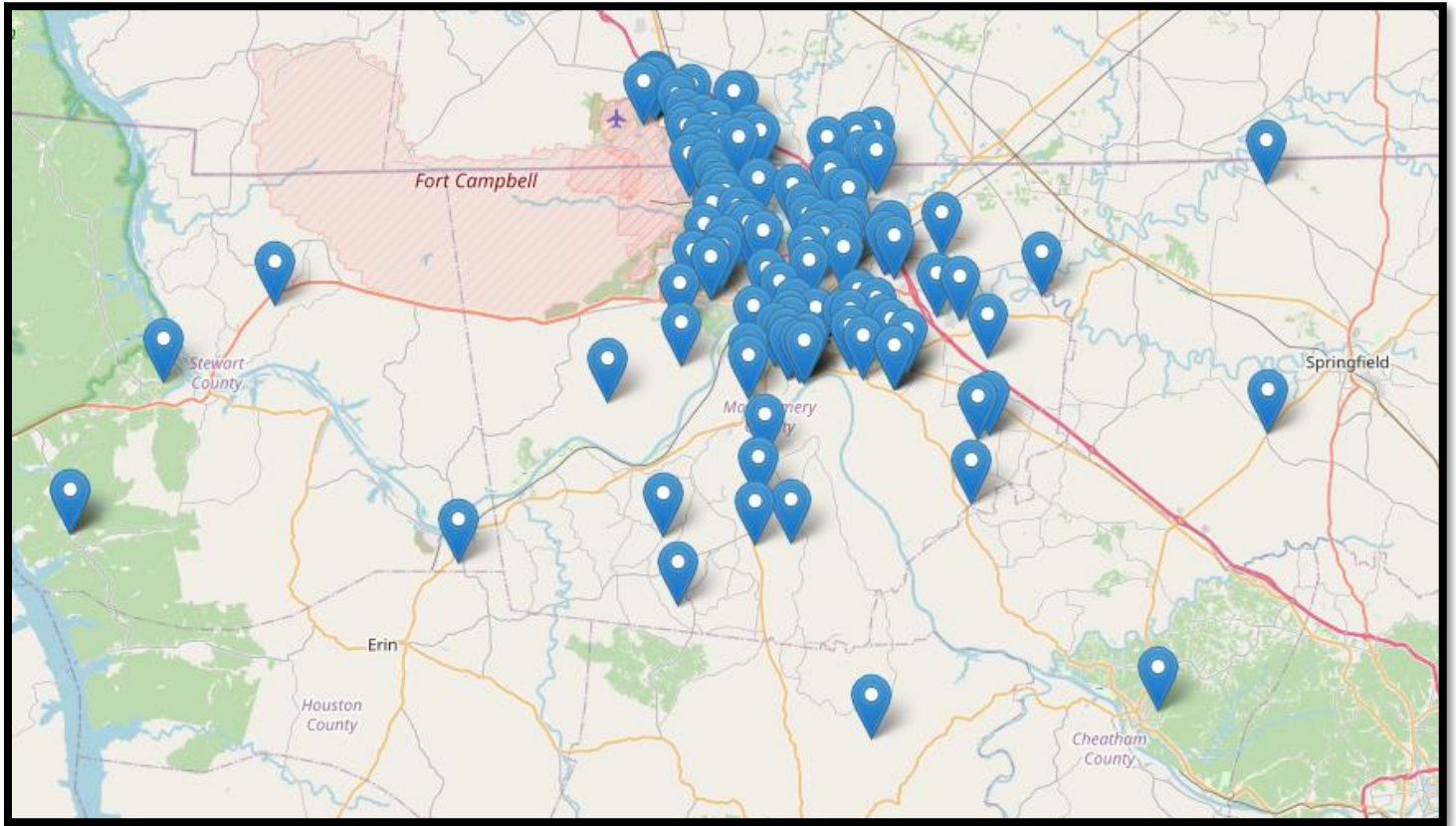
Adoptions	131
Dogs/Puppies	85
Cats/Kittens	44
Other Animals	2

May 2024 - Animal Adoptions



# May 2024 Shelter Report

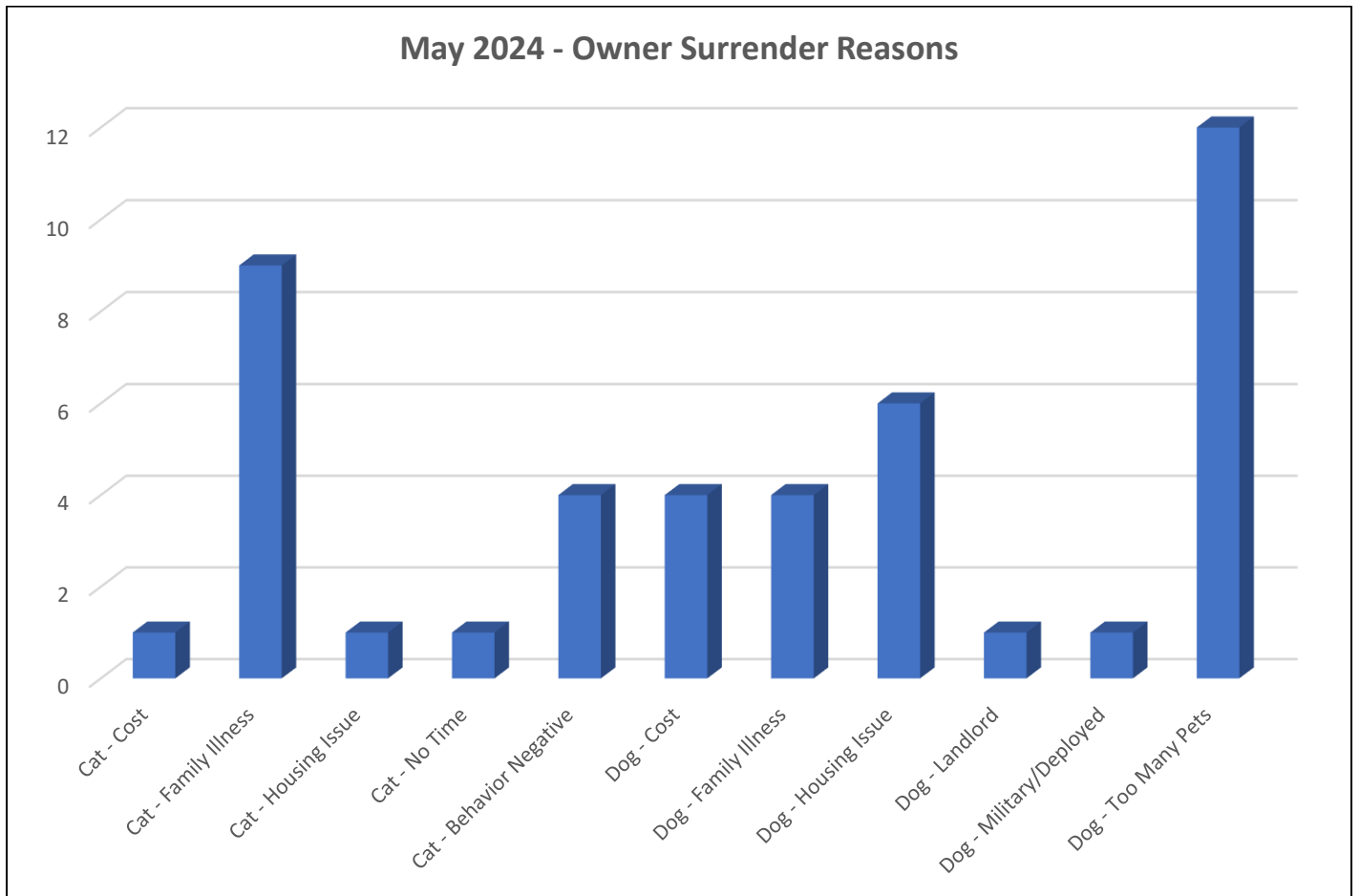
## Adoptions Map



# May 2024 Shelter Report

## Owner Surrenders

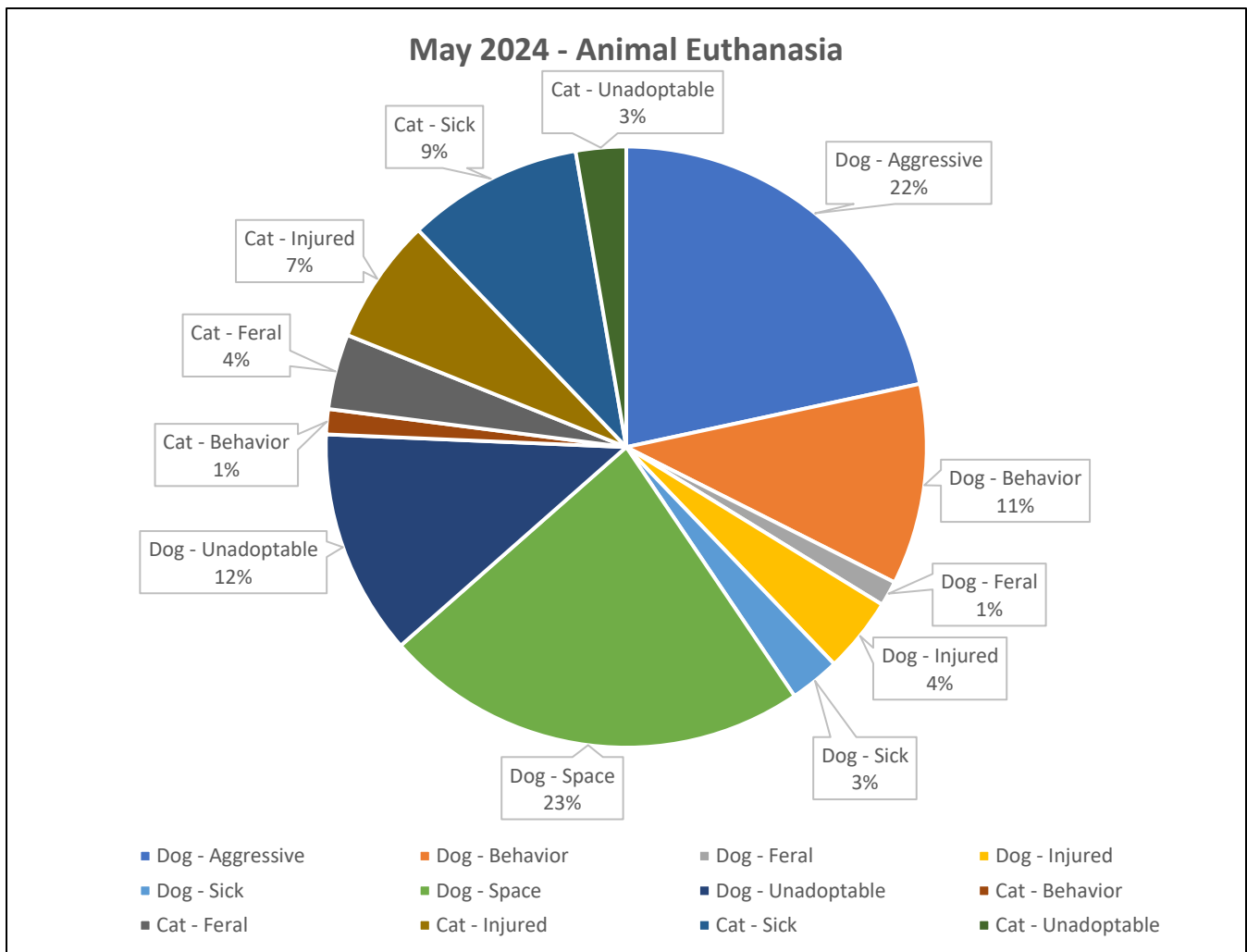
Owner Surrender Reason	44
Cat – Cost	1
Cat – Family Illness	9
Cat – Housing Issue	1
Cat – Behavior Negative	4
Cat – No Time	1
Dog – Cost	4
Dog – Family Illness	4
Dog – Housing Issues	6
Dog – Landlord	1
Dog – Military/Deployed	1
Dog – Too Many Animals	12



# May 2024 Shelter Report

## Euthanasia

Animal Euthanasia	74
<b>Dogs/Puppies</b>	<b>56</b>
Aggressive	16
Behavior	8
Sick	2
Injured	3
Unadoptable	9
Feral	1
Space	17
<b>Cats/Kittens</b>	<b>18</b>
Feral	3
Injured	5
Aggressive	0
Sick	7
Unadoptable	2
Behavior	1

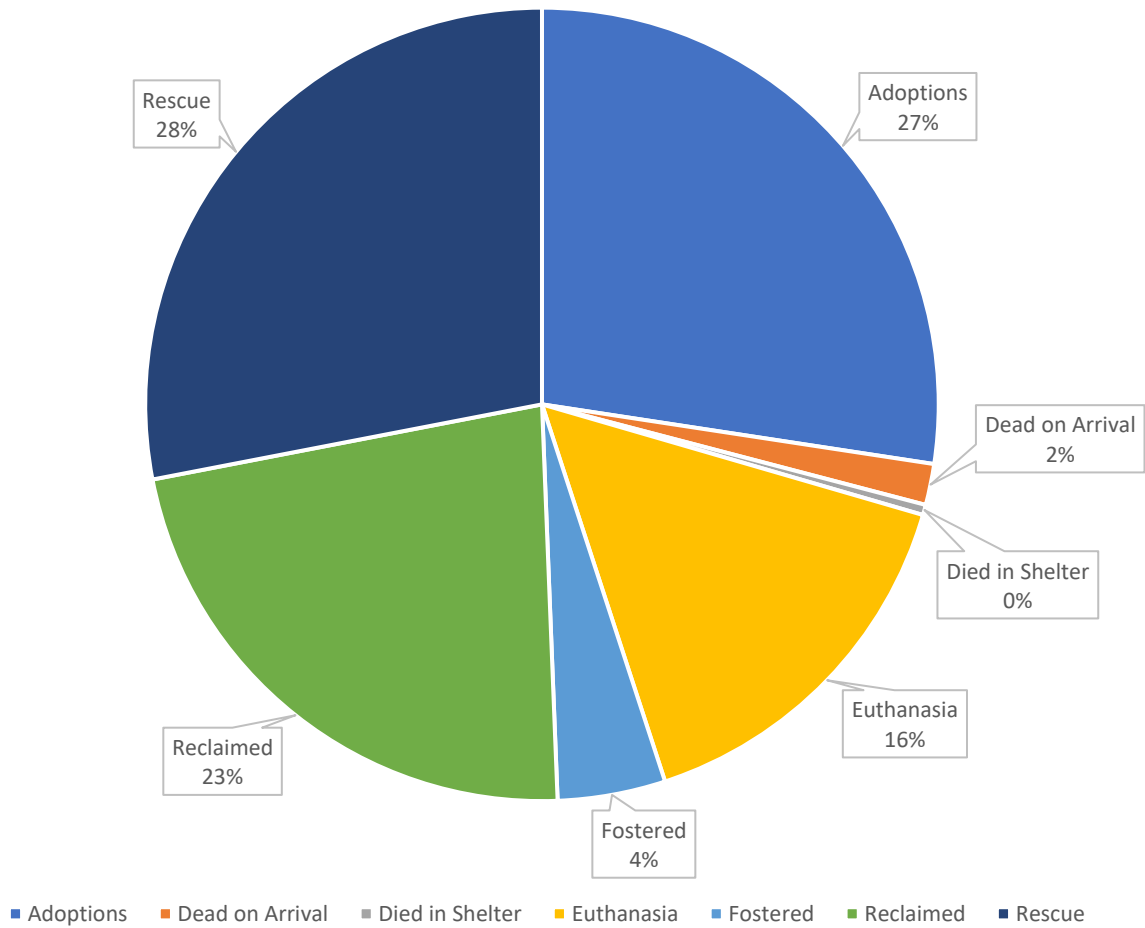


# May 2024 Shelter Report

## Outcomes

Animal Outcomes	478
Adoptions	131
Dead on Arrival	8
Died in Shelter	2
Escaped	0
Euthanasia	74
Offsite	0
Fostered	21
Reclaimed	108
RTF/TNR	0
Rescue	134

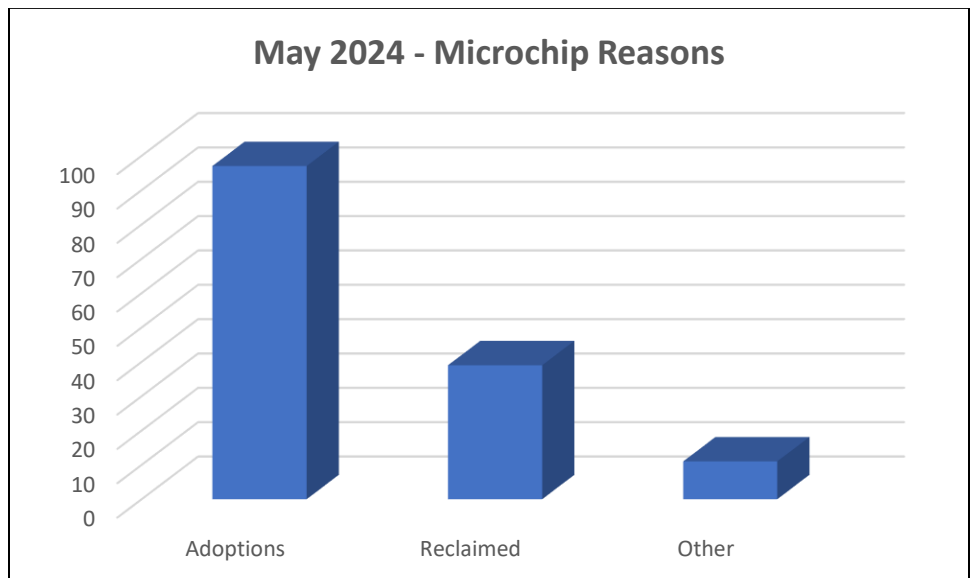
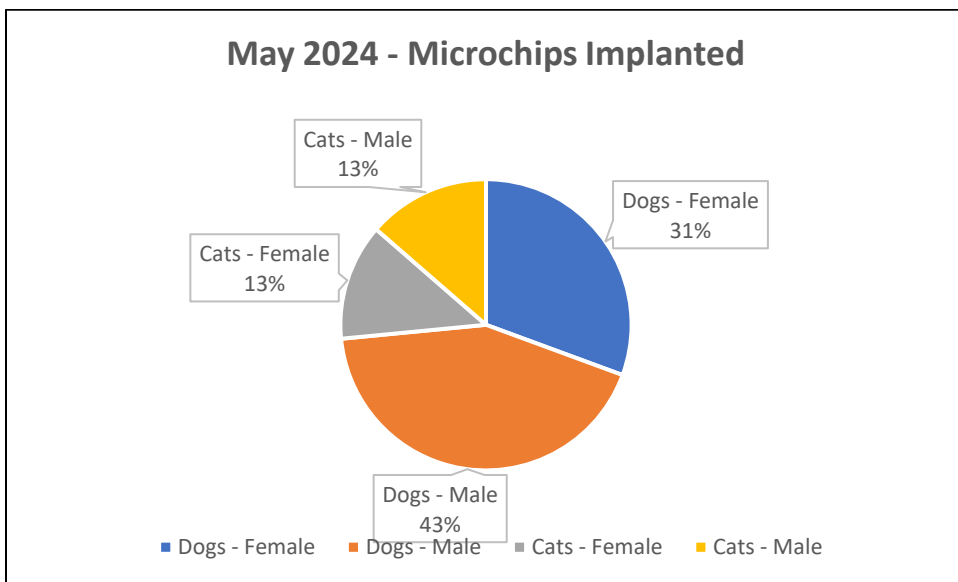
May 2024 - Shelter Animal Outcomes



# May 2024 Shelter Report

## Microchips Issued

Microchips Implanted	137
Dogs – Female	45
Dogs – Male	63
Cats – Female	19
Cats – Male	20
Adoptions	97
Reclaimed	39
Other	11
Event	0

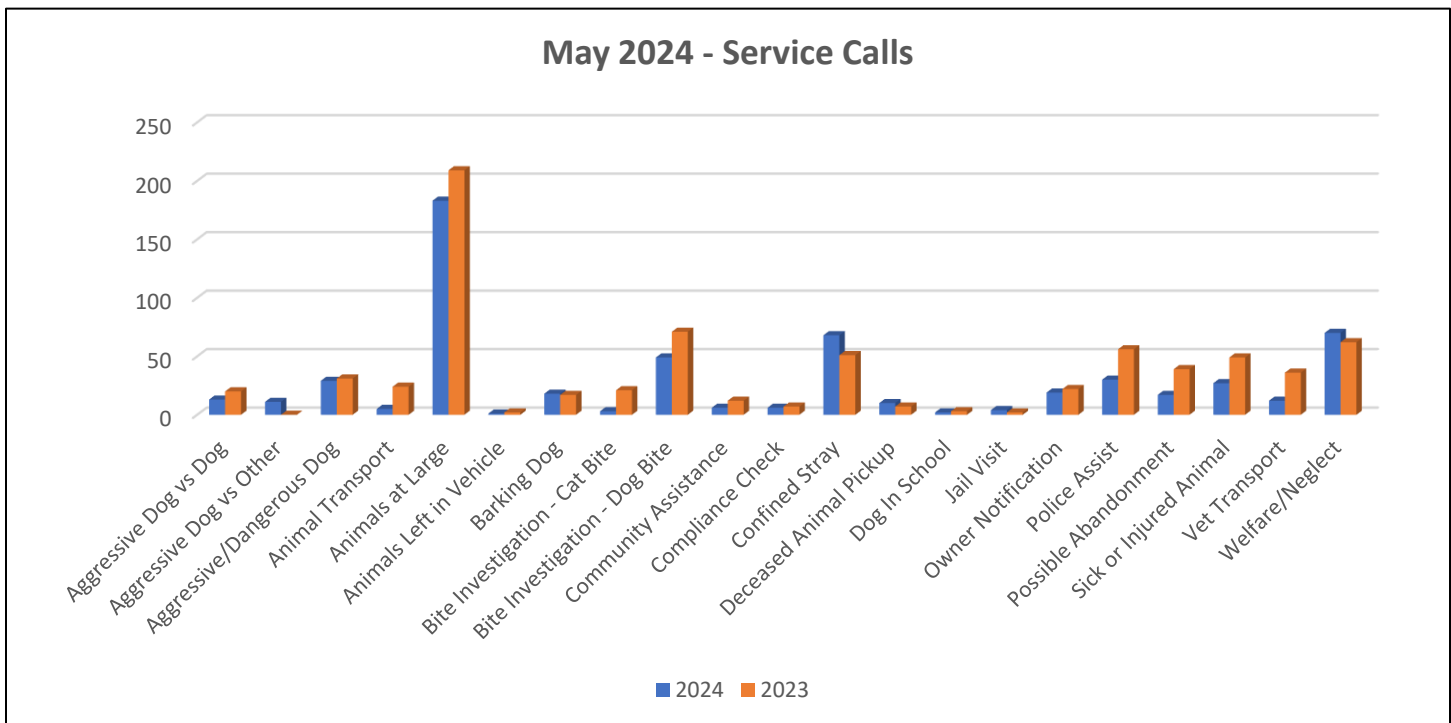




# May 2024 Shelter Report

## Activity Calls

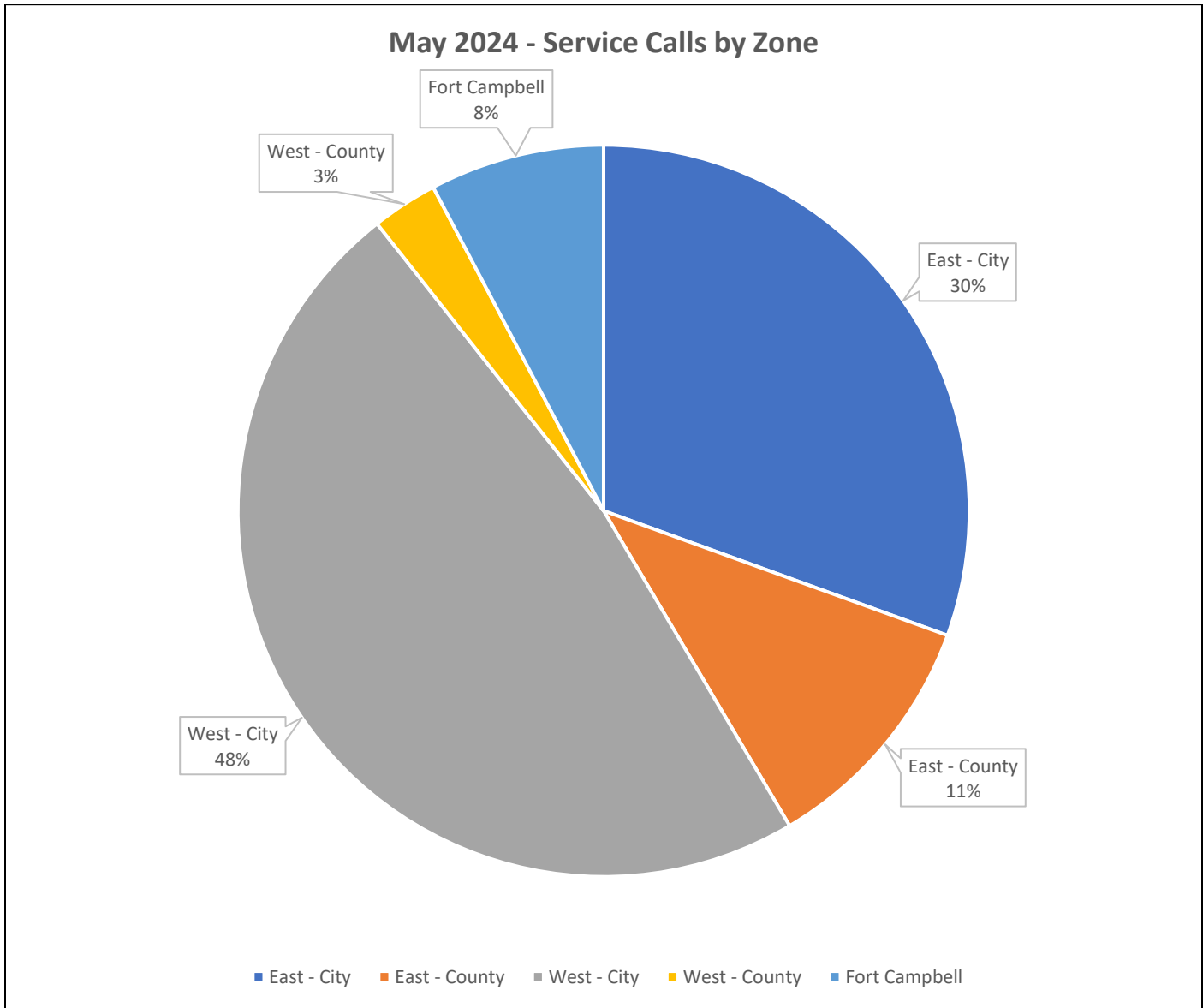
Service Calls	583
Aggressive Dog Vs Dog	13
Aggressive/Dangerous Dog	29
Aggressive Dog Vs. Other	11
Animal Transport	5
Animal Left in Vehicle	1
Animals at Large	183
Barking Dog	18
Bites involving Cats	3
Bites involving Dogs	49
Bites Other Animals	0
Community Assistance	6
Compliance Check	6
Confined Stray	68
Dog in School	2
Deceased Animal Pick Up	10
Jail Visit	4
Owner Notification	19
Police Assist	30
Possible Abandonment	17
Possibly Rabid Animal	0
Set Trap	0
Sick or Injured Animal	27
Vet Transport	12
Welfare or Neglect Complaint	70



# May 2024 Shelter Report

## Activity Calls by Zones

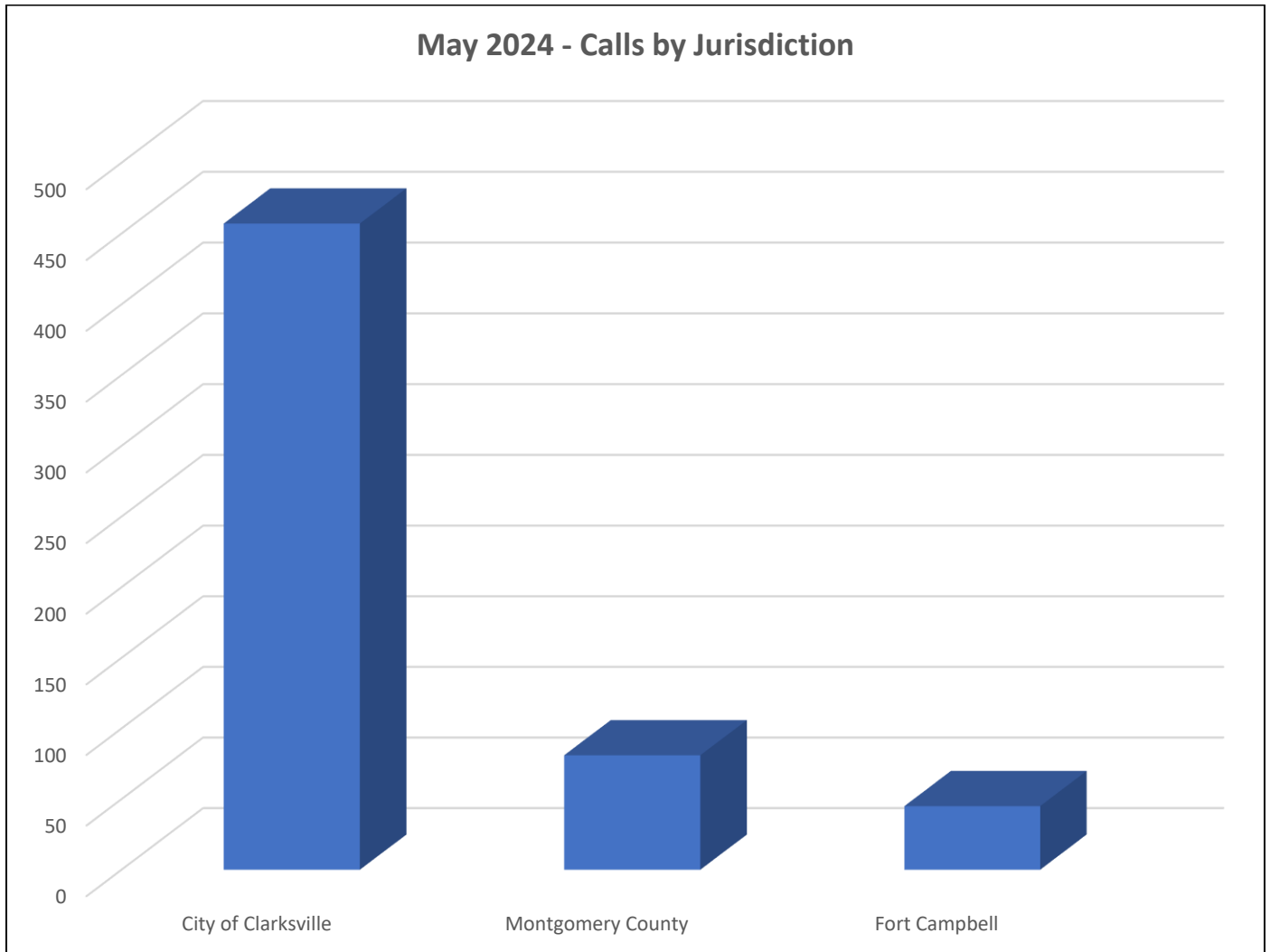
Service Calls by Zone	583
East City	178
East County	64
West City	279
West County	17
Ft. Campbell	45
Other	0



# May 2024 Shelter Report

## Activity Calls by Jurisdiction

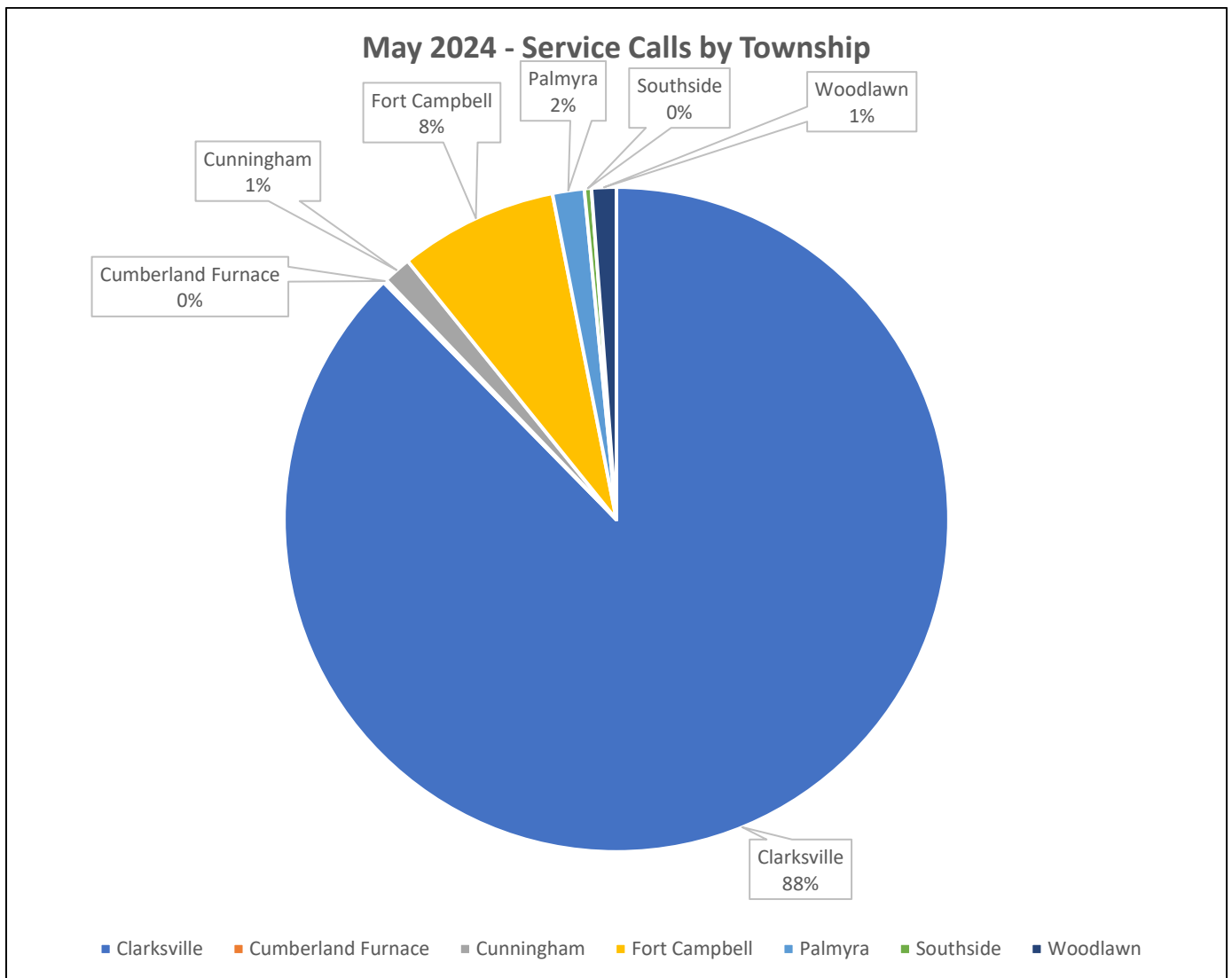
Service Calls by Jurisdiction	583
City of Clarksville	457
Montgomery County	81
Ft. Campbell	45
Out of County	0



# May 2024 Shelter Report

## Activity Calls by Townships

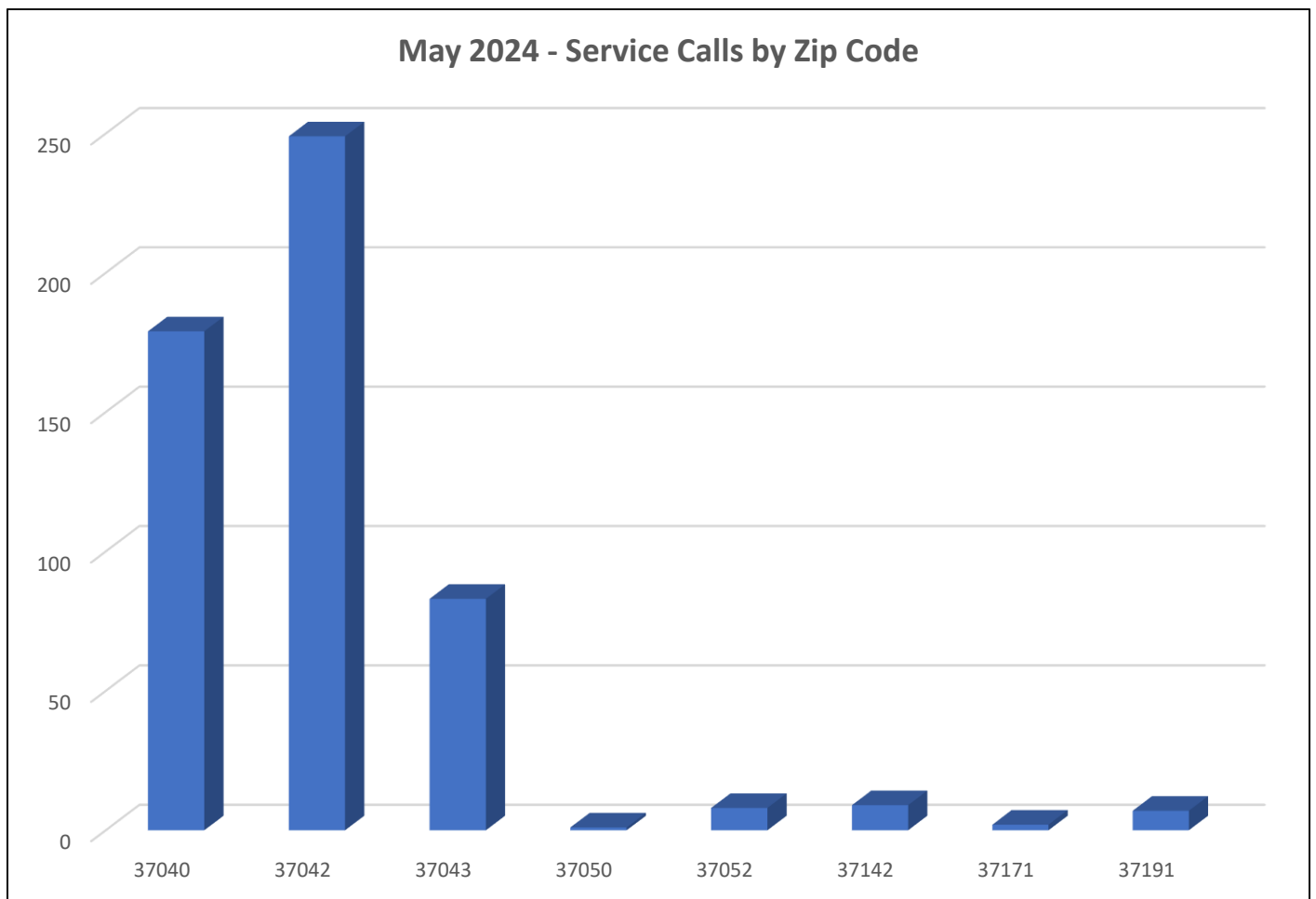
Service Calls by Township	609
Adams	0
Clarksville	536
Cumberland Furnace	0
Cumberland City	0
Cunningham	3
Fort Campbell	51
Indian Mound	0
Palmyra	5
Southside	0
Woodlawn	14
Other	0



# May 2024 Shelter Report

## Service Calls by Zip Code

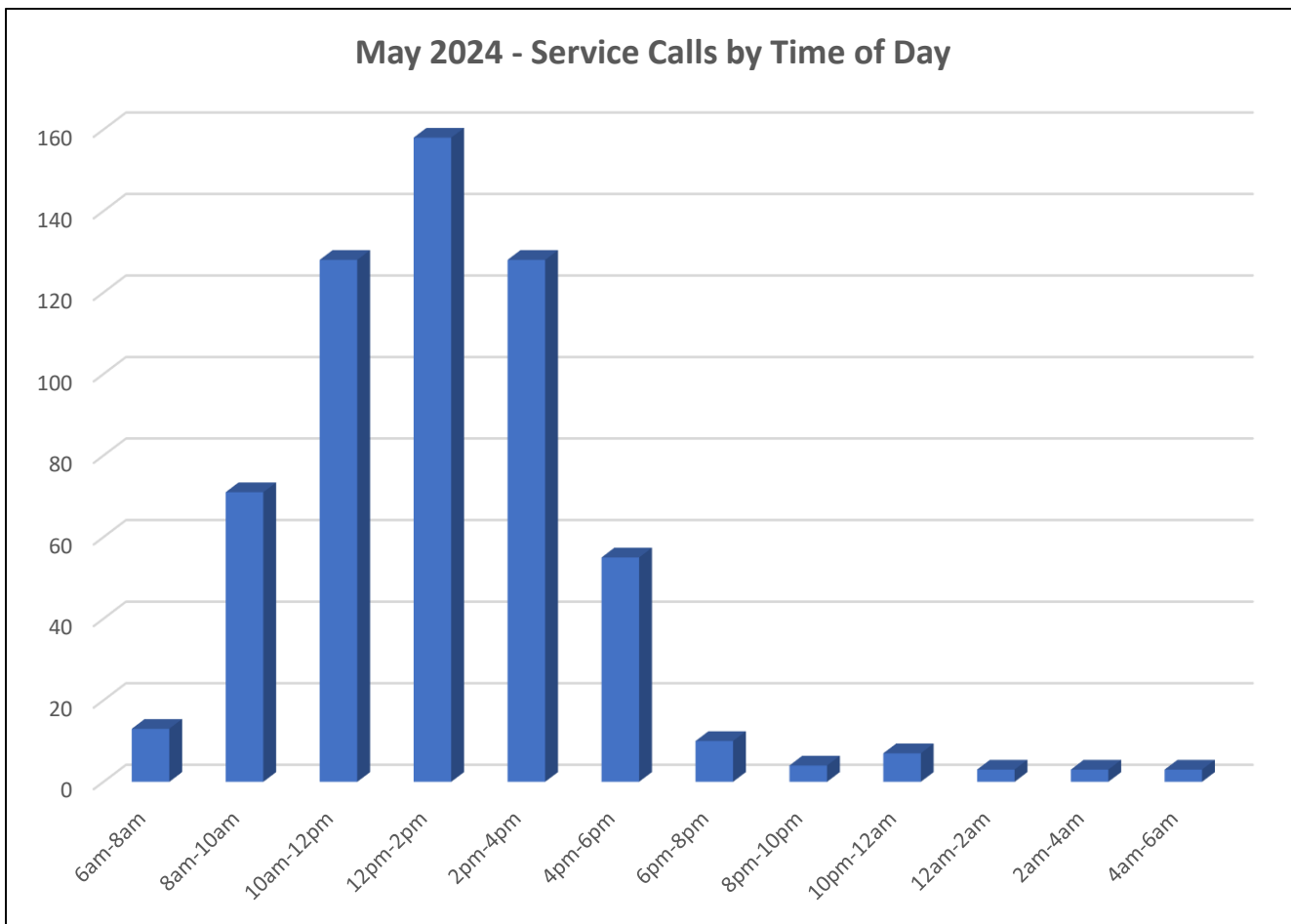
Service Calls Outcomes	583
37010	0
37040	179
37042	249
37043	86
37050	1
37051	0
37052	8
37079	0
37091	0
37142	9
37171	2
37191	7
42223	45
42240	0



# May 2024 Shelter Report

## Activity by Time of Day

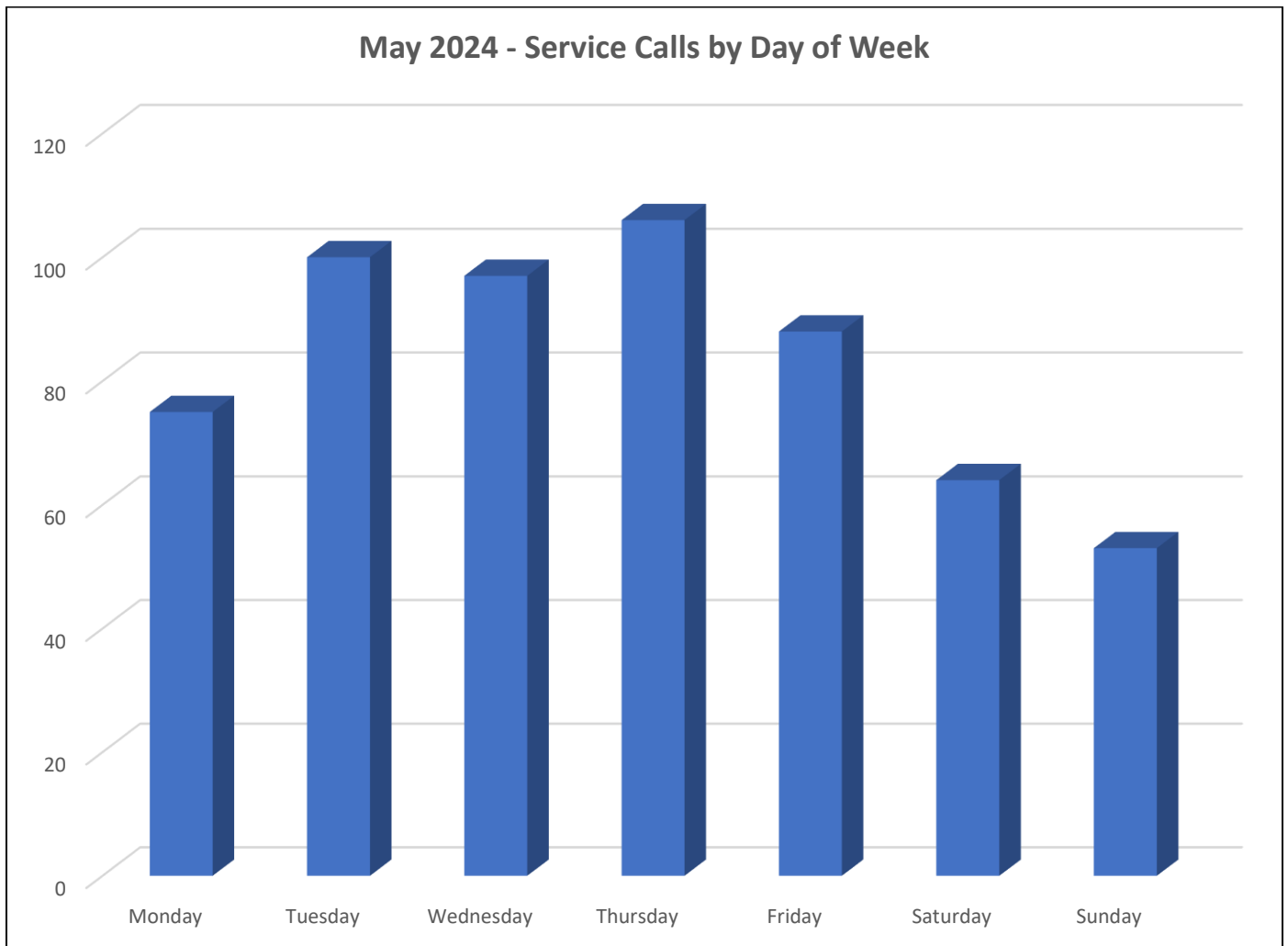
Service Calls by Time of Day	583
6am to 8am	13
8am to 10am	71
10am to 12pm	128
12pm to 2pm	158
2pm to 4pm	128
4pm to 6pm	55
6pm to 8pm	10
8pm to 10pm	4
10pm to 12am	7
12am to 2am	3
2am to 4am	3
4am to 6am	3



# May 2024 Shelter Report

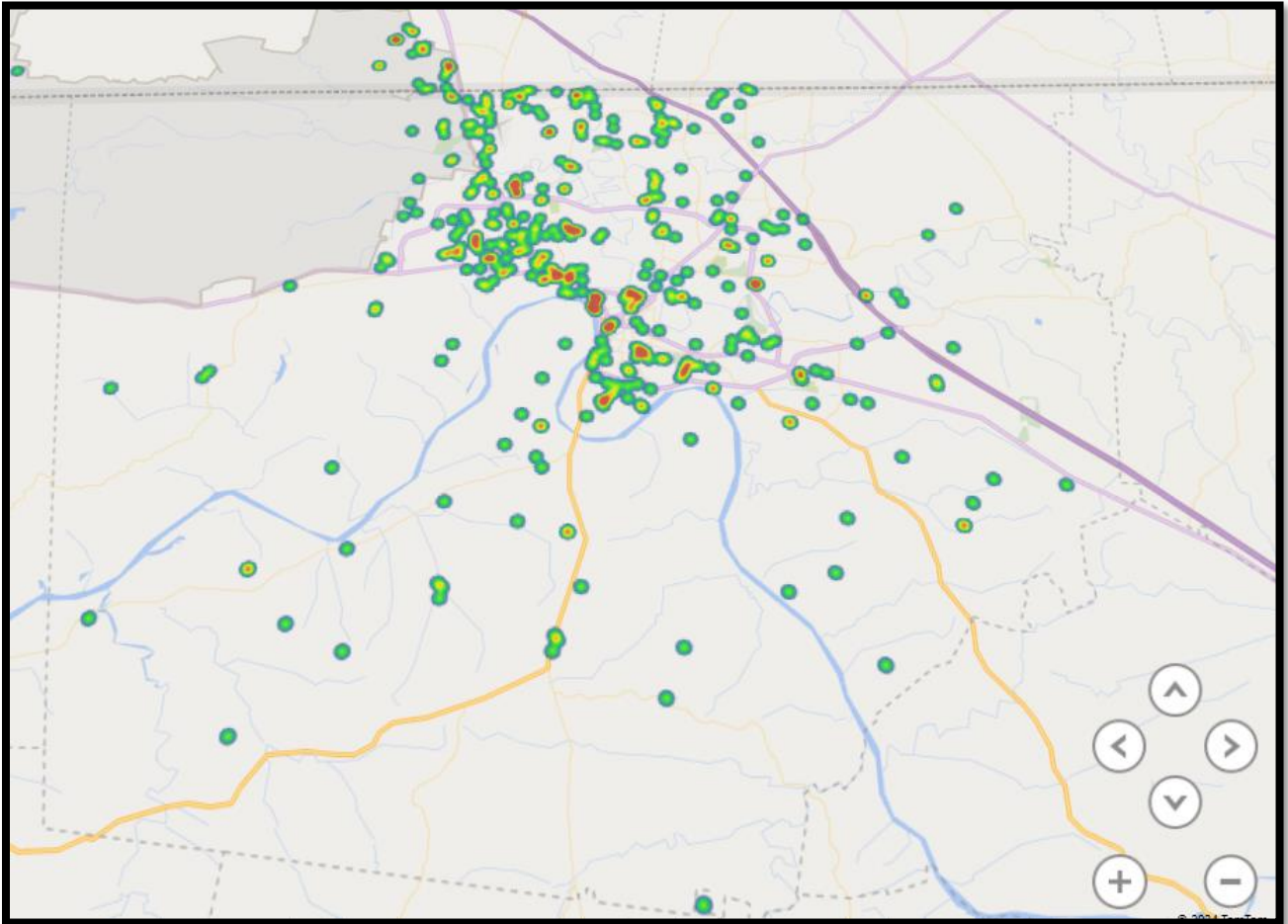
## Activity by Day of Week

Service Calls by Day	609
Monday	122
Tuesday	104
Wednesday	92
Thursday	107
Friday	111
Saturday	41
Sunday	32



# May 2024 Shelter Report

## Activity Heat Map



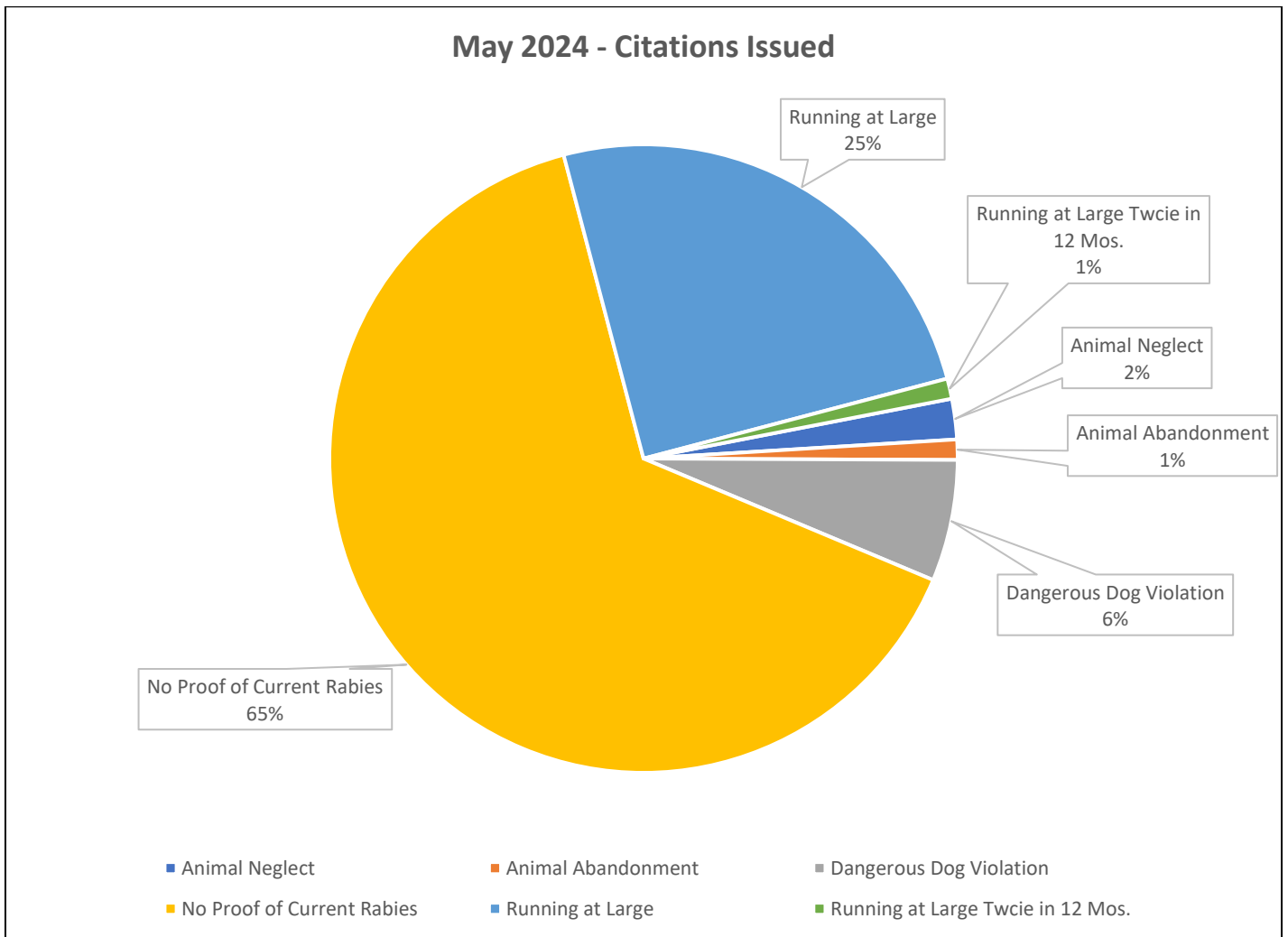


# May 2024 Shelter Report

## Citations Issued

Citations Issued	96
Animal Neglect	2
Animal Abandonment	1
Dangerous Dog Violation	6
No Proof of Current Rabies	62
Running at Large	24
Running at Large Twice in 12 Months	1

Citation Outcomes	96
Sent to General Sessions	53
Rectified Prior to Court	27
Pending	7
Warning Citation	9



## 2024 Totals

Activity	Jan.	Feb.	Mar.	Apr.	May	Jun.	Jul.	Aug.	Sep.	Oct.	Nov.	Dec.	Total	2023	Trend	% Change
<b>Owner Surrenders</b>	52	44	29	56	44								225	661	540	
<b>Intakes</b>	340	329	336	411	476								1892	4,438	4,540	
<b>Stray Dog</b>	166	178	167	156	185								852	1,792	2,044	
<b>Stray Cat</b>	63	64	74	107	170								478	1,411	1,147	
<b>Calls for Service</b>	540	554	623	609	583								2909	7,130	6,981	
<b>Euthanasia dog</b>	37	54	15	28	56								190	419	456	
<b>Euthanasia Cat</b>	10	16	9	26	18								79	383	190	
<b>Microchips Issued</b>	152	102	149	150	137								690	1,438	1,656	
<b>Adoptions</b>	141	122	155	129	131								678	1,607	1,627	
<b>Rescue/Transfer</b>	53	54	57	79	134								377	972	904	
<b>Incoming Phone Calls</b>	1,926	2,200	2,421	2,507	2,296								11,350	26,816	27,240	
<b>Visitors</b>	1,081	1,364	1,411	941	1,120								5917		14,200	

Live Release Rate%	Jan.	Feb.	Mar.	Apr.	May	Jun.	Jul.	Aug.	Sep.	Oct.	Nov.	Dec.	Total	2023	% Change
<b>Dogs</b>	76%	76%	93%	88%	79%									82.5%	
<b>Cats</b>	89%	80%	91%	81%	91%									87%	
<b>Total Live Release</b>	80%	77%	92%	85%	84%									84%	

## 2023 Totals

Activity	Jan.	Feb.	Mar.	Apr.	May	Jun.	Jul.	Aug.	Sep.	Oct.	Nov.	Dec.	Total	2022	% Change
<b>Owner Surrenders</b>	49	50	56	63	70	41	52	44	41	30	32	36	564	661	-14.6%
<b>Intakes</b>	348	334	354	386	478	427	426	412	419	450	379	319	4,732	4,438	6.2%
<b>Stray Dog</b>	148	139	179	172	198	166	185	170	161	162	163	134	1,977	1,792	9.3%
<b>Stray Cat</b>	85	74	57	101	134	141	114	131	164	152	116	85	1,654	1,411	14.6%
<b>Calls for Service</b>	641	609	745	703	742	667	555	601	561	556	519	522	7,421	7,130	4%
<b>Euthanasia dog</b>	42	34	47	46	48	66	60	53	59	53	47	28	553	419	30%
<b>Euthanasia Cat</b>	15	15	21	17	16	34	61	52	48	57	29	15	380	383	.7%
<b>Microchips Issued</b>	109	123	123	124	160	131	140	110	132	182	154	143	1,631	1,438	11.8%
<b>Adoptions</b>	122	130	121	106	147	131	144	113	138	171	152	133	1,608	1,607	-.2%
<b>Rescue/Transfer</b>	68	44	54	70	39	52	23	38	51	51	36	47	573	972	-41%
<b>Incoming Phone Calls</b>	2,347	1,913	2,345	2,225	2,540	2,246	2,266	2,454	2,131	2,257	1,967	2,125	26,816	--	--

Live Release Rate%	Jan.	Feb.	Mar.	Apr.	May	Jun.	Jul.	Aug.	Sep.	Oct.	Nov.	Dec.	Total	2022	% Change
<b>Dogs</b>	89%	83%	81%	80%	82%	71%	75%	74%	67%	75%	80%	76%	78%	84%	-9%
<b>Cats</b>	91%	84%	78%	83%	85%	72%	57%	54%	71%	69%	80%	88%	76%	72%	5.2%
<b>Total Live Release</b>	90%	83%	80%	81%	82%	71%	68%	67%	69%	72%	80%	82%	77%	80%	-3.7%

## 2022 Totals

Activity	Jan.	Feb.	Mar.	Apr.	May	Jun.	Jul.	Aug.	Sep.	Oct.	Nov.	Dec.	Total	2021	% Change
<b>Owner Surrenders</b>	31	110	75	41	31	56	36	47	54	48	49	52	661	633	4%
<b>Intakes</b>	234	320	329	313	384	396	313	508	456	434	369	382	4,438	3,761	15%
<b>Stray Dog</b>	114	109	150	108	119	129	158	202	171	153	166	192	1,792	1,435	20%
<b>Stray Cat</b>	67	47	80	129	195	175	91	177	164	146	78	62	1,411	1,065	25%
<b>Calls for Service</b>	397	409	614	615	592	628	637	649	630	642	636	681	7,130	5,328	25%
<b>Euthanasia dog</b>	19	32	27	21	24	35	36	64	55	27	50	64	419	232	45%
<b>Euthanasia Cat</b>	11	27	30	18	29	84	42	52	73	66	46	18	383	350	8%
<b>Microchips Issued</b>	128	99	150	123	140	144	193	172	128	170	135		1,438	1,636	-12%
<b>Adoptions</b>	137	99	142	122	110	142	184	187	141	186	122	177	1,607	1,523	5%
<b>Rescue/Transfer</b>	60	68	75	131	77	68	35	85	83	63	46	67	790	972	-18%
<b>Incoming Phone Calls</b>	**	**	**	**	**	**	**	**	**	2,400	2,192	2,155	6,747	---	---

Live Release Rate%	Jan.	Feb.	Mar.	Apr.	May	Jun.	Jul.	Aug.	Sep.	Oct.	Nov.	Dec.	Total	2021	% Change
<b>Dogs</b>	89.4%	83%	87%	91%	88%	85%	86%	76%	76%	89%	76%	77%	84%	86%	-2%
<b>Cats</b>	90%	73%	75%	88%	78%	54%	71%	71%	56%	65%	60%	87%	72%	72%	0%
<b>Total Live Release</b>	89.4%	80%	83%	90%	84%	72%	80%	74%	67%	78%	71%	81%	80%	85%	-5%