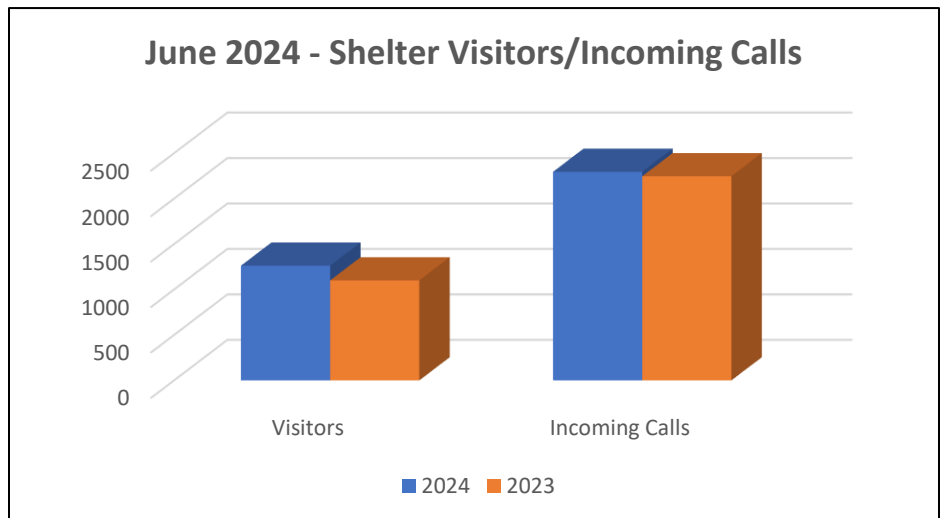
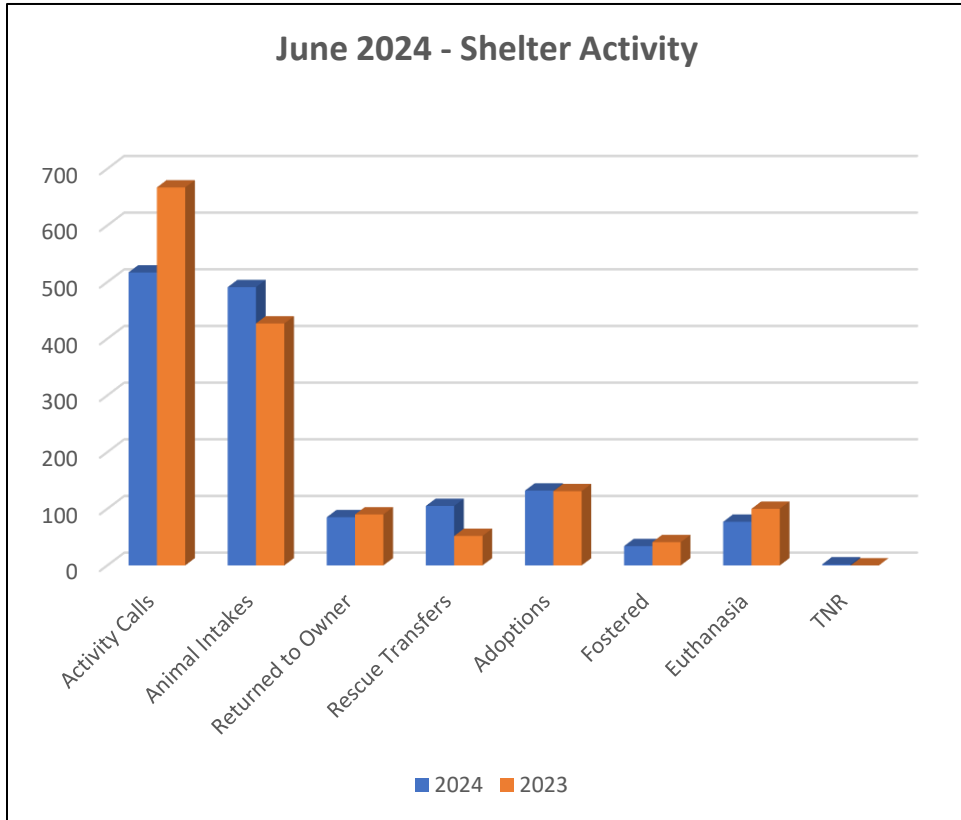




June 2024 Shelter Report

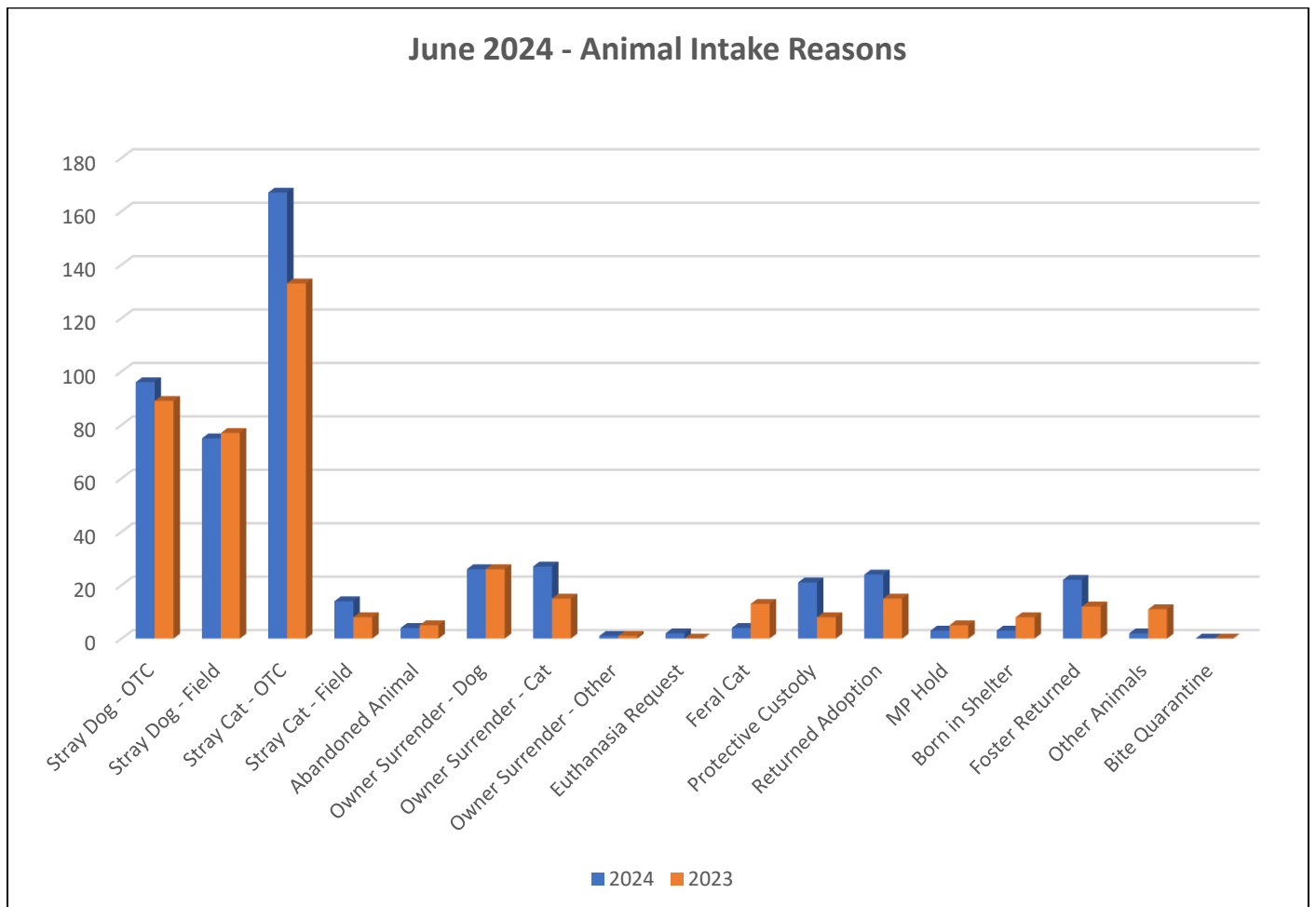
June 2024	
Activity Calls	517
Animal Intakes	491
Dogs	245
Cats	242
Other	4
Incoming Per Day	21
Returned to Owner	85
Dogs – In Field	13
Cats – In Field	0
Dogs – From Shelter	68
Cats – From Shelter	4
Rescue Transfers	105
Dogs Transferred	24
Cats Transferred	81
Other	0
Animals Adopted	132
Dogs Adopted	91
Cats Adopted	40
Other Animals	1
Fostered	34
Dogs Fostered	9
Cats Fostered	25
Euthanasia	77
Dogs Euthanized	52
Cats Euthanized	24
TNR/Returned to Field	2
Visitors to Shelter	1,262
Avg. Visitors per Day	60
Incoming Phone Calls	2,295
Avg. Calls per Day	96



June 2024 Shelter Report

Animal Intake Reasons

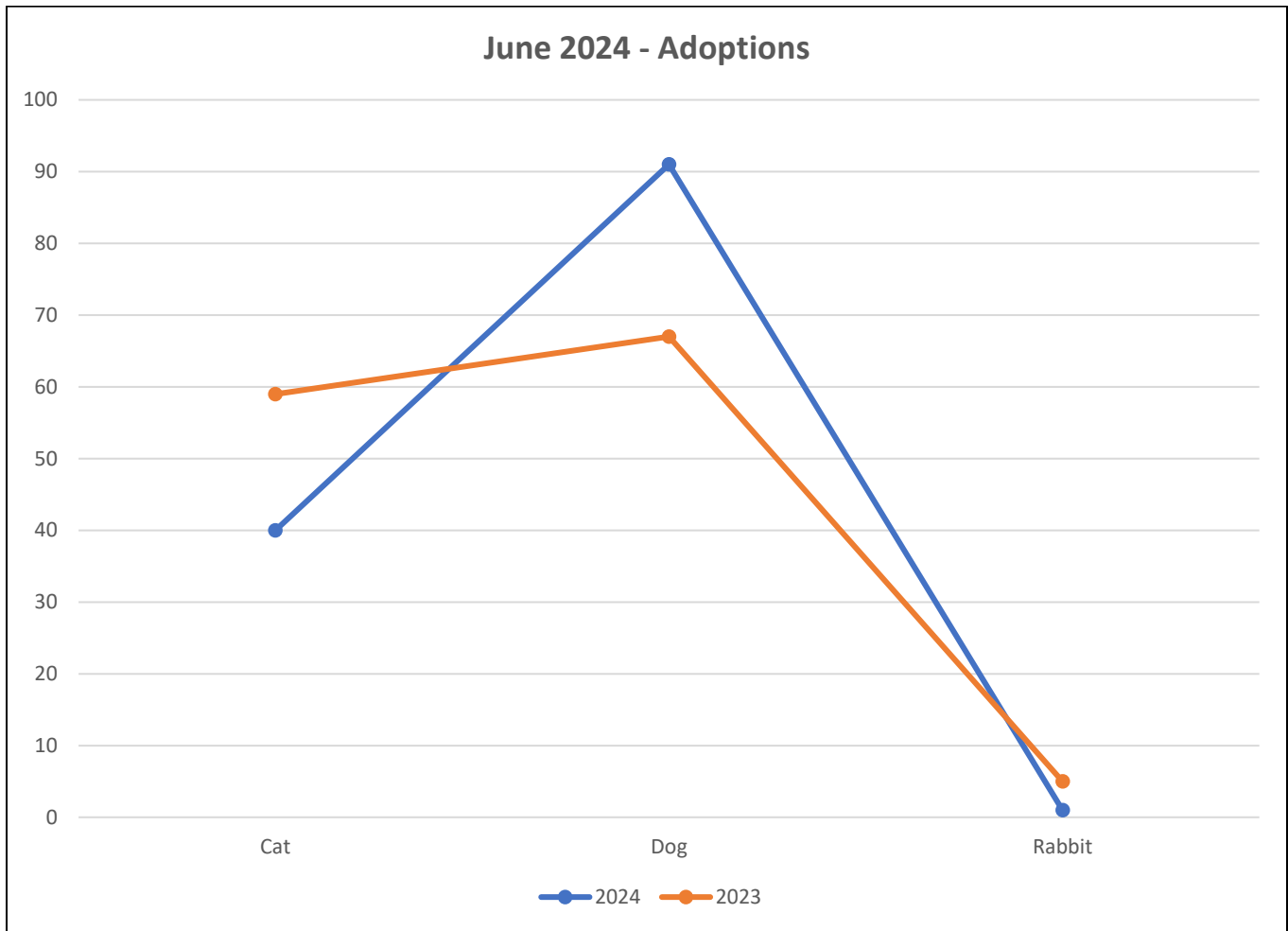
Intake Reasons	491
Stray Dog – OTC	96
Stray Dog – Field	75
Stray Cat – OTC	167
Stray Cat – Field	14
Abandoned Animal	4
Owner Surrender – Dog	26
Owner Surrender - Cat	27
Owner Surrender - Other	1
Owner Euth. Request	2
Feral Cat	4
Protective Custody	21
Returned Adoption	24
MP Hold – Ft. Campbell	3
Born in Shelter	3
Foster Returned	22
Other Animals	2
Bite Quarantine	0



June 2024 Shelter Report

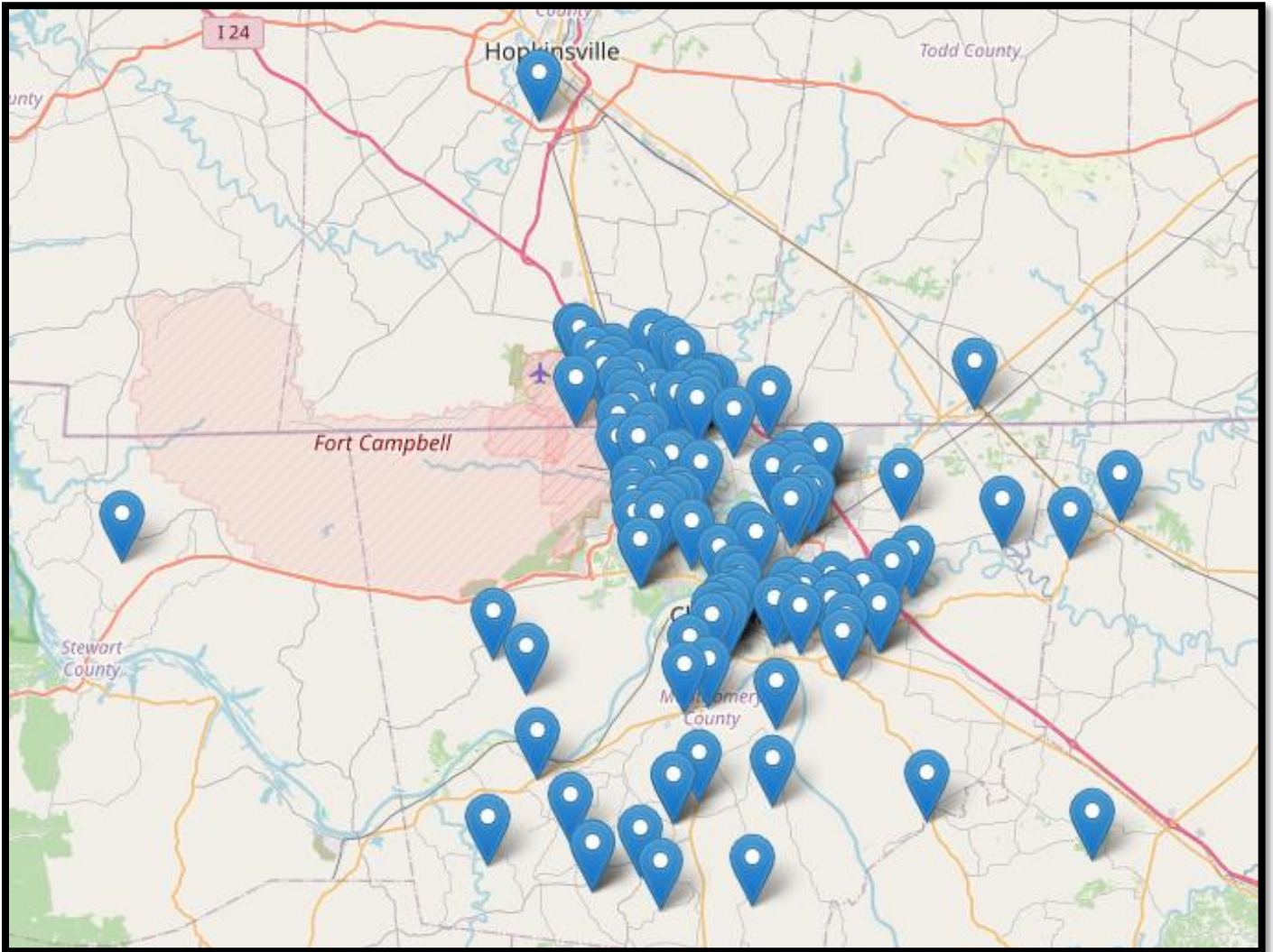
Animal Adoptions

Adoptions	132
Dogs/Puppies	91
Cats/Kittens	40
Other Animals	1



June 2024 Shelter Report

Adoptions Map



June 2024 Shelter Report

Owner Surrenders

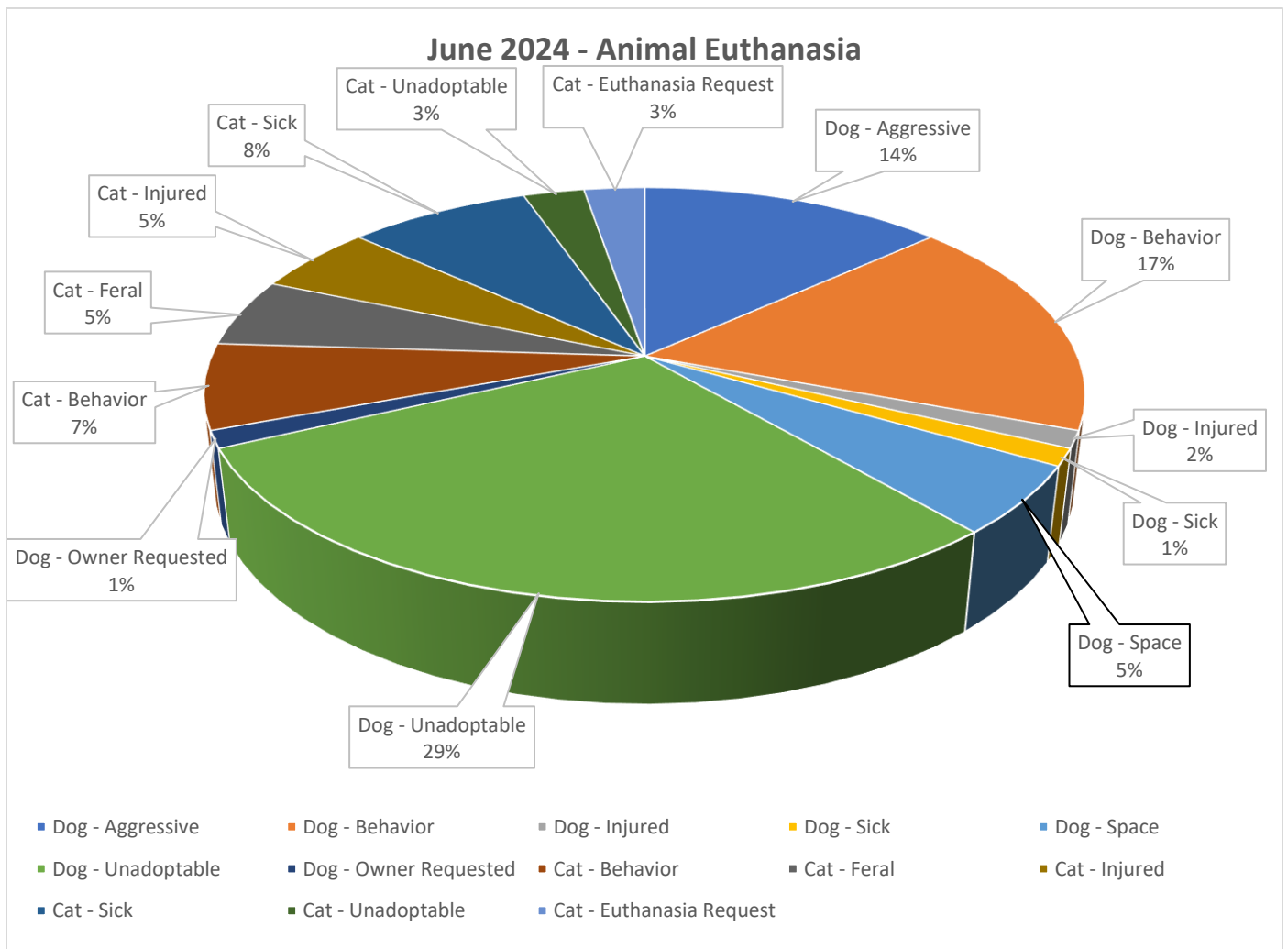
Owner Surrender Reason	49
Cat – Allergies	1
Cat – Behavior Negative	1
Cat – Family Illness	10
Cat – Housing Issue	7
Cat – No Time	2
Cat – Not Good W/Children	1
Cat – Too Many Animals	4
Dog – Behavior Negative	3
Dog – Cost	3
Dog – Family Illness	1
Dog – Housing Issue	6
Dog – Military/Deployed	1
Dog – No Time	4
Dog – Too Many Animals	4



June 2024 Shelter Report

Euthanasia

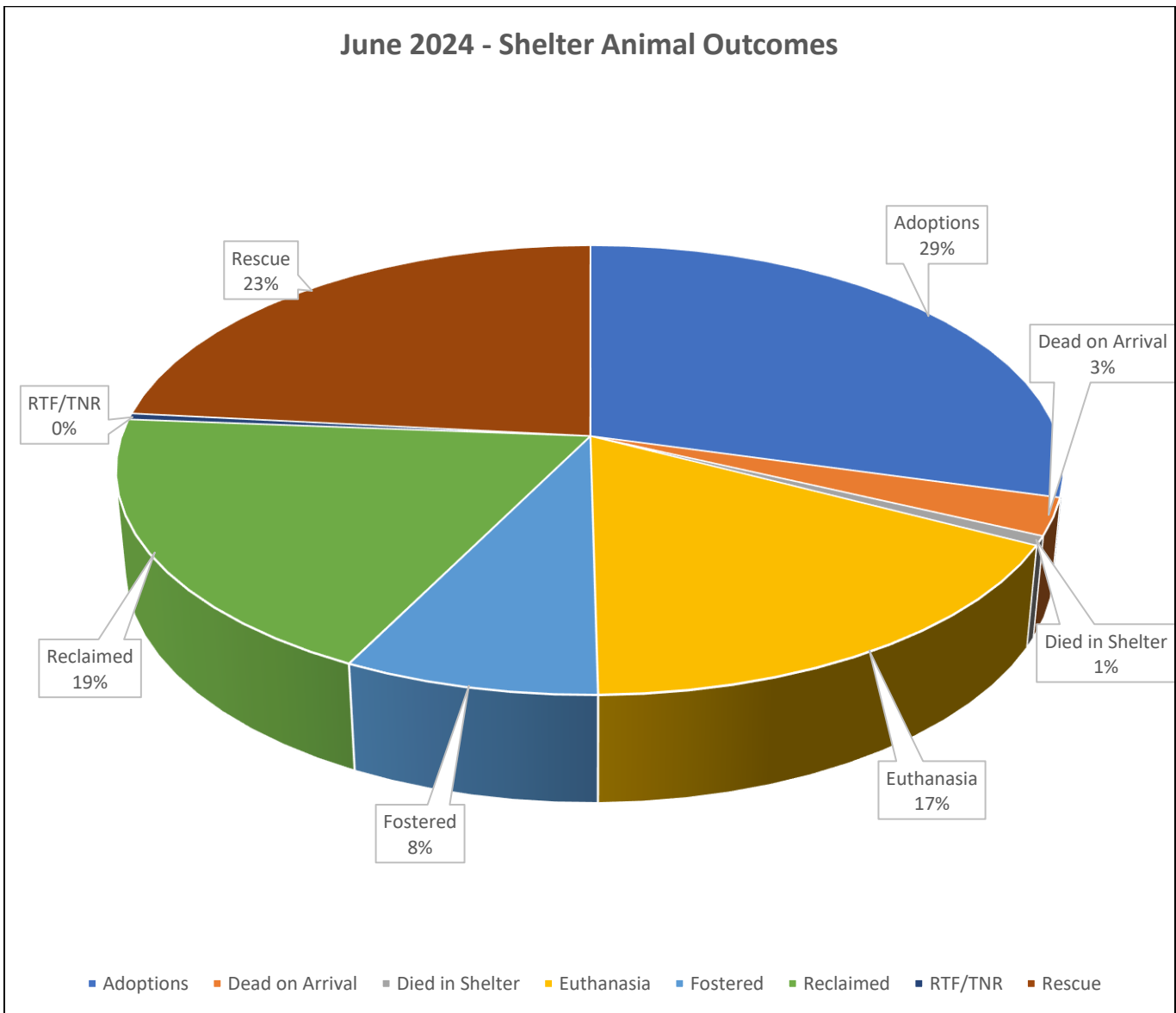
Animal Euthanasia		74
Dogs/Puppies		51
Aggressive		10
Behavior		13
Sick		1
Injured		1
Unadoptable		22
Feral		0
Space		4
Cats/Kittens		23
Feral		4
Injured		4
Aggressive		0
Sick		6
Unadoptable		2
Behavior		5



June 2024 Shelter Report

Outcomes

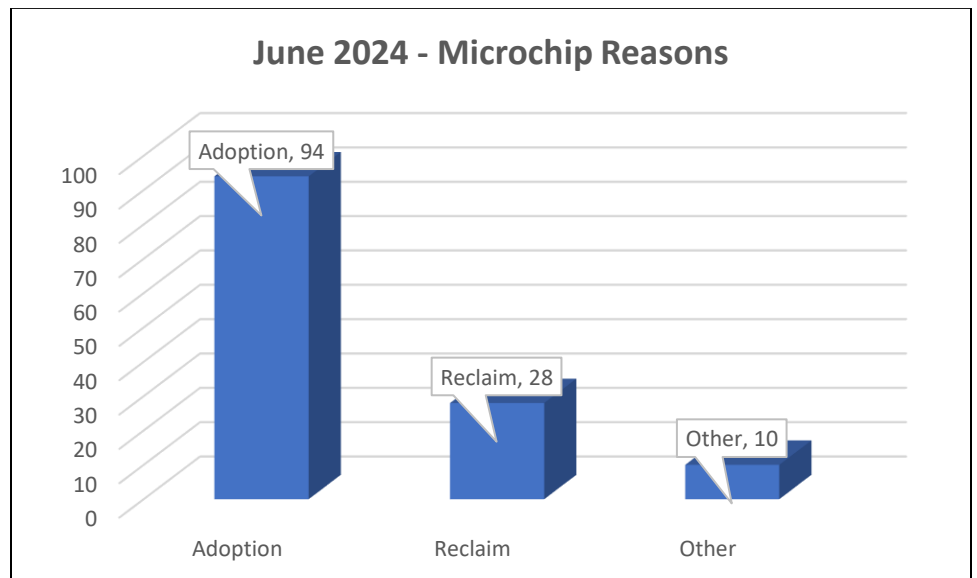
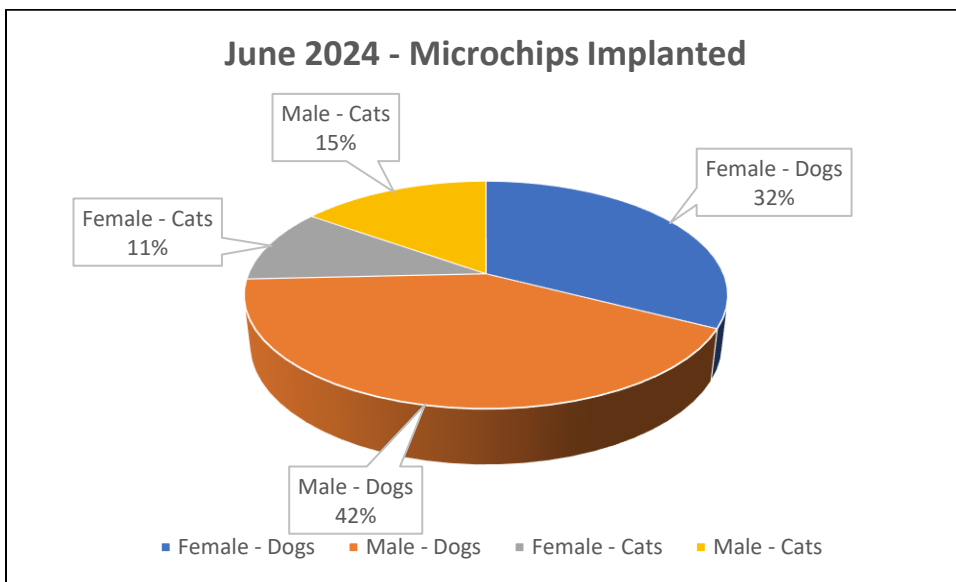
Animal Outcomes	478
Adoptions	132
Dead on Arrival	12
Died in Shelter	3
Escaped	0
Euthanasia	77
Offsite	0
Fostered	34
Reclaimed	85
RTF/TNR	2
Rescue	105



June 2024 Shelter Report

Microchips Issued

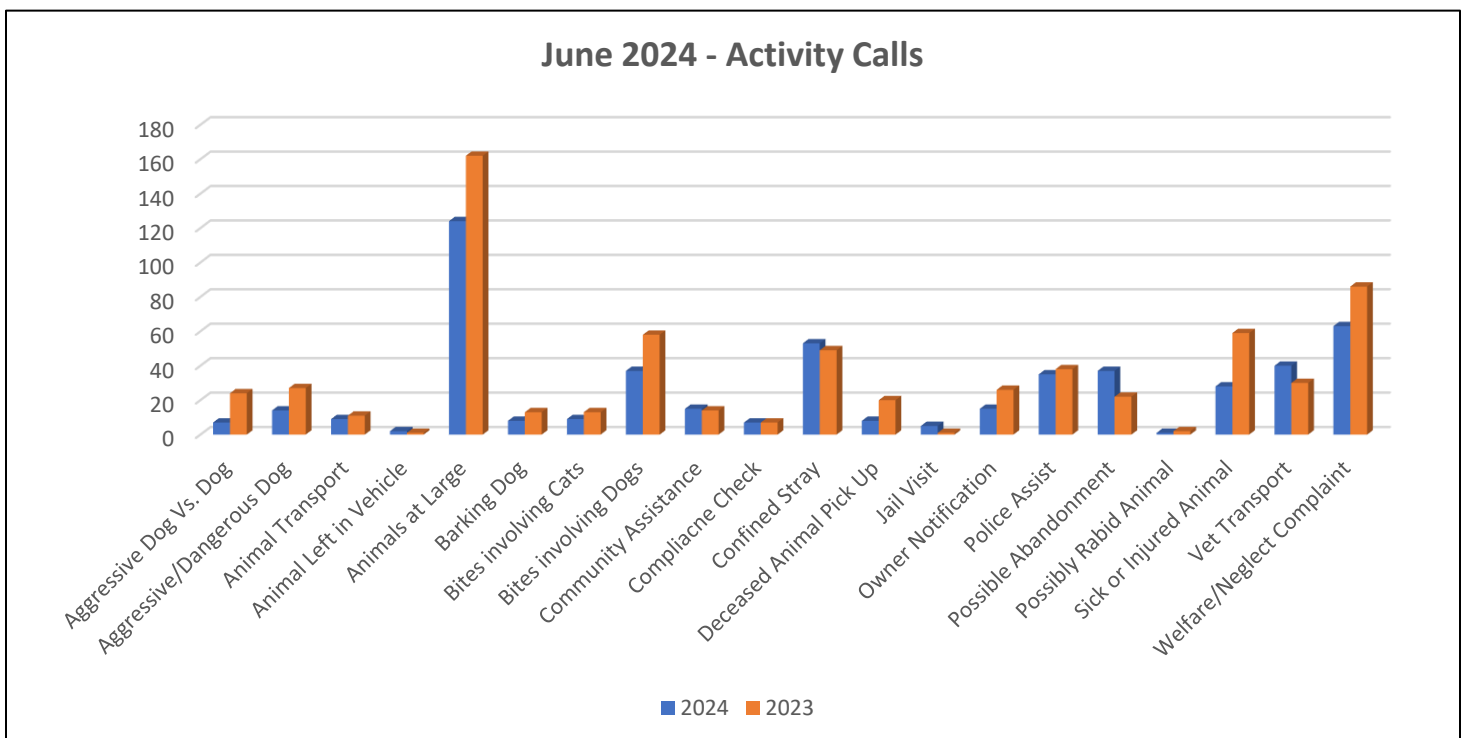
Microchips Implanted	137
Dogs – Female	45
Dogs – Male	63
Cats – Female	19
Cats – Male	20
Adoptions	97
Reclaimed	39
Other	11
Event	0



June 2024 Shelter Report

Activity Calls

Service Calls	517
Aggressive Dog Vs Dog	7
Aggressive/Dangerous Dog	14
Aggressive Dog Vs. Other	0
Animal Transport	9
Animal Left in Vehicle	2
Animals at Large	124
Barking Dog	8
Bites involving Cats	9
Bites involving Dogs	37
Bites Other Animals	0
Community Assistance	15
Compliance Check	7
Confined Stray	53
Dog in School	0
Deceased Animal Pick Up	8
Jail Visit	5
Owner Notification	15
Police Assist	35
Possible Abandonment	37
Possibly Rabid Animal	1
Set Trap	0
Sick or Injured Animal	28
Vet Transport	40
Welfare or Neglect Complaint	63

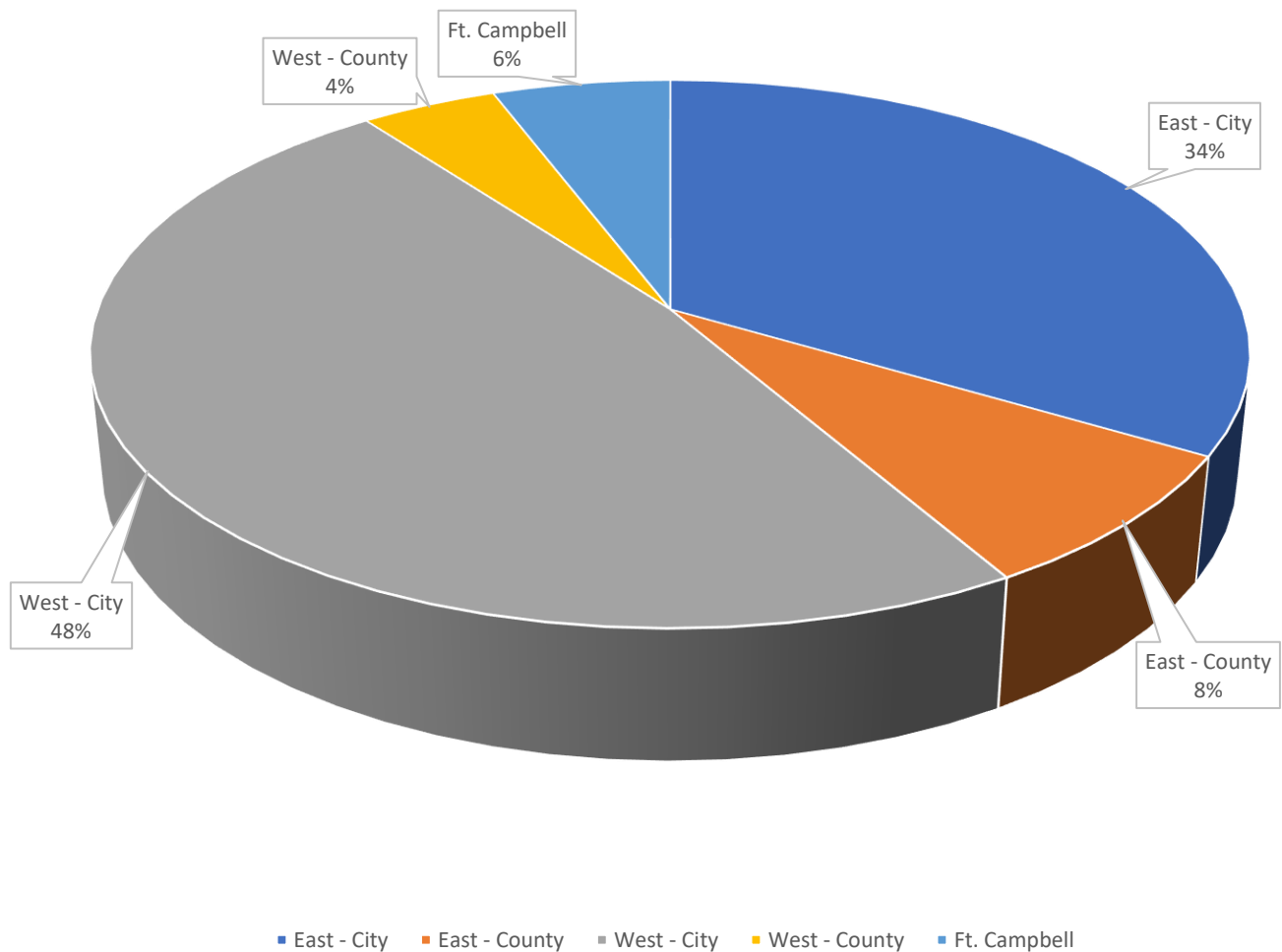


June 2024 Shelter Report

Activity Calls by Zones

Service Calls by Zone	517
East City	173
East County	42
West City	249
West County	23
Ft. Campbell	30
Other	0

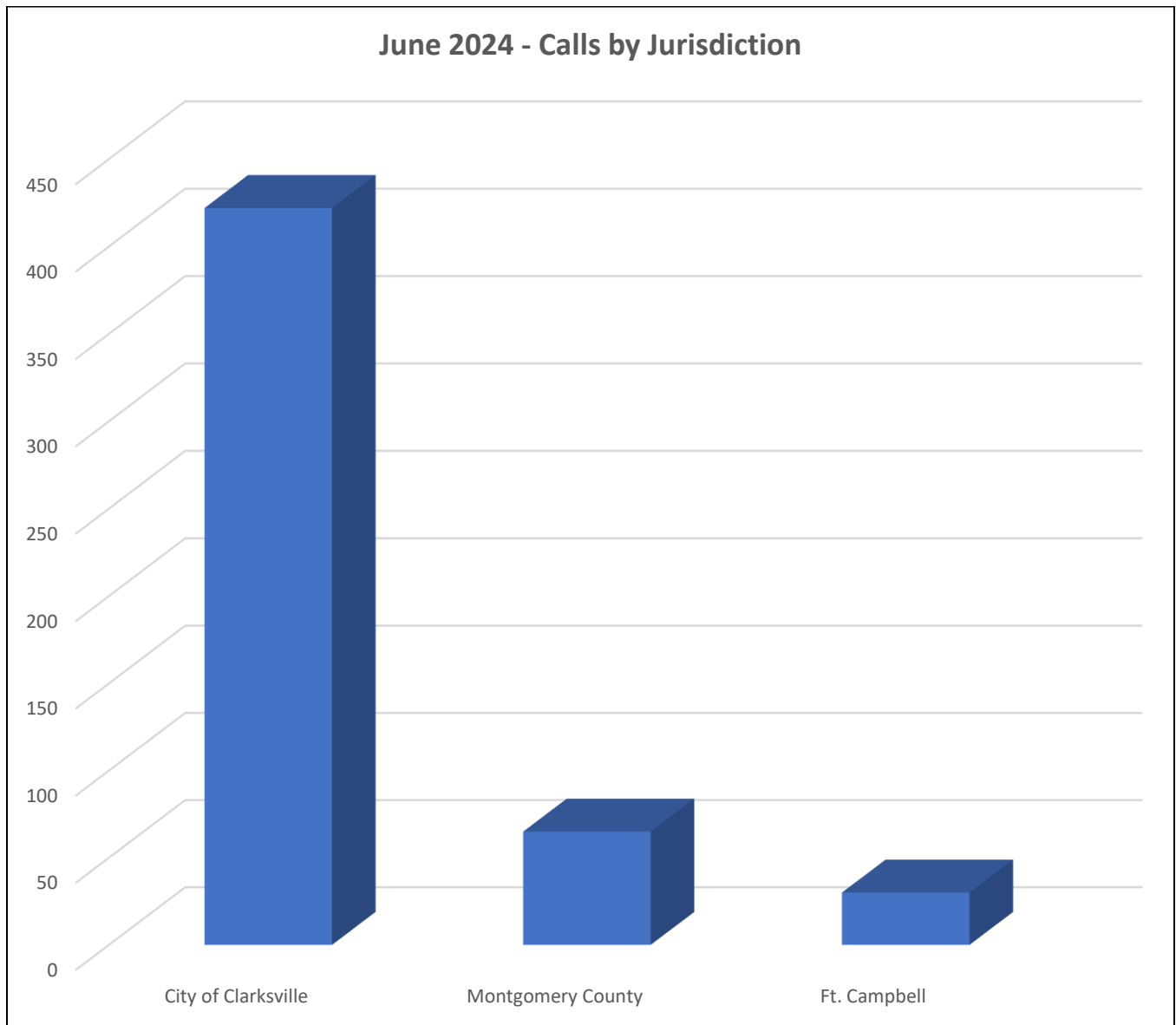
June 2024 - Service Calls by Zone



June 2024 Shelter Report

Activity Calls by Jurisdiction

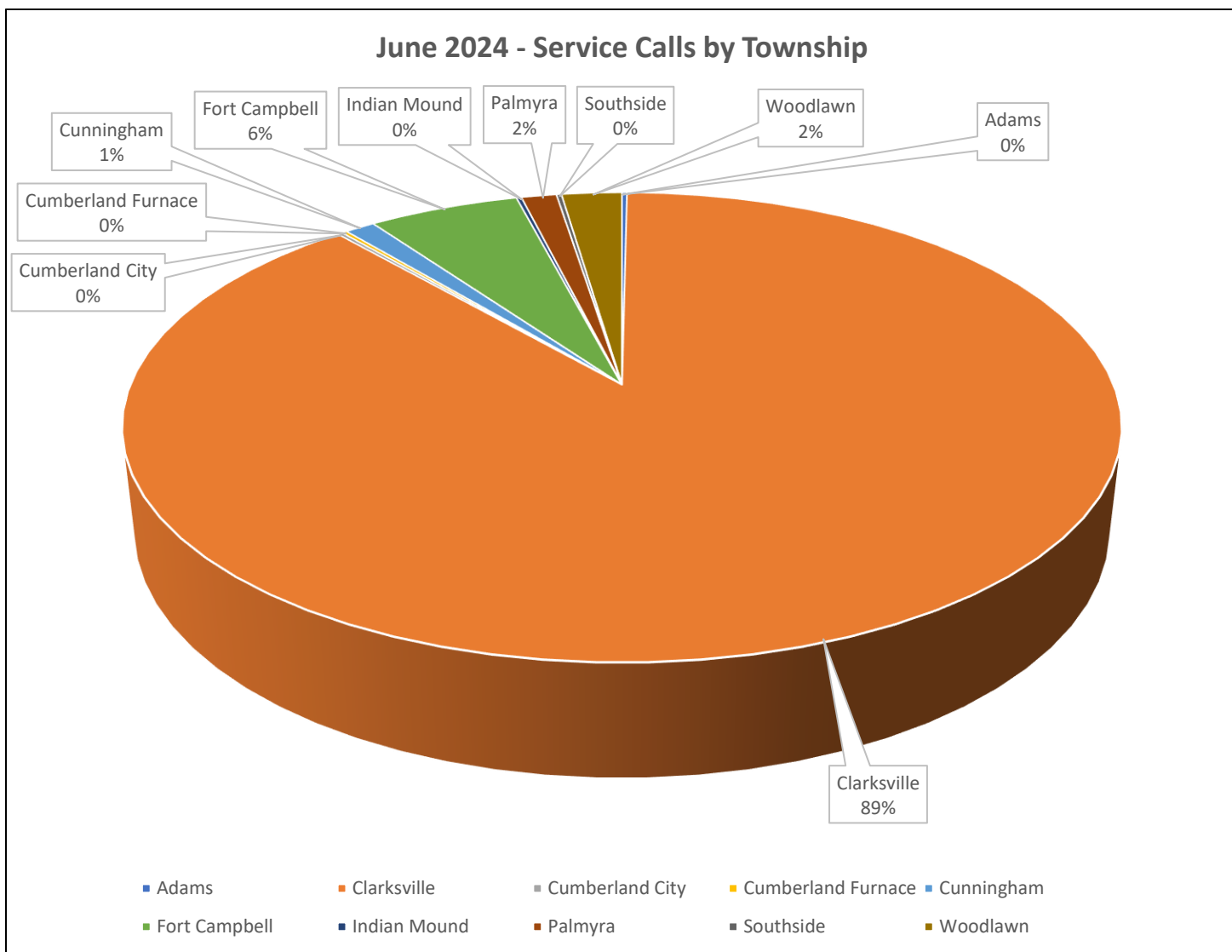
Service Calls by Jurisdiction	517
City of Clarksville	422
Montgomery County	65
Ft. Campbell	30
Out of County	0



June 2024 Shelter Report

Activity Calls by Townships

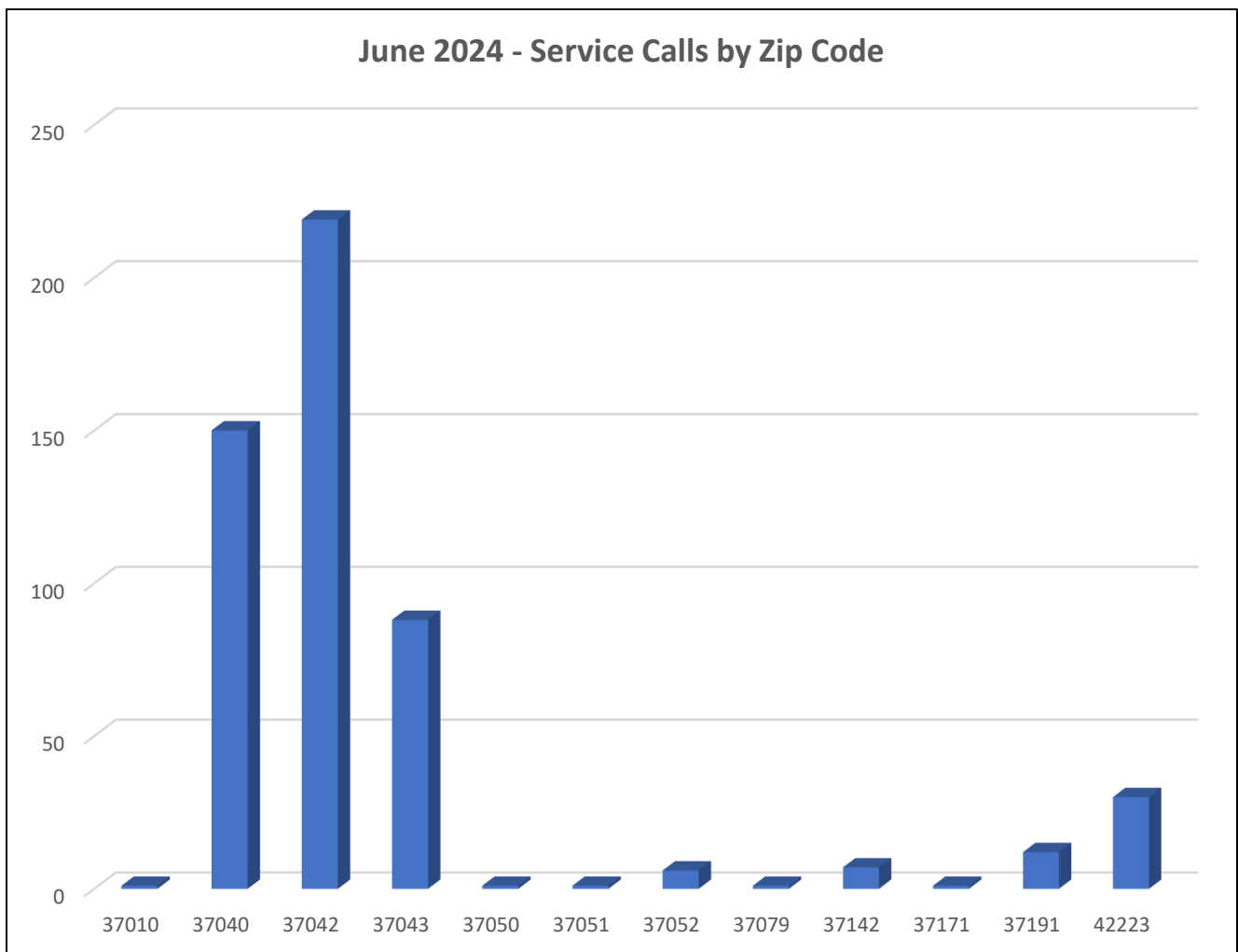
Service Calls by Township	517
Adams	1
Clarksville	457
Cumberland Furnace	1
Cumberland City	1
Cunningham	6
Fort Campbell	30
Indian Mound	1
Palmyra	7
Southside	1
Woodlawn	12
Other	0



June 2024 Shelter Report

Service Calls by Zip Code

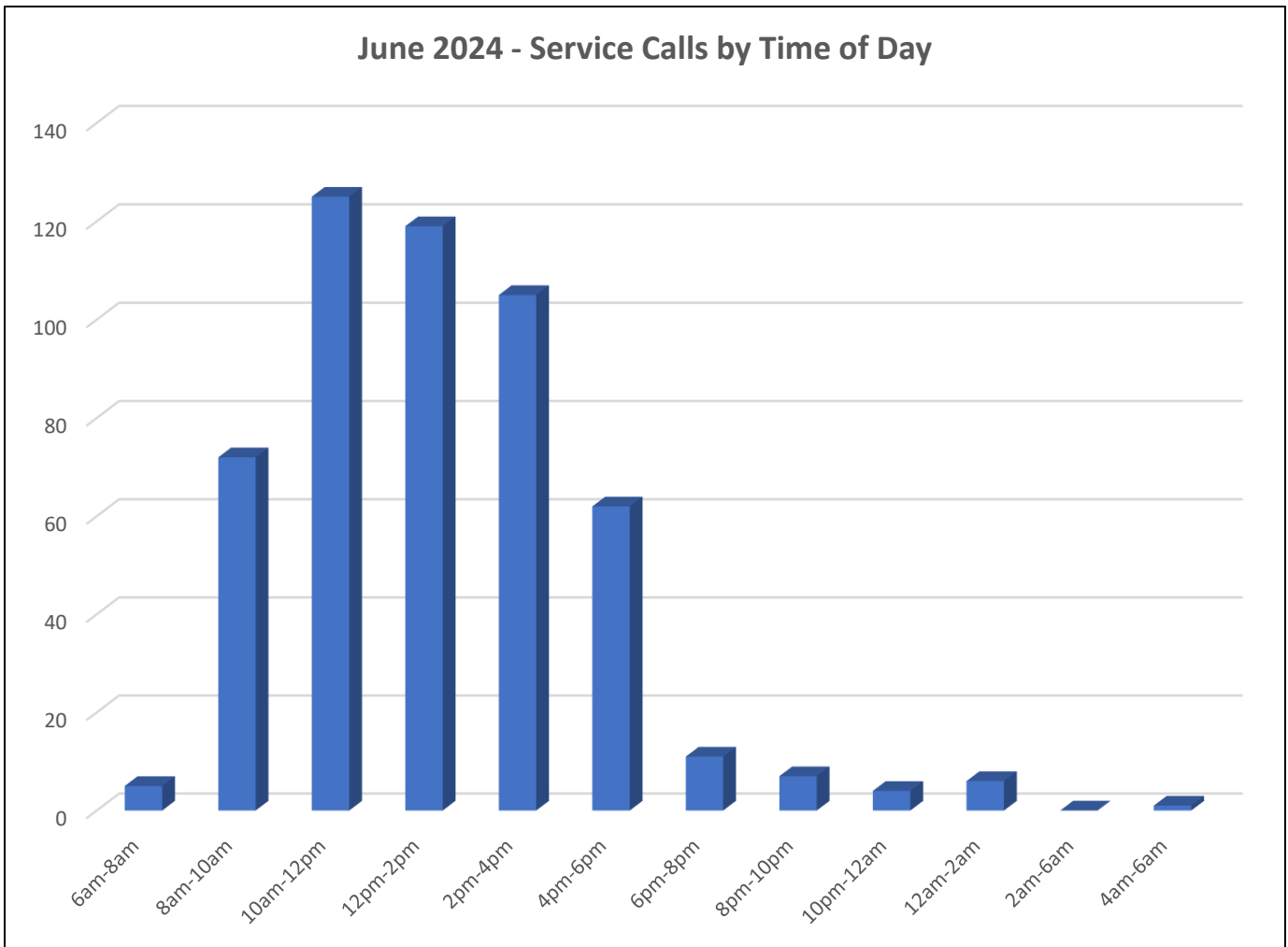
Service Calls Outcomes	517
37010	1
37040	150
37042	219
37043	88
37050	1
37051	1
37052	6
37079	1
37091	0
37142	7
37171	1
37191	12
42223	30
42240	0



June 2024 Shelter Report

Activity by Time of Day

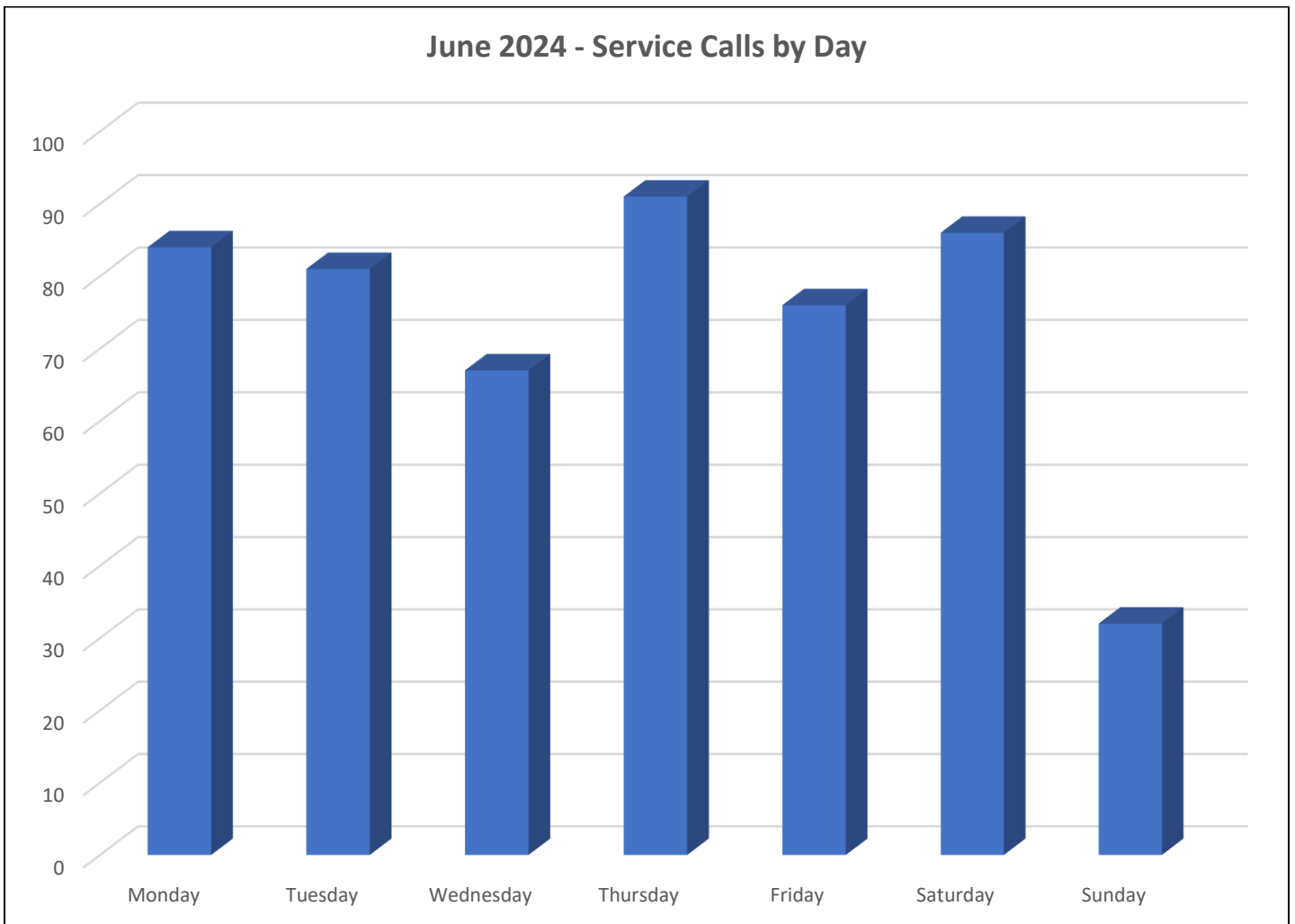
Service Calls by Time of Day	517
6am to 8am	5
8am to 10am	72
10am to 12pm	125
12pm to 2pm	119
2pm to 4pm	105
4pm to 6pm	62
6pm to 8pm	11
8pm to 10pm	7
10pm to 12am	4
12am to 2am	6
2am to 4am	0
4am to 6am	1



June 2024 Shelter Report

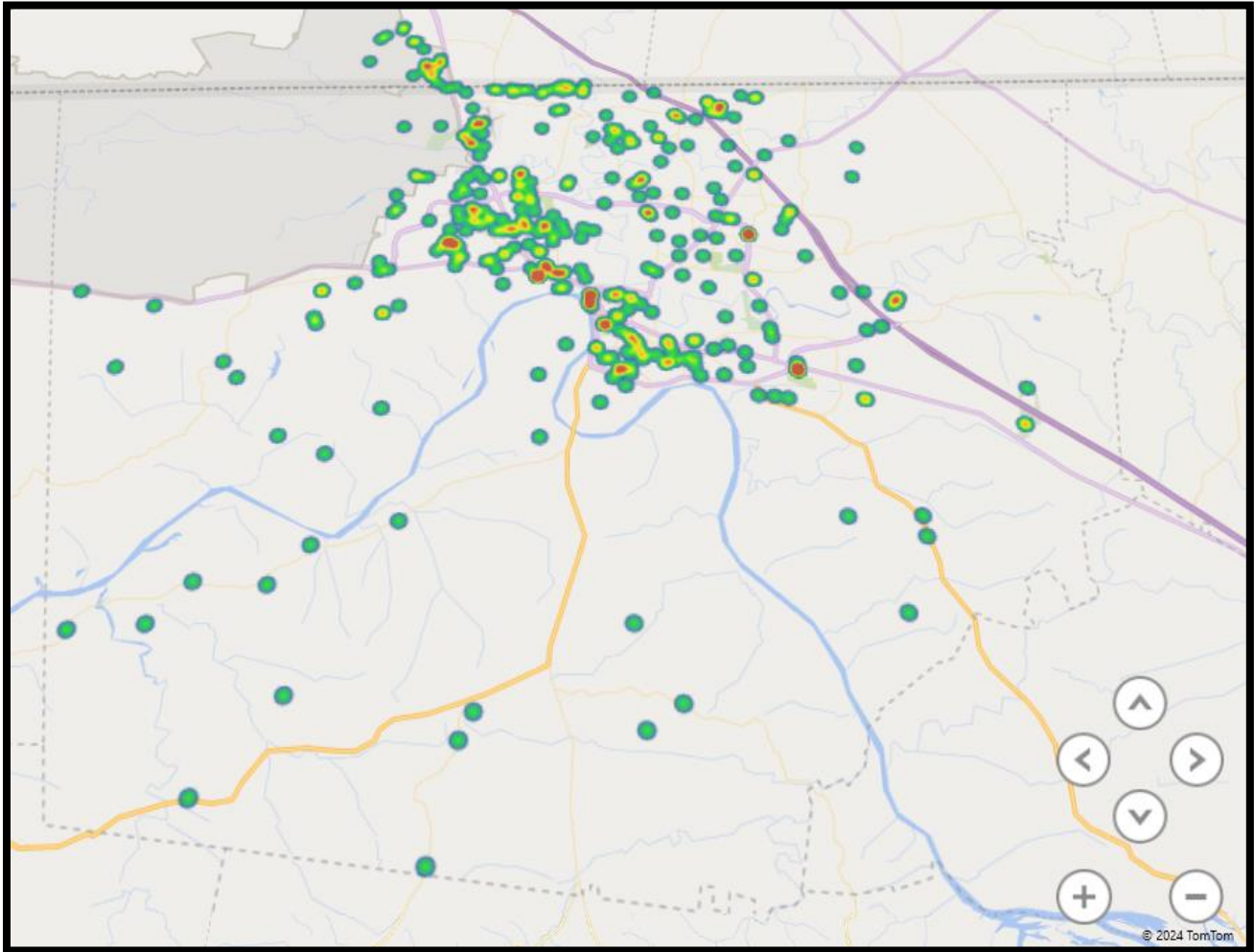
Activity by Day of Week

Service Calls by Day	517
Monday	84
Tuesday	81
Wednesday	67
Thursday	91
Friday	76
Saturday	86
Sunday	32



June 2024 Shelter Report

Activity Heat Map

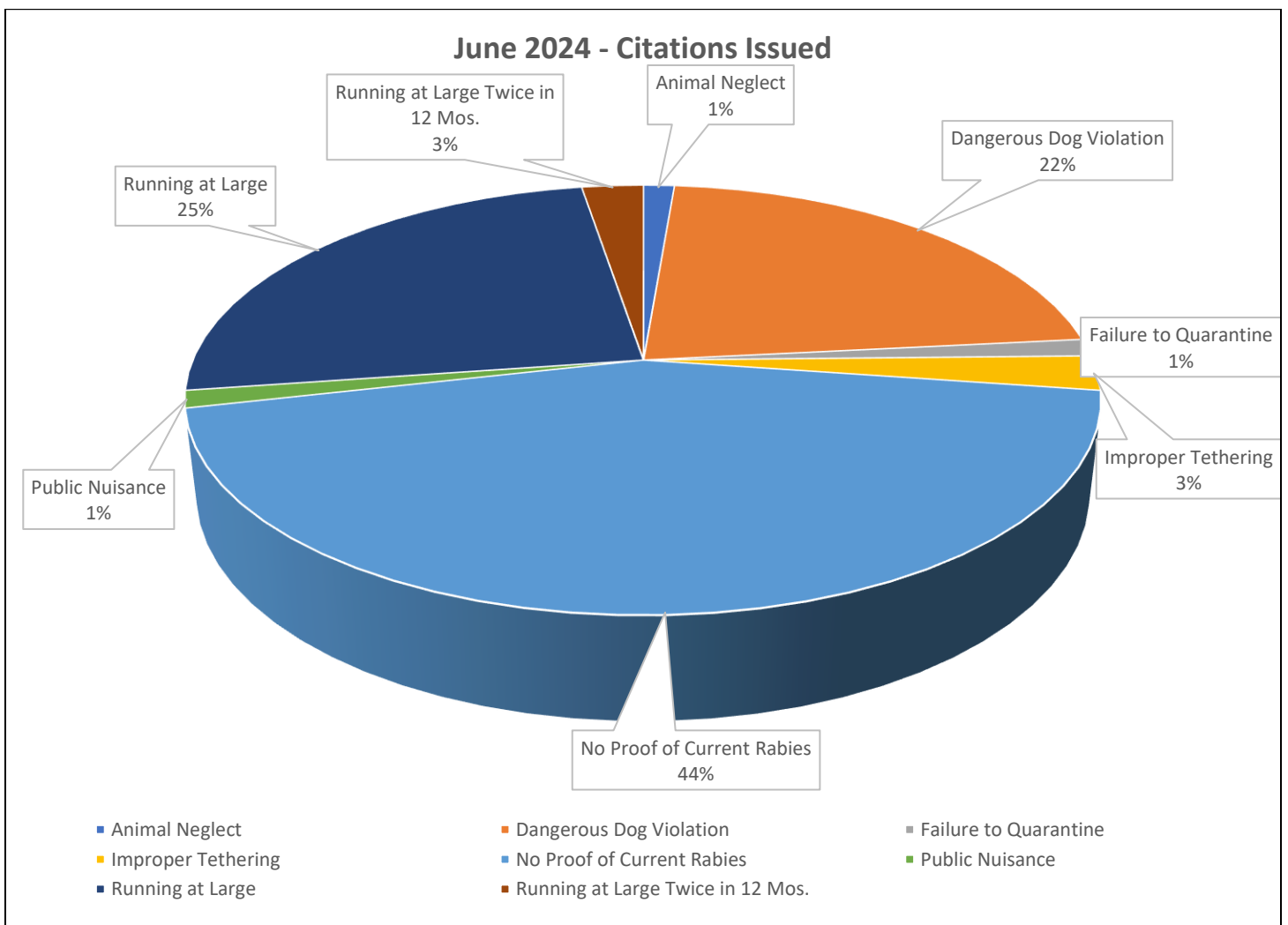


June 2024 Shelter Report

Citations Issued

Citations Issued	96
Animal Neglect	2
Animal Abandonment	1
Dangerous Dog Violation	6
No Proof of Current Rabies	62
Running at Large	24
Running at Large Twice in 12 Months	1

Citation Outcomes	96
Sent to General Sessions	53
Rectified Prior to Court	27
Pending	7
Warning Citation	9



2024 Totals

Activity	Jan.	Feb.	Mar.	Apr.	May	Jun.	Jul.	Aug.	Sep.	Oct.	Nov.	Dec.	Total	2023	Trend	% Change
Owner Surrenders	52	44	29	56	44	49							274	661	548	
Intakes	340	329	336	411	476	491							2383	4,438	4,766	
Stray Dog	166	178	167	156	185	171							1023	1,792	2,046	
Stray Cat	63	64	74	107	170	181							659	1,411	1,318	
Calls for Service	540	554	623	609	583	517							3426	7,130	6,852	
Euthanasia dog	37	54	15	28	56	52							242	419	484	
Euthanasia Cat	10	16	9	26	18	24							103	383	206	
Microchips Issued	152	102	149	150	137	137							827	1,438	1,654	
Adoptions	141	122	155	129	131	132							810	1,607	1,620	
Rescue/Transfer	53	54	57	79	134	105							482	972	964	
Incoming Phone Calls	1,926	2,200	2,421	2,507	2,296	2,295							13,645	26,816	27,290	
Visitors	1,081	1,364	1,411	941	1,120	1,262							7179		14,358	

Live Release Rate%	Jan.	Feb.	Mar.	Apr.	May	Jun.	Jul.	Aug.	Sep.	Oct.	Nov.	Dec.	Total	2023	% Change
Dogs	76%	76%	93%	88%	79%	78%								82%	
Cats	89%	80%	91%	81%	91%	84%								86%	
Total Live Release	80%	77%	92%	85%	84%	81%								83%	

2023 Totals

Activity	Jan.	Feb.	Mar.	Apr.	May	Jun.	Jul.	Aug.	Sep.	Oct.	Nov.	Dec.	Total	2022	% Change
Owner Surrenders	49	50	56	63	70	41	52	44	41	30	32	36	564	661	-14.6%
Intakes	348	334	354	386	478	427	426	412	419	450	379	319	4,732	4,438	6.2%
Stray Dog	148	139	179	172	198	166	185	170	161	162	163	134	1,977	1,792	9.3%
Stray Cat	85	74	57	101	134	141	114	131	164	152	116	85	1,654	1,411	14.6%
Calls for Service	641	609	745	703	742	667	555	601	561	556	519	522	7,421	7,130	4%
Euthanasia dog	42	34	47	46	48	66	60	53	59	53	47	28	553	419	30%
Euthanasia Cat	15	15	21	17	16	34	61	52	48	57	29	15	380	383	.7%
Microchips Issued	109	123	123	124	160	131	140	110	132	182	154	143	1,631	1,438	11.8%
Adoptions	122	130	121	106	147	131	144	113	138	171	152	133	1,608	1,607	.2%
Rescue/Transfer	68	44	54	70	39	52	23	38	51	51	36	47	573	972	-41%
Incoming Phone Calls	2,347	1,913	2,345	2,225	2,540	2,246	2,266	2,454	2,131	2,257	1,967	2,125	26,816	--	--

Live Release Rate%	Jan.	Feb.	Mar.	Apr.	May	Jun.	Jul.	Aug.	Sep.	Oct.	Nov.	Dec.	Total	2022	% Change
Dogs	89%	83%	81%	80%	82%	71%	75%	74%	67%	75%	80%	76%	78%	84%	-9%
Cats	91%	84%	78%	83%	85%	72%	57%	54%	71%	69%	80%	88%	76%	72%	5.2%
Total Live Release	90%	83%	80%	81%	82%	71%	68%	67%	69%	72%	80%	82%	77%	80%	-3.7%

2022 Totals

Activity	Jan.	Feb.	Mar.	Apr.	May	Jun.	Jul.	Aug.	Sep.	Oct.	Nov.	Dec.	Total	2021	% Change
Owner Surrenders	31	110	75	41	31	56	36	47	54	48	49	52	661	633	4%
Intakes	234	320	329	313	384	396	313	508	456	434	369	382	4,438	3,761	15%
Stray Dog	114	109	150	108	119	129	158	202	171	153	166	192	1,792	1,435	20%
Stray Cat	67	47	80	129	195	175	91	177	164	146	78	62	1,411	1,065	25%
Calls for Service	397	409	614	615	592	628	637	649	630	642	636	681	7,130	5,328	25%
Euthanasia dog	19	32	27	21	24	35	36	64	55	27	50	64	419	232	45%
Euthanasia Cat	11	27	30	18	29	84	42	52	73	66	46	18	383	350	8%
Microchips Issued	128	99	150	123	140	144	193	172	128	170	135		1,438	1,636	-12%
Adoptions	137	99	142	122	110	142	184	187	141	186	122	177	1,607	1,523	5%
Rescue/Transfer	60	68	75	131	77	68	35	85	83	63	46	67	790	972	-18%
Incoming Phone Calls	**	**	**	**	**	**	**	**	**	2,400	2,192	2,155	6,747	---	---

Live Release Rate%	Jan.	Feb.	Mar.	Apr.	May	Jun.	Jul.	Aug.	Sep.	Oct.	Nov.	Dec.	Total	2021	% Change
Dogs	89.4%	83%	87%	91%	88%	85%	86%	76%	76%	89%	76%	77%	84%	86%	-2%
Cats	90%	73%	75%	88%	78%	54%	71%	71%	56%	65%	60%	87%	72%	72%	0%
Total Live Release	89.4%	80%	83%	90%	84%	72%	80%	74%	67%	78%	71%	81%	80%	85%	-5%