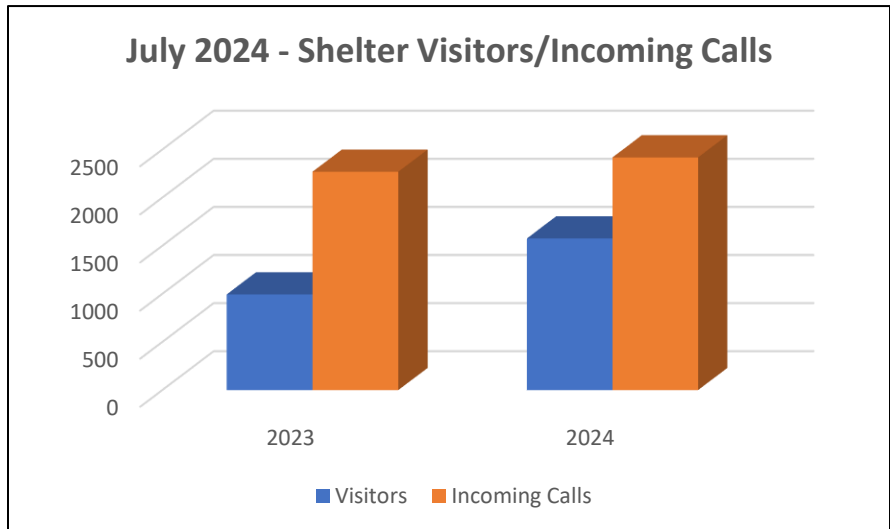
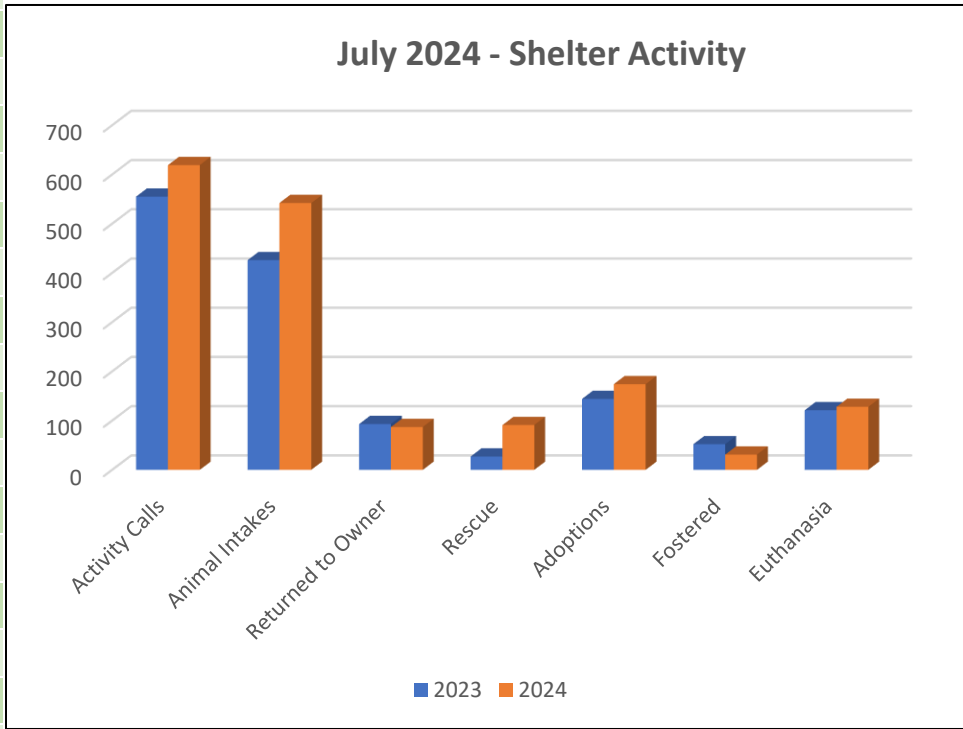




July 2024 Shelter Report

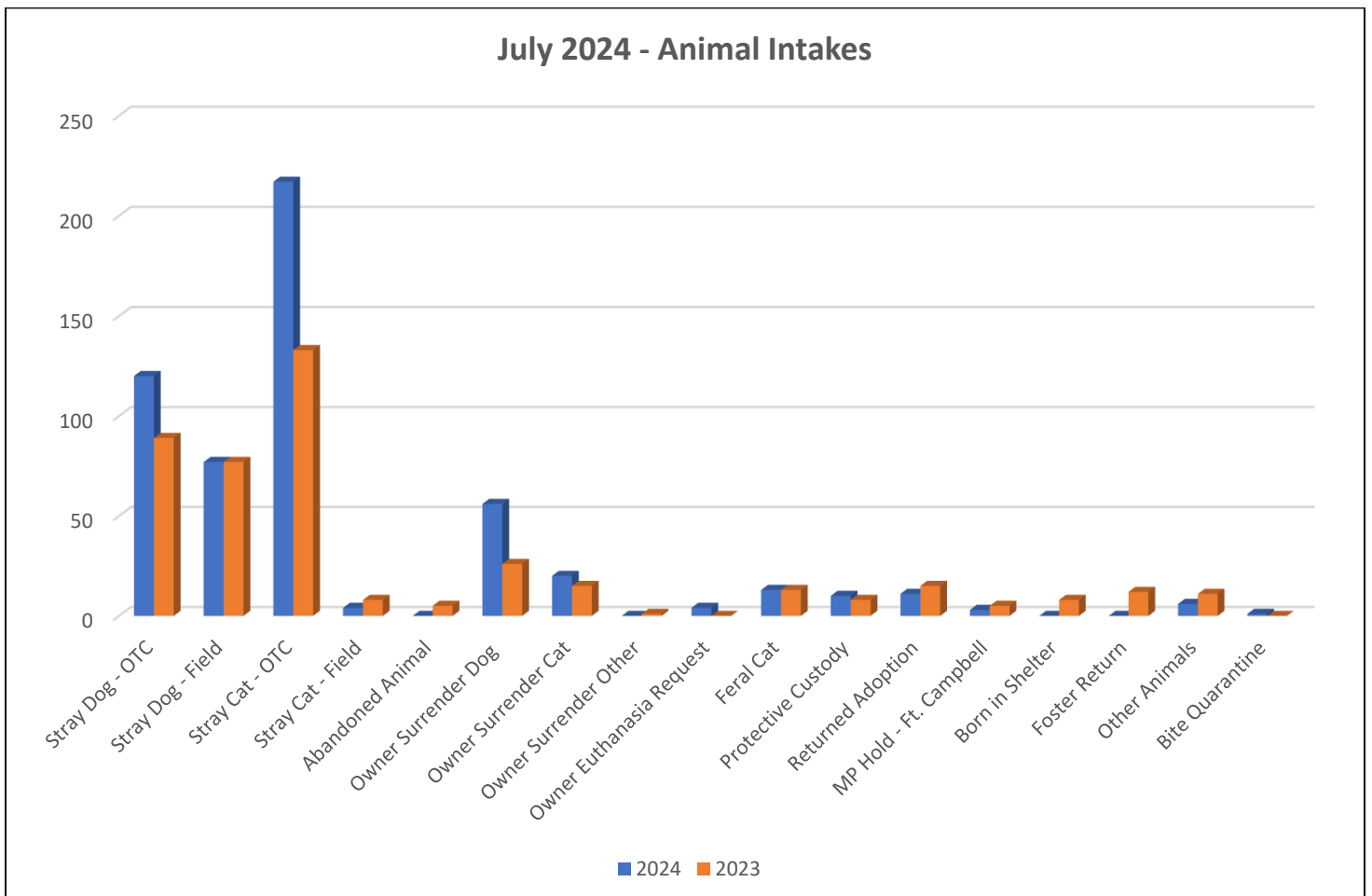
July 2024	
Activity Calls	619
Animal Intakes	542
Dogs	281
Cats	255
Other	6
Incoming Per Day	22
Returned to Owner	87
Dogs – In Field	12
Cats – In Field	0
Dogs – From Shelter	74
Cats – From Shelter	1
Rescue Transfers	91
Dogs Transferred	26
Cats Transferred	63
Other	2
Animals Adopted	174
Dogs Adopted	90
Cats Adopted	82
Other Animals	2
Fostered	31
Dogs Fostered	6
Cats Fostered	25
Euthanasia	128
Dogs Euthanized	71
Cats Euthanized	57
TNR/Returned to Field	1
Visitors to Shelter	1,576
Avg. Visitors per Day	72
Incoming Phone Calls	2,552
Avg. Calls per Day	98



July 2024 Shelter Report

Animal Intake Reasons

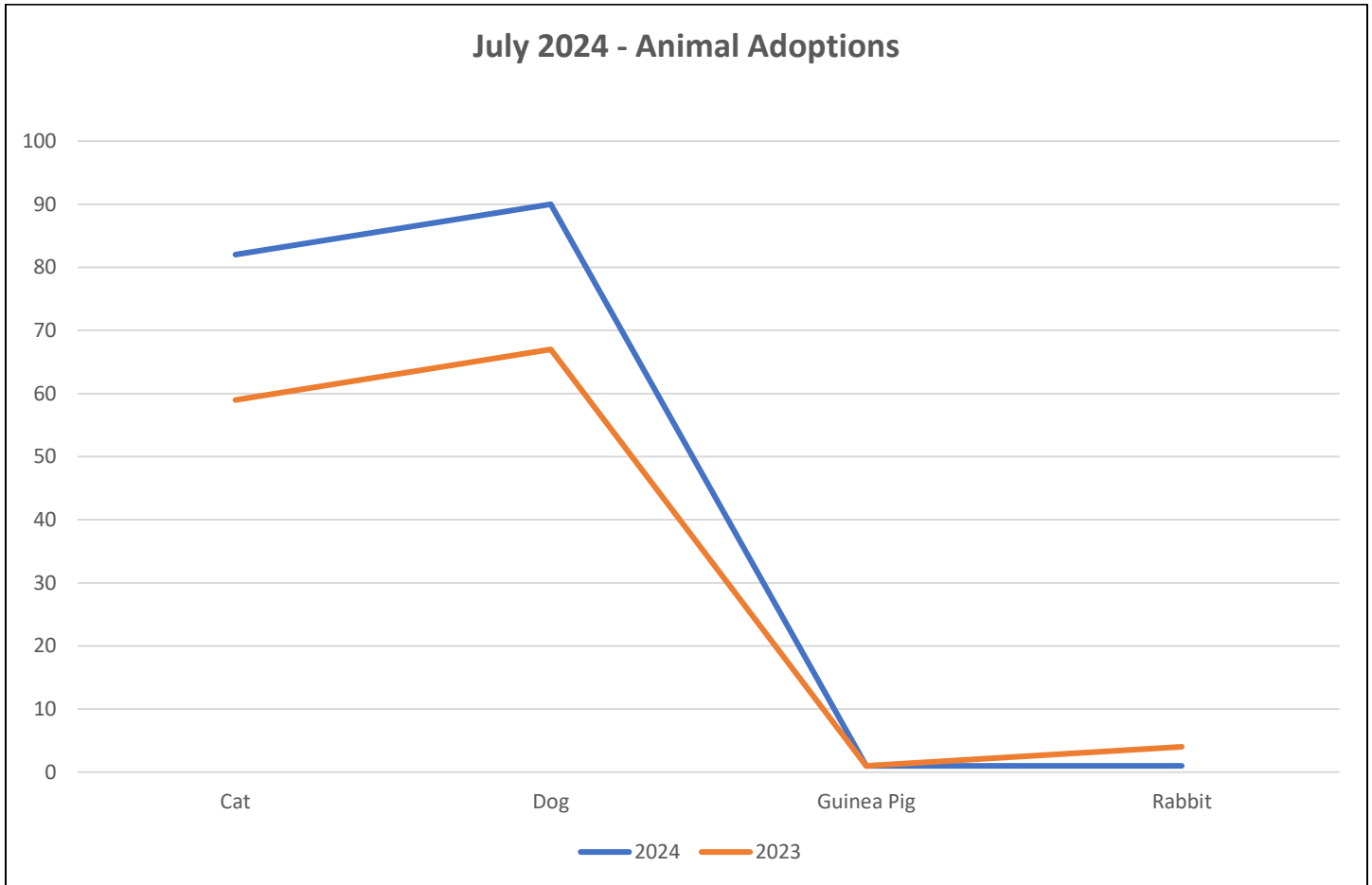
Intake Reasons	542
Stray Dog – OTC	120
Stray Dog – Field	77
Stray Cat – OTC	217
Stray Cat – Field	4
Abandoned Animal	0
Owner Surrender – Dog	56
Owner Surrender - Cat	20
Owner Surrender - Other	0
Owner Euth. Request	4
Feral Cat	13
Protective Custody	10
Returned Adoption	11
MP Hold – Ft. Campbell	3
Born in Shelter	0
Foster Returned	0
Other Animals	6
Bite Quarantine	1



July 2024 Shelter Report

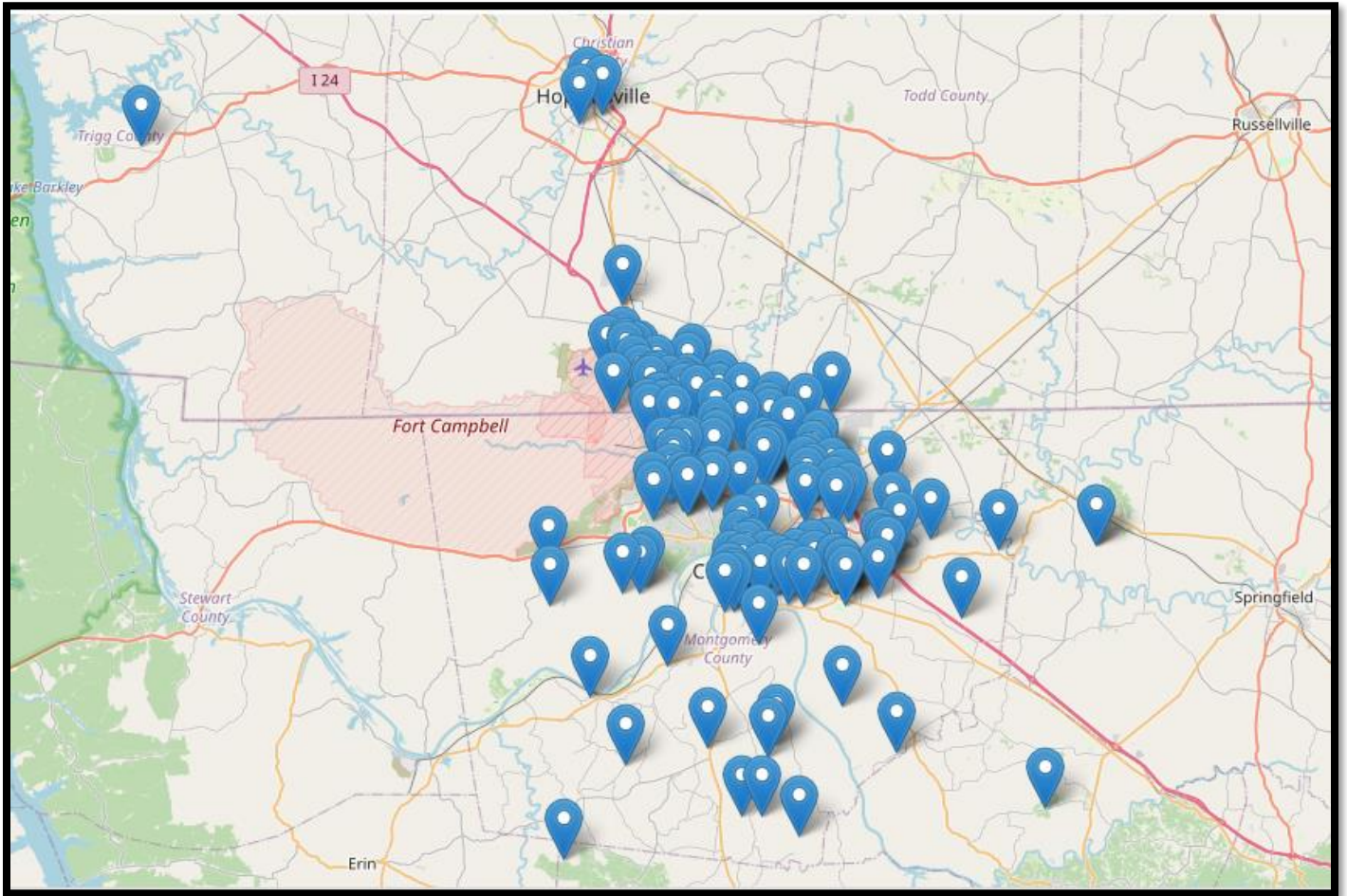
Animal Adoptions

Adoptions	174
Dogs/Puppies	90
Cats/Kittens	82
Other Animals	2



July 2024 Shelter Report

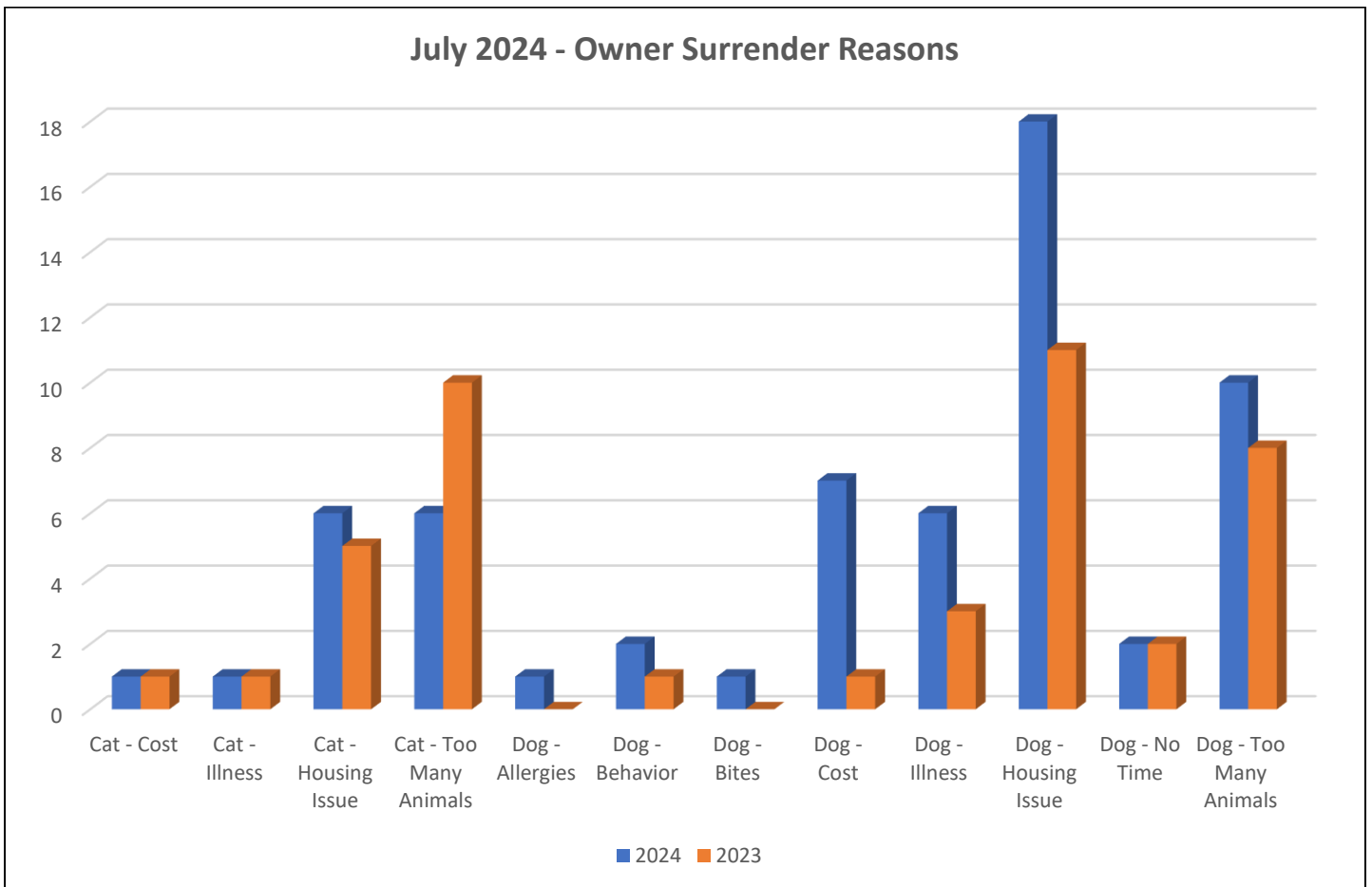
Adoptions Map



July 2024 Shelter Report

Owner Surrenders

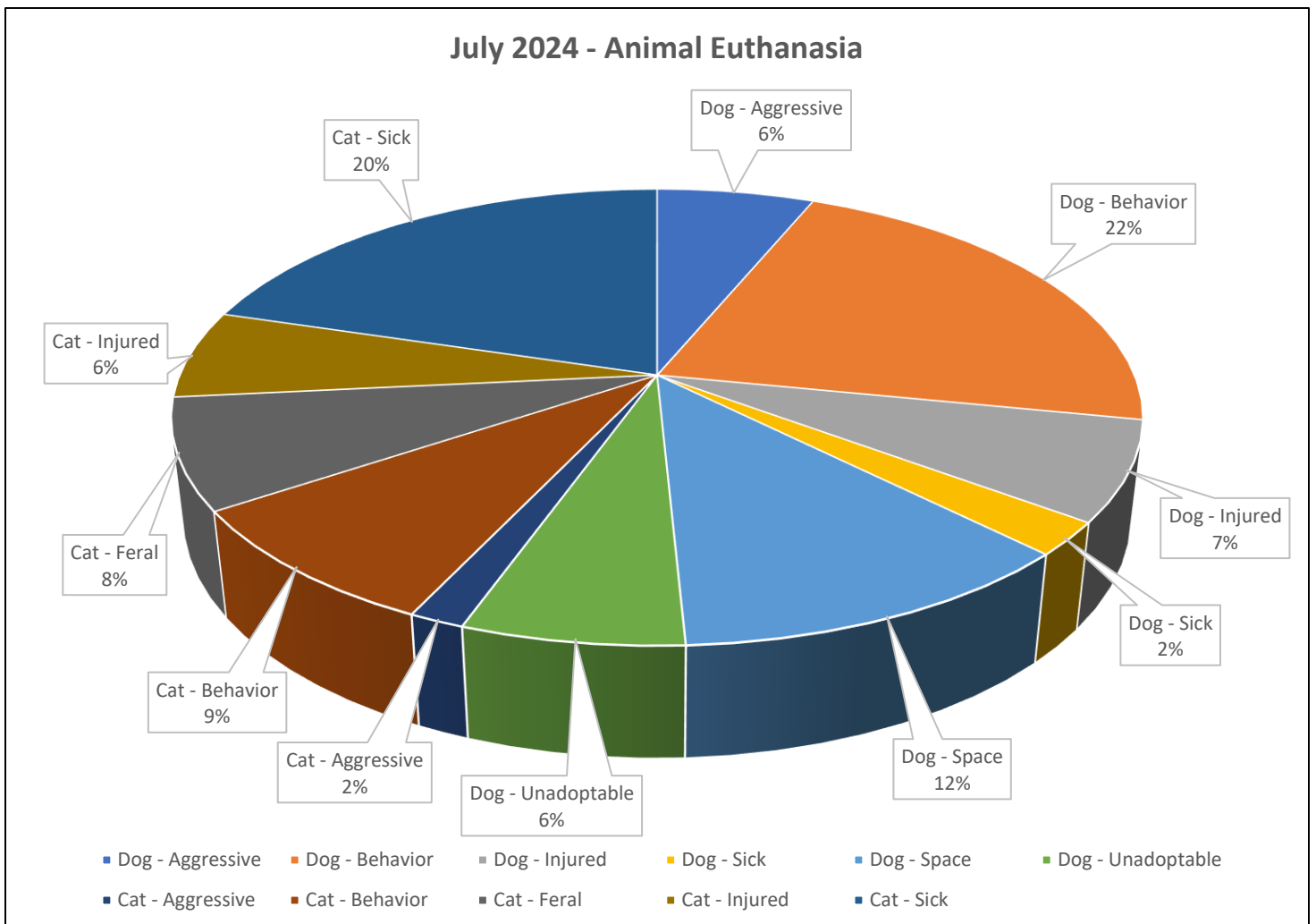
Owner Surrender Reason	62
Cat – Allergies	0
Cat – Behavior Negative	0
Cat – Family Illness	1
Cat – Housing Issue	6
Cat – No Time	0
Cat – Not Good W/Children	0
Cat – Too Many Animals	6
Cat – Cost	1
Dog – Behavior Negative	2
Dog – Cost	7
Dog – Family Illness	6
Dog – Housing Issue	18
Dog – Military/Deployed	0
Dog – No Time	2
Dog – Too Many Animals	10
Dog – Allergies	1
Dog – Bites	1



July 2024 Shelter Report

Euthanasia

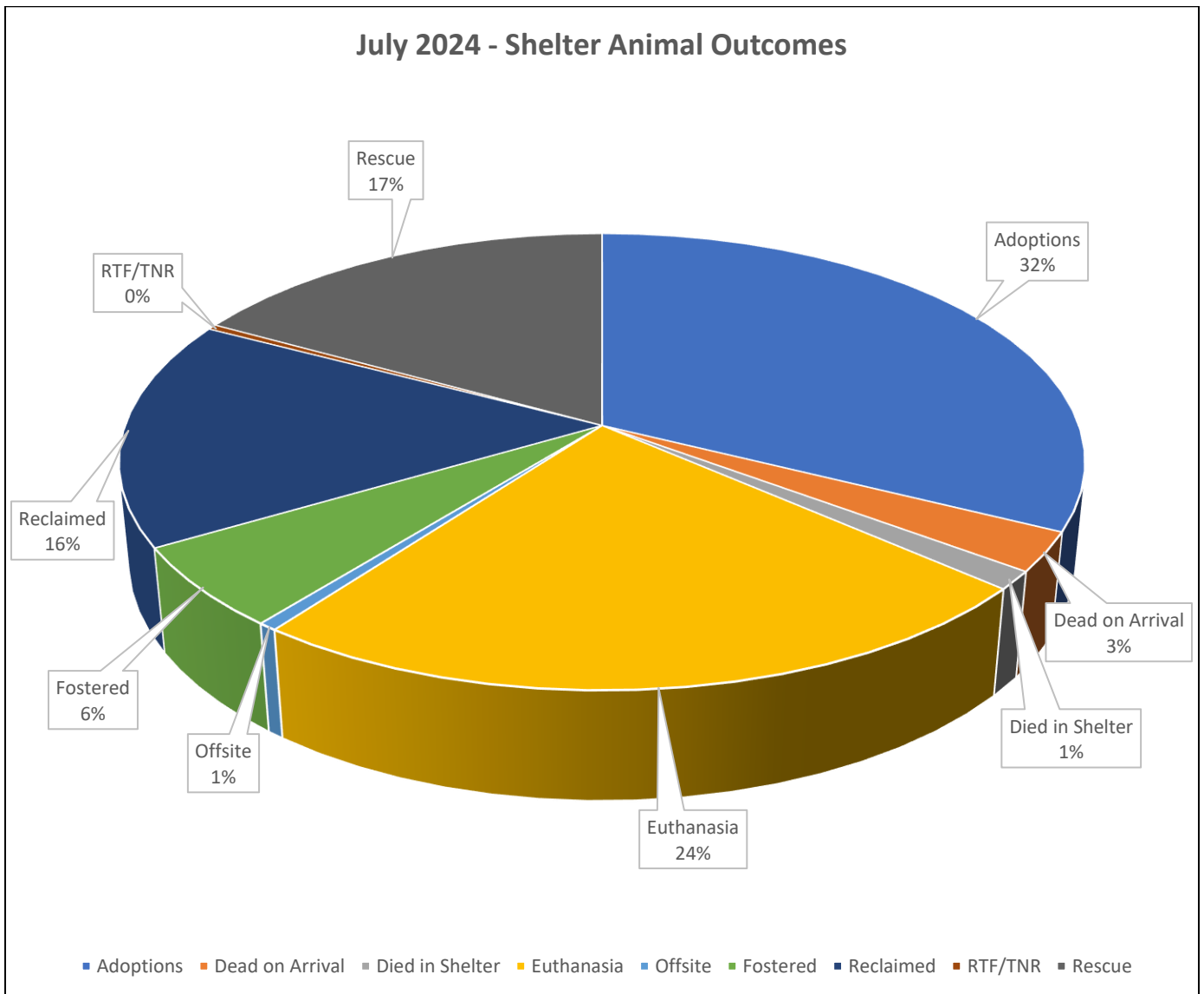
Animal Euthanasia		128
Dogs/Puppies		71
Aggressive		8
Behavior		28
Sick		3
Injured		9
Unadoptable		8
Feral		0
Space		15
Cats/Kittens		57
Feral		10
Injured		8
Aggressive		2
Sick		26
Unadoptable		0
Behavior		11



July 2024 Shelter Report

Outcomes

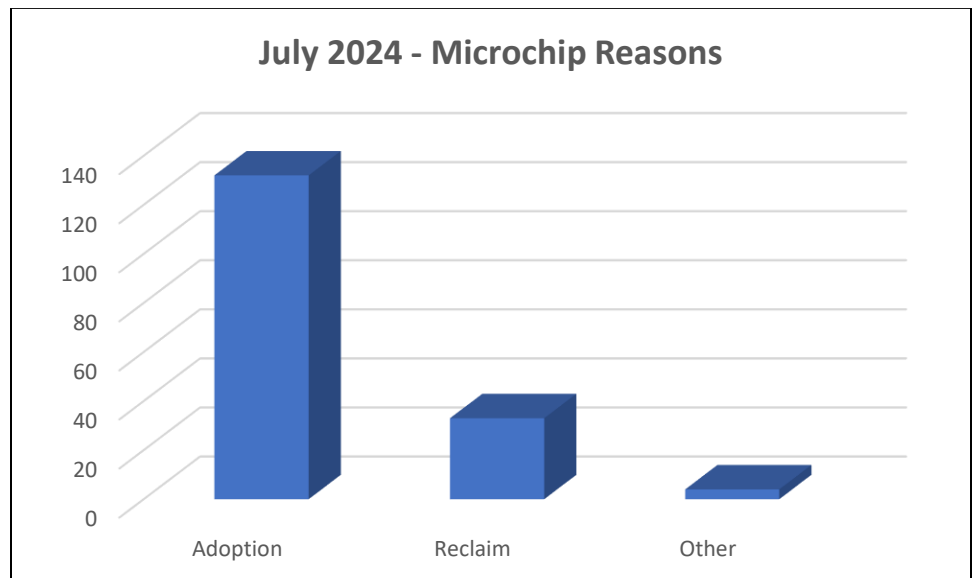
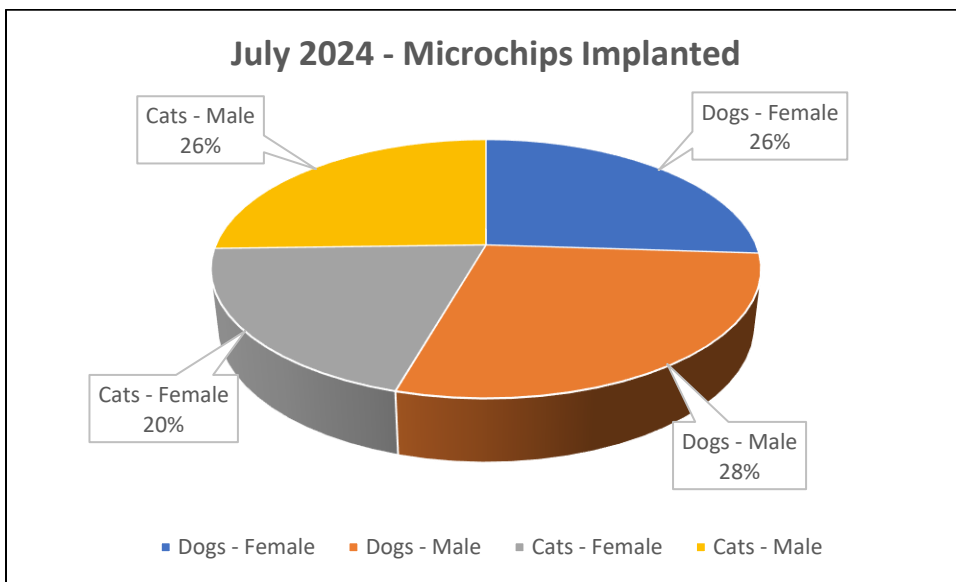
Animal Outcomes	538
Adoptions	174
Dead on Arrival	15
Died in Shelter	7
Escaped	0
Euthanasia	128
Offsite	3
Fostered	31
Reclaimed	87
RTF/TNR	2
Rescue	91



July 2024 Shelter Report

Microchips Issued

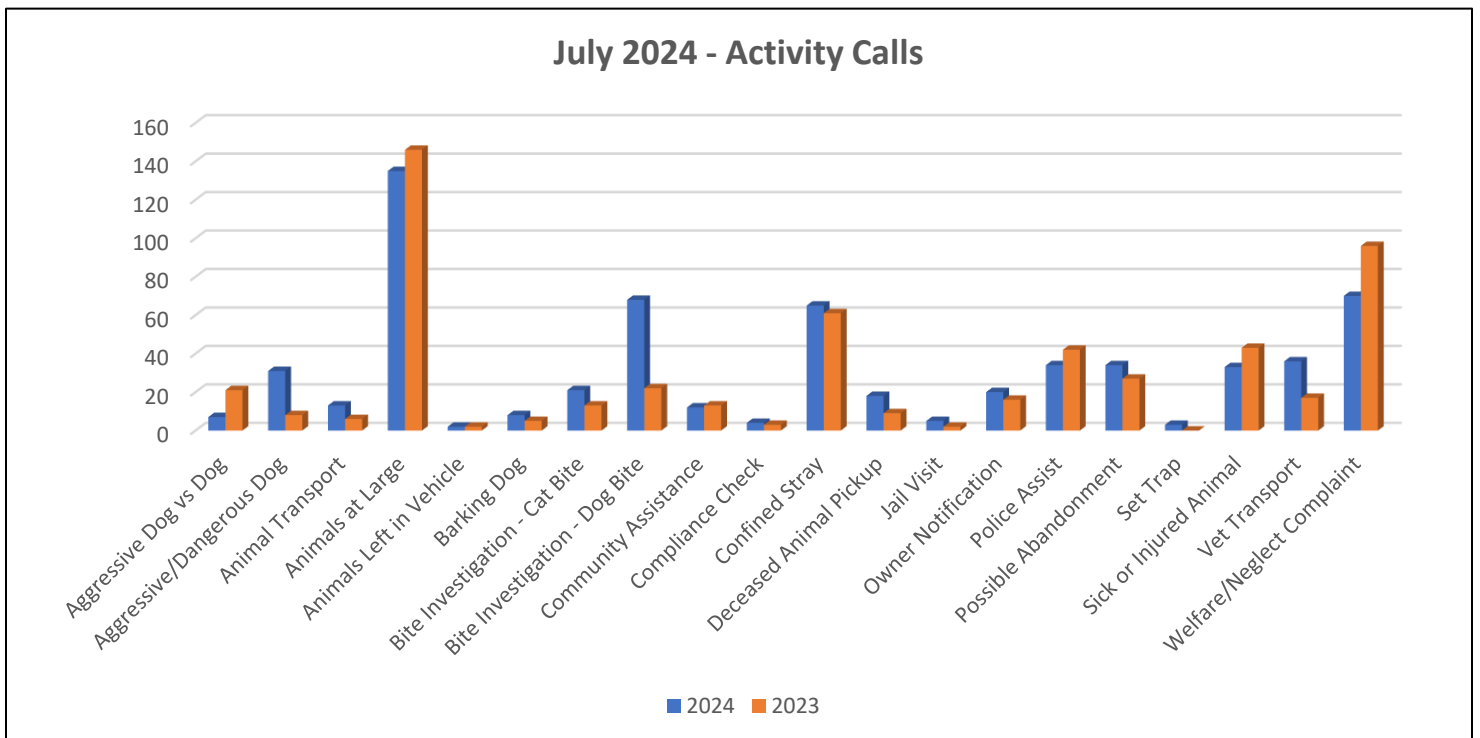
Microchips Implanted	158
Dogs – Female	44
Dogs – Male	48
Cats – Female	34
Cats – Male	43
Adoptions	132
Reclaimed	33
Other	4
Event	0



July 2024 Shelter Report

Activity Calls

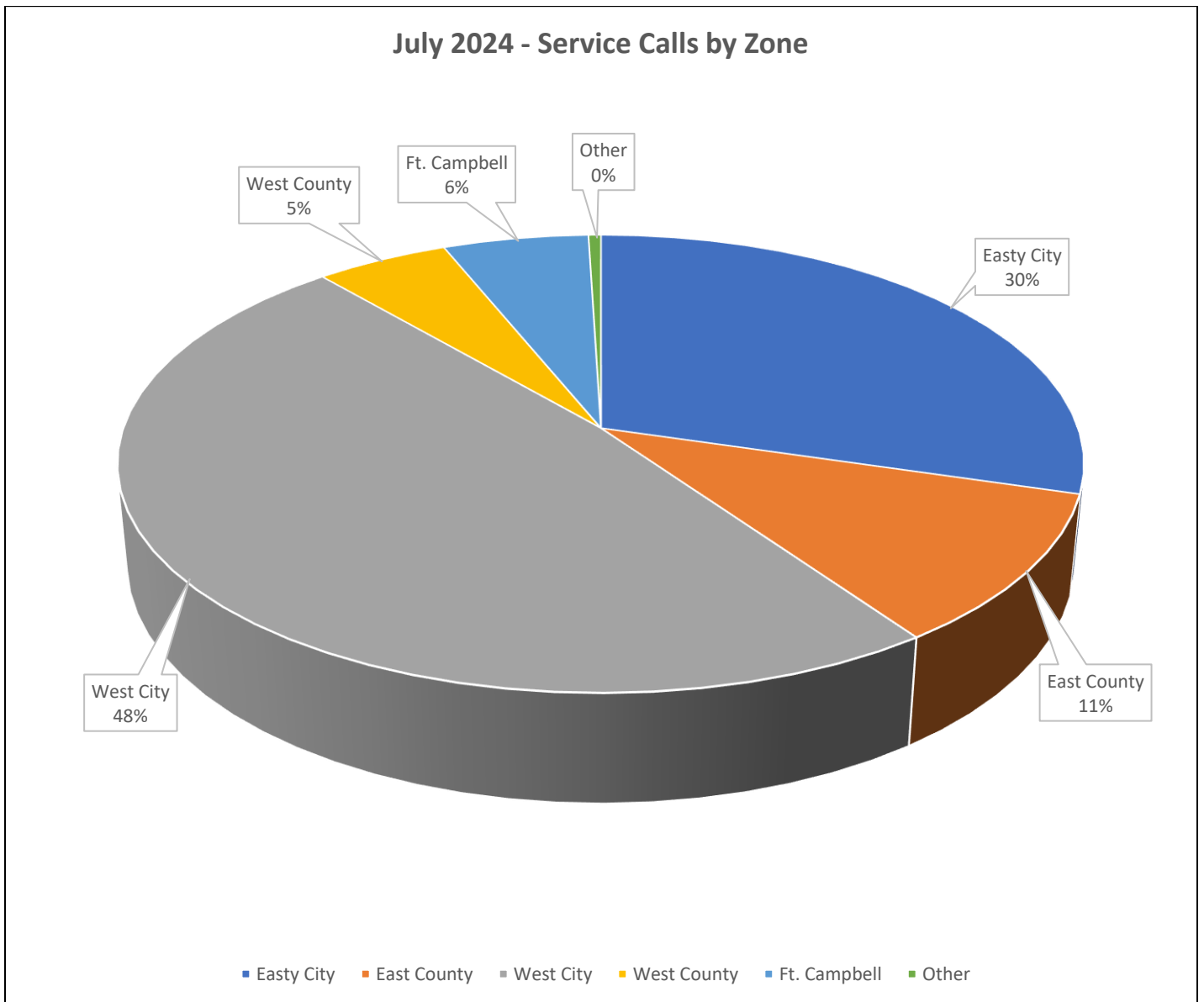
Service Calls	619
Aggressive Dog Vs Dog	7
Aggressive/Dangerous Dog	31
Aggressive Dog Vs. Other	0
Animal Transport	13
Animal Left in Vehicle	2
Animals at Large	135
Barking Dog	8
Bites involving Cats	21
Bites involving Dogs	68
Bites Other Animals	0
Community Assistance	12
Compliance Check	4
Confined Stray	65
Dog in School	0
Deceased Animal Pick Up	18
Jail Visit	5
Owner Notification	20
Police Assist	34
Possible Abandonment	34
Possibly Rabid Animal	0
Set Trap	3
Sick or Injured Animal	33
Vet Transport	36
Welfare or Neglect Complaint	70



July 2024 Shelter Report

Activity Calls by Zones

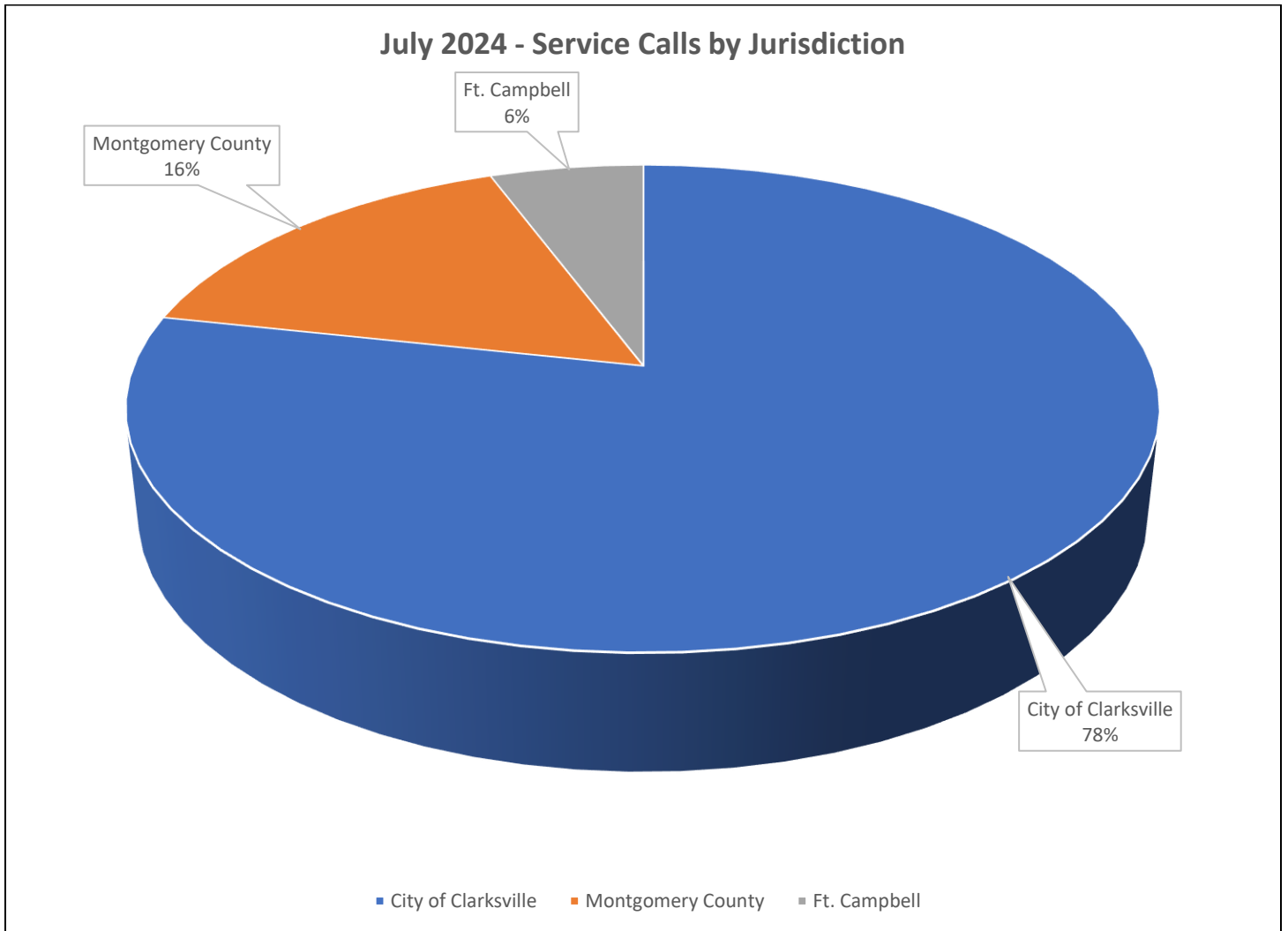
Service Calls by Zone	619
East City	183
East County	66
West City	300
West County	32
Ft. Campbell	35
Other	3



July 2024 Shelter Report

Activity Calls by Jurisdiction

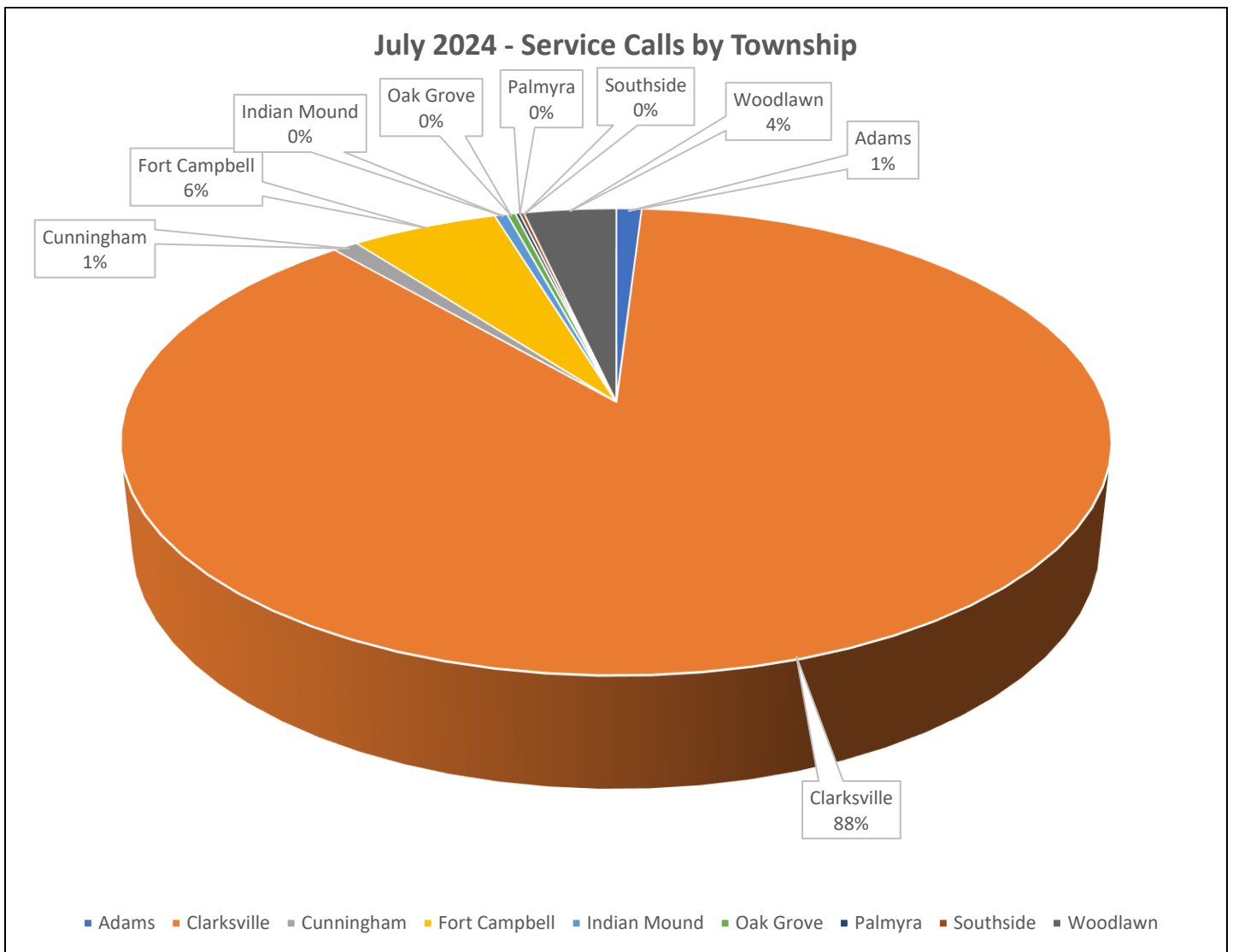
Service Calls by Jurisdiction	517
City of Clarksville	422
Montgomery County	65
Ft. Campbell	30
Out of County	0



July 2024 Shelter Report

Activity Calls by Townships

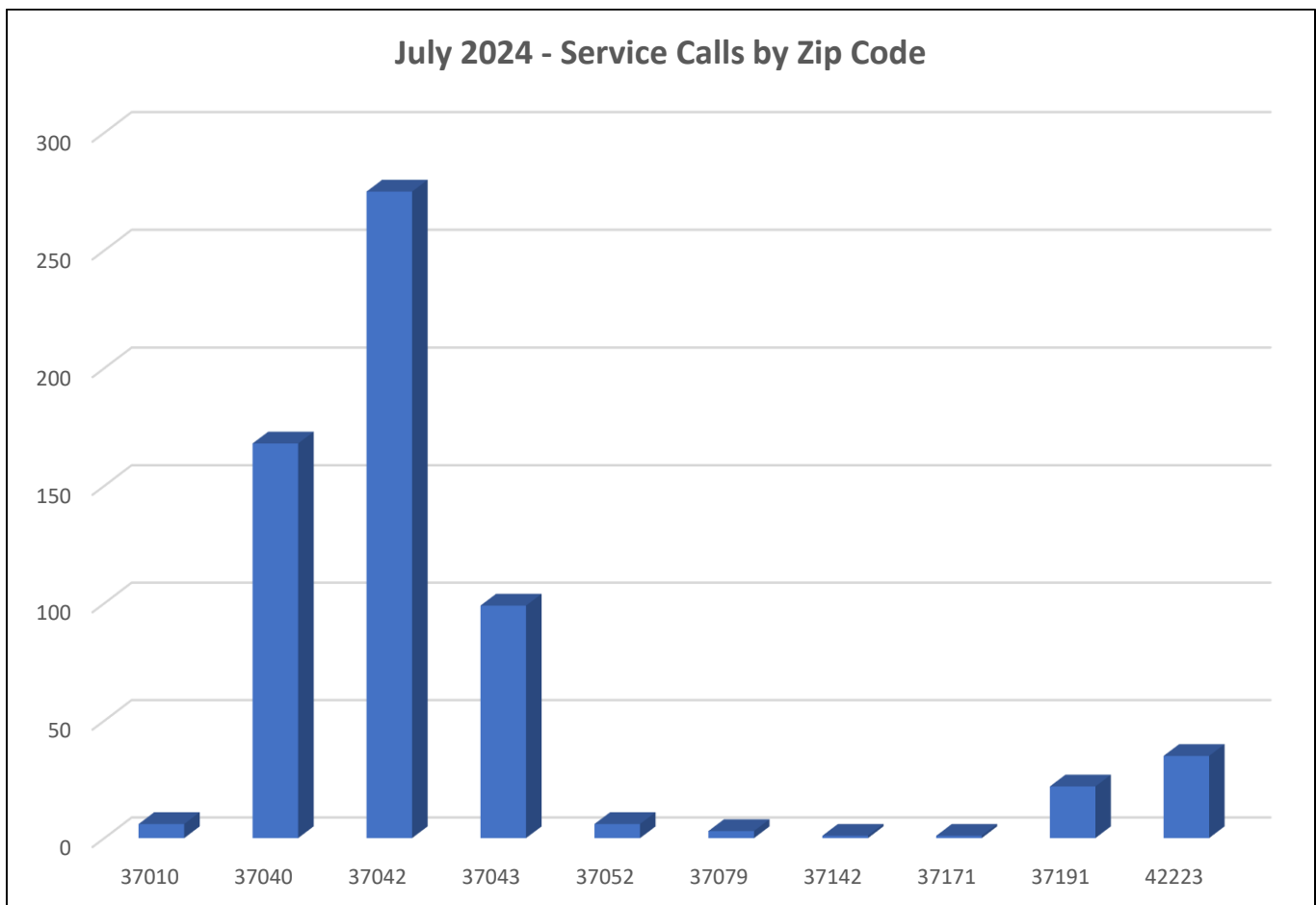
Service Calls by Township	517
Adams	1
Clarksville	457
Cumberland Furnace	1
Cumberland City	1
Cunningham	6
Fort Campbell	30
Indian Mound	1
Palmyra	7
Southside	1
Woodlawn	12
Other	0



July 2024 Shelter Report

Service Calls by Zip Code

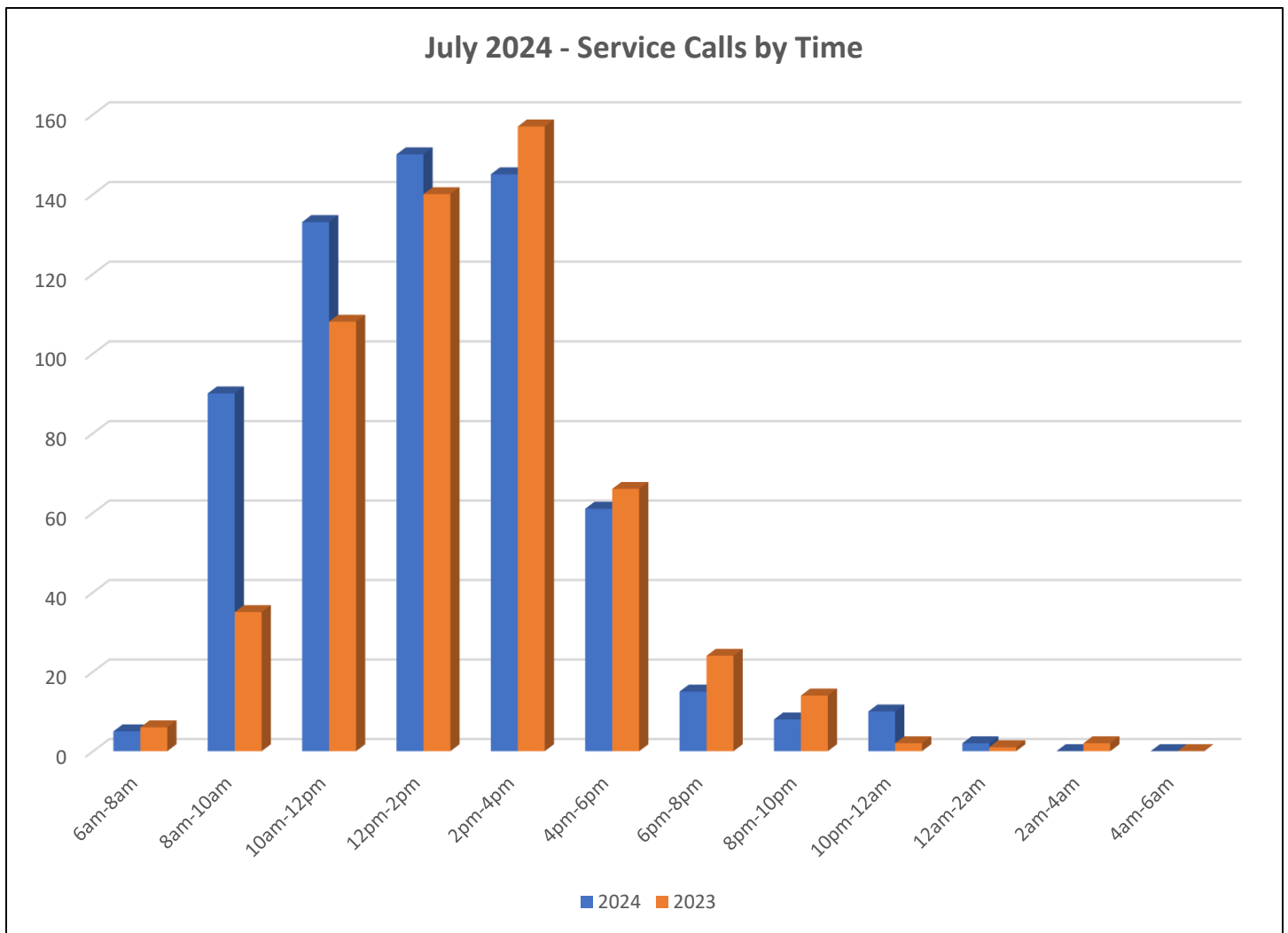
Service Calls Outcomes	619
37010	6
37040	168
37042	275
37043	99
37050	0
37051	0
37052	6
37079	3
37091	0
37142	1
37171	1
37191	22
42223	35
42240	0



July 2024 Shelter Report

Activity by Time of Day

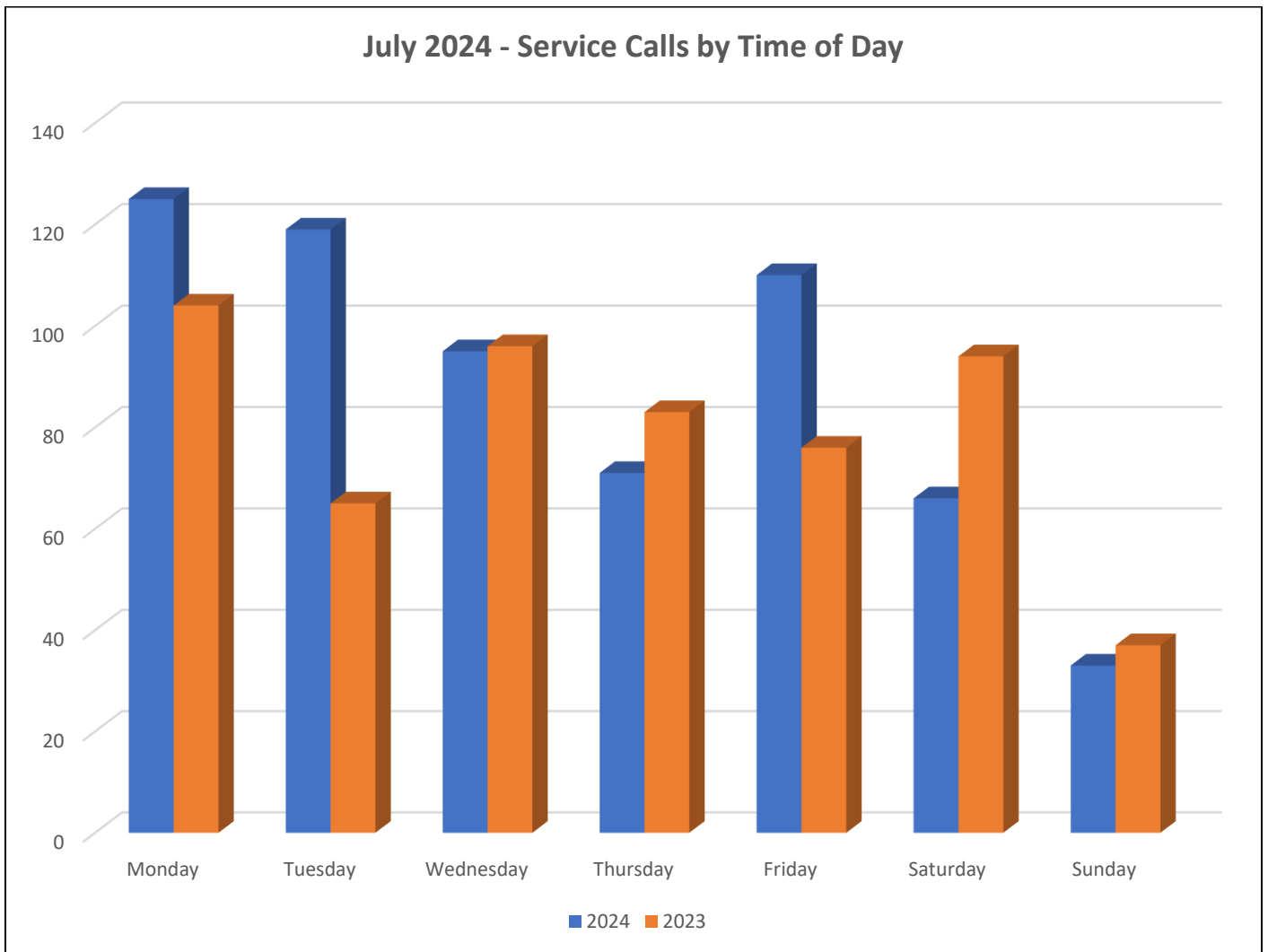
Service Calls by Time of Day	619
6am to 8am	5
8am to 10am	90
10am to 12pm	133
12pm to 2pm	150
2pm to 4pm	145
4pm to 6pm	61
6pm to 8pm	15
8pm to 10pm	8
10pm to 12am	10
12am to 2am	2
2am to 4am	0
4am to 6am	0



July 2024 Shelter Report

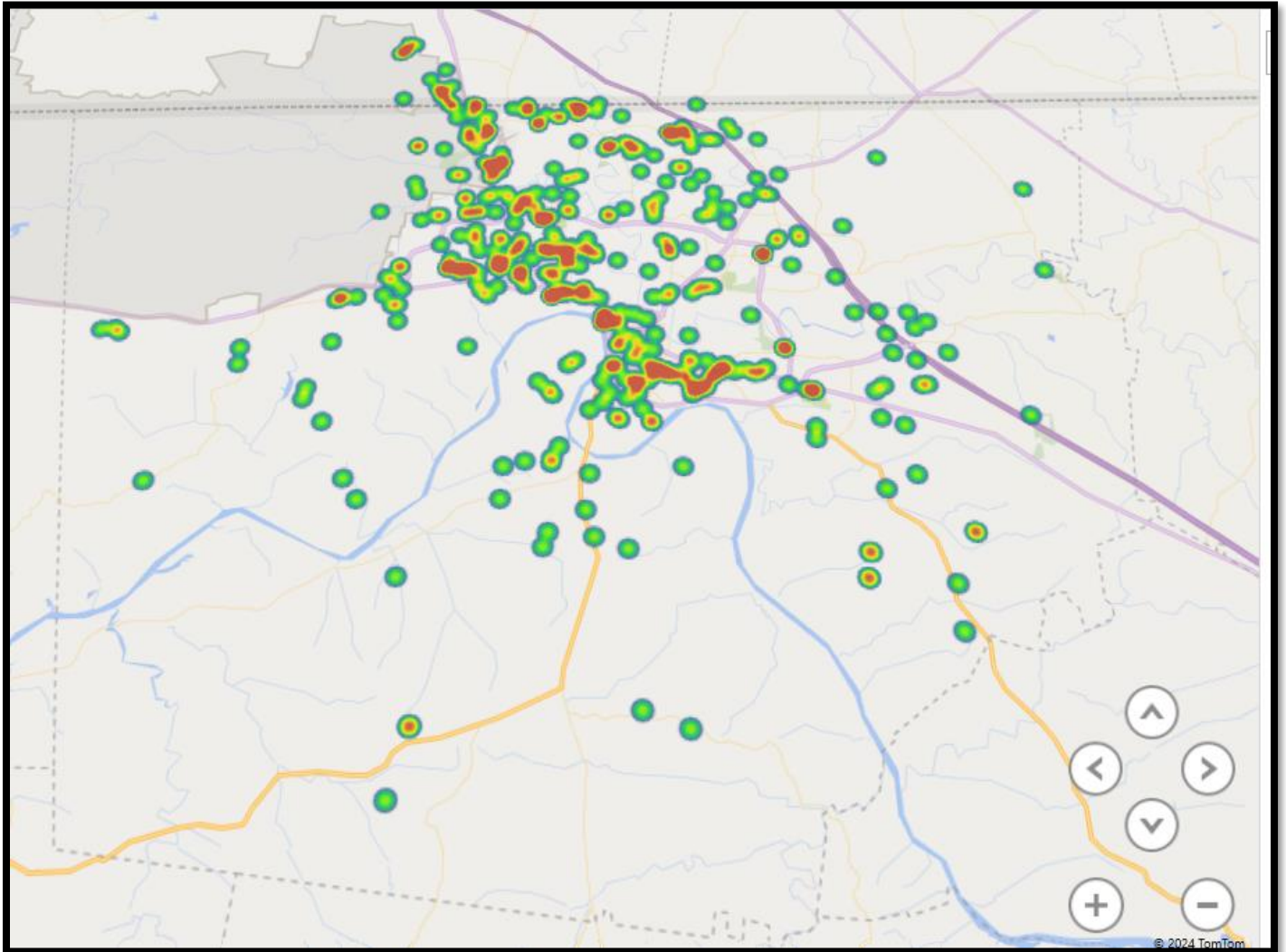
Activity by Day of Week

Service Calls by Day	619
Monday	125
Tuesday	119
Wednesday	95
Thursday	71
Friday	110
Saturday	66
Sunday	33



July 2024 Shelter Report

Activity Heat Map

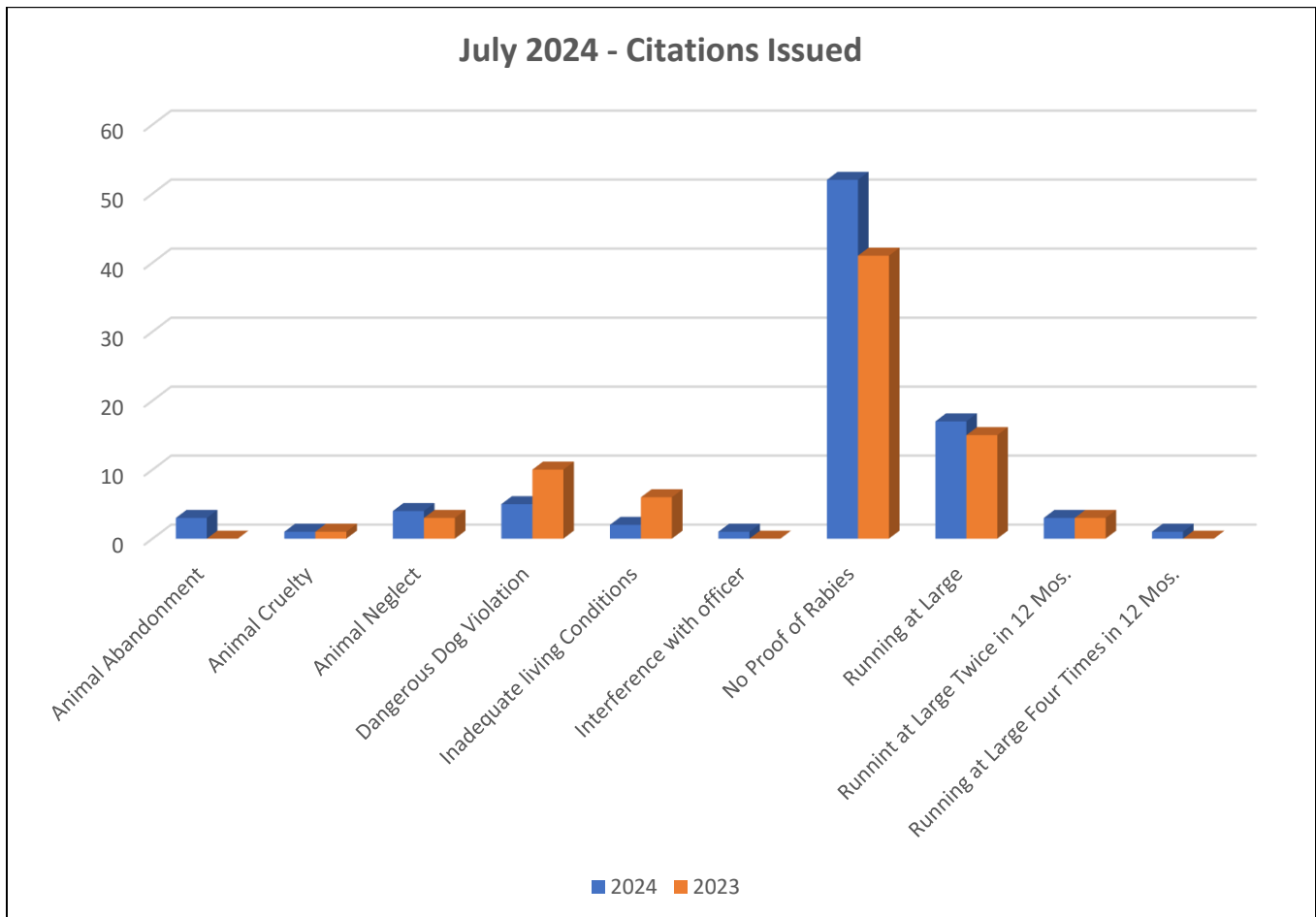


July 2024 Shelter Report

Citations Issued

Citations Issued	89
Animal Abandonment	3
Animal Cruelty	1
Animal Neglect	4
Dangerous Dog Violation	5
Inadequate Living Conditions	2
Interference with Officer	1
No Proof of Rabies Vaccination	52
Running at Large	17
Running at Large Twice in 12 Months	3
Running at Large Fourth in 12 Months	1

Citation Outcomes	89
Sent to General Sessions	48
Rectified Prior to Court	21
Pending	19
Warning Citation	1



2024 Totals

Activity	Jan.	Feb.	Mar.	Apr.	May	Jun.	Jul.	Aug.	Sep.	Oct.	Nov.	Dec.	Total	2023	Trend	% Change
Owner Surrenders	52	44	29	56	44	49	62						336	661	576	
Intakes	340	329	336	411	476	491	542						2925	4,438	5,014	
Stray Dog	166	178	167	156	185	171	197						1220	1,792	2,046	
Stray Cat	63	64	74	107	170	181	221						880	1,411	1,318	
Calls for Service	540	554	623	609	583	517	619						4045	7,130	6,852	
Euthanasia dog	37	54	15	28	56	52	71						313	419	484	
Euthanasia Cat	10	16	9	26	18	24	57						160	383	206	
Microchips Issued	152	102	149	150	137	137	158						985	1,438	1,654	
Adoptions	141	122	155	129	131	132	174						984	1,607	1,620	
Rescue/Transfer	53	54	57	79	134	105	91						573	972	964	
Incoming Phone Calls	1,926	2,200	2,421	2,507	2,296	2,295	2,552						16,197	26,816	27,290	
Visitors	1,081	1,364	1,411	941	1,120	1,262	1,576						8755		14,358	

Live Release Rate%	Jan.	Feb.	Mar.	Apr.	May	Jun.	Jul.	Aug.	Sep.	Oct.	Nov.	Dec.	Total	2023	% Change
Dogs	76%	76%	93%	88%	79%	78%	73%						80.4%		
Cats	89%	80%	91%	81%	91%	84%	72%						84%		
Total Live Release	80%	77%	92%	85%	84%	81%	73%						82%		

2023 Totals

Activity	Jan.	Feb.	Mar.	Apr.	May	Jun.	Jul.	Aug.	Sep.	Oct.	Nov.	Dec.	Total	2022	% Change
Owner Surrenders	49	50	56	63	70	41	52	44	41	30	32	36	564	661	-14.6%
Intakes	348	334	354	386	478	427	426	412	419	450	379	319	4,732	4,438	6.2%
Stray Dog	148	139	179	172	198	166	185	170	161	162	163	134	1,977	1,792	9.3%
Stray Cat	85	74	57	101	134	141	114	131	164	152	116	85	1,654	1,411	14.6%
Calls for Service	641	609	745	703	742	667	555	601	561	556	519	522	7,421	7,130	4%
Euthanasia dog	42	34	47	46	48	66	60	53	59	53	47	28	553	419	30%
Euthanasia Cat	15	15	21	17	16	34	61	52	48	57	29	15	380	383	.7%
Microchips Issued	109	123	123	124	160	131	140	110	132	182	154	143	1,631	1,438	11.8%
Adoptions	122	130	121	106	147	131	144	113	138	171	152	133	1,608	1,607	-.2%
Rescue/Transfer	68	44	54	70	39	52	23	38	51	51	36	47	573	972	-41%
Incoming Phone Calls	2,347	1,913	2,345	2,225	2,540	2,246	2,266	2,454	2,131	2,257	1,967	2,125	26,816	--	--

Live Release Rate%	Jan.	Feb.	Mar.	Apr.	May	Jun.	Jul.	Aug.	Sep.	Oct.	Nov.	Dec.	Total	2022	% Change
Dogs	89%	83%	81%	80%	82%	71%	75%	74%	67%	75%	80%	76%	78%	84%	-9%
Cats	91%	84%	78%	83%	85%	72%	57%	54%	71%	69%	80%	88%	76%	72%	5.2%
Total Live Release	90%	83%	80%	81%	82%	71%	68%	67%	69%	72%	80%	82%	77%	80%	-3.7%

2022 Totals

Activity	Jan.	Feb.	Mar.	Apr.	May	Jun.	Jul.	Aug.	Sep.	Oct.	Nov.	Dec.	Total	2021	% Change
Owner Surrenders	31	110	75	41	31	56	36	47	54	48	49	52	661	633	4%
Intakes	234	320	329	313	384	396	313	508	456	434	369	382	4,438	3,761	15%
Stray Dog	114	109	150	108	119	129	158	202	171	153	166	192	1,792	1,435	20%
Stray Cat	67	47	80	129	195	175	91	177	164	146	78	62	1,411	1,065	25%
Calls for Service	397	409	614	615	592	628	637	649	630	642	636	681	7,130	5,328	25%
Euthanasia dog	19	32	27	21	24	35	36	64	55	27	50	64	419	232	45%
Euthanasia Cat	11	27	30	18	29	84	42	52	73	66	46	18	383	350	8%
Microchips Issued	128	99	150	123	140	144	193	172	128	170	135		1,438	1,636	-12%
Adoptions	137	99	142	122	110	142	184	187	141	186	122	177	1,607	1,523	5%
Rescue/Transfer	60	68	75	131	77	68	35	85	83	63	46	67	790	972	-18%
Incoming Phone Calls	**	**	**	**	**	**	**	**	**	2,400	2,192	2,155	6,747	---	---

Live Release Rate%	Jan.	Feb.	Mar.	Apr.	May	Jun.	Jul.	Aug.	Sep.	Oct.	Nov.	Dec.	Total	2021	% Change
Dogs	89.4%	83%	87%	91%	88%	85%	86%	76%	76%	89%	76%	77%	84%	86%	-2%
Cats	90%	73%	75%	88%	78%	54%	71%	71%	56%	65%	60%	87%	72%	72%	0%
Total Live Release	89.4%	80%	83%	90%	84%	72%	80%	74%	67%	78%	71%	81%	80%	85%	-5%