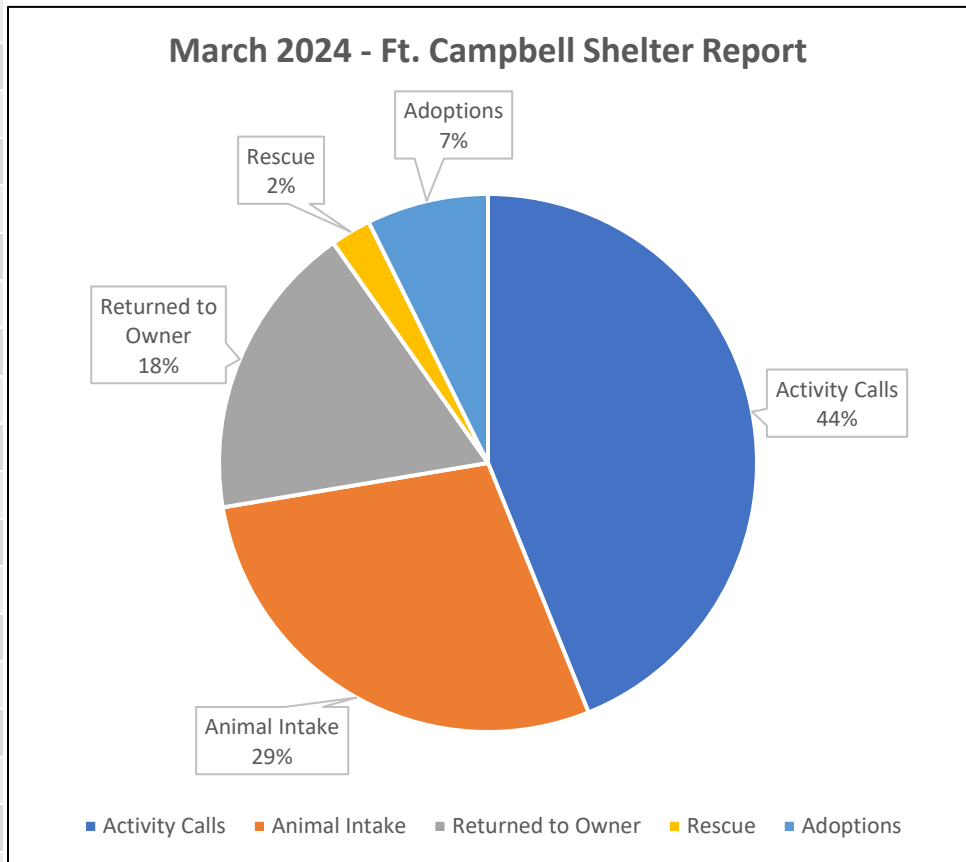




## March 2024 Ft. Campbell Shelter Report

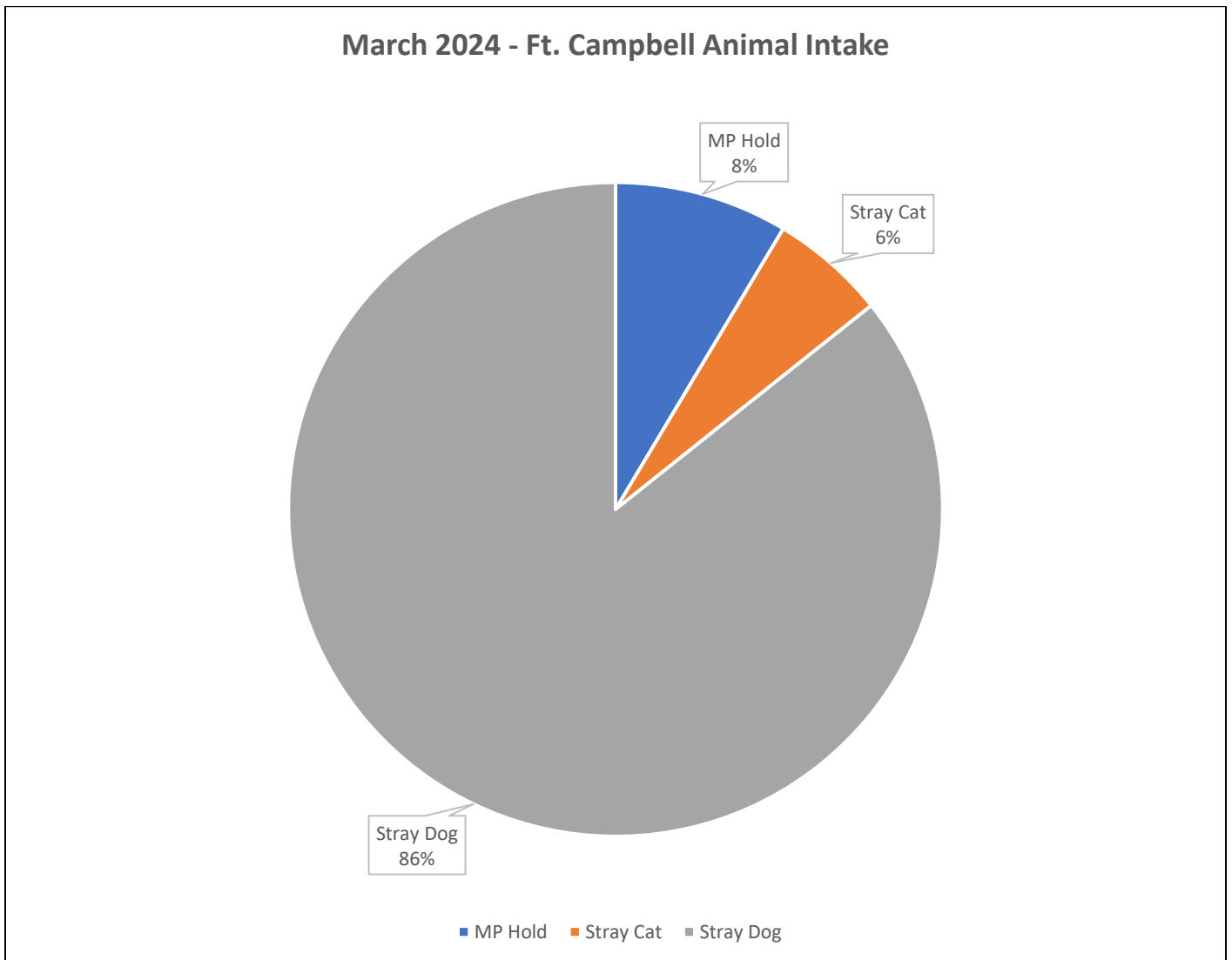
March 2024	
Activity Calls	<b>54</b>
Animal Intakes	<b>35</b>
Dogs	33
Cats	2
Other	0
<b>Incoming Per Day</b>	<b>1.4</b>
Returned to Owner	<b>22</b>
Dogs – In Field	5
Cats – In Field	0
Dogs – From Shelter	17
Cats – From Shelter	0
Rescue Transfers	<b>3</b>
Dogs Transferred	0
Cats Transferred	3
Animals Adopted	<b>9</b>
Dogs Altered	2
Dogs Unaltered	4
Cats Altered	3
Cats Unaltered	0
Rabbit	0
Fostered	<b>0</b>
Dogs Fostered	0
Cats Fostered	0
Euthanasia	<b>0</b>
Dogs Euthanized	0
Cats Euthanized	0
TNR/Returned to Field	<b>0</b>
Visitors to Shelter	<b>93</b>
Avg. Visitors per Day	4



# March 2024 Ft. Campbell Shelter Report

## Animal Intake Reasons

Intake Reasons	35
Stray Dog	30
Stray Cat	2
MP Hold	3
Returned Adoption	0
Abandoned	0
Protective Custody	0
Owner Surrender	0
MP Hold	0
Bite Quarantine	0
Foster Return	0

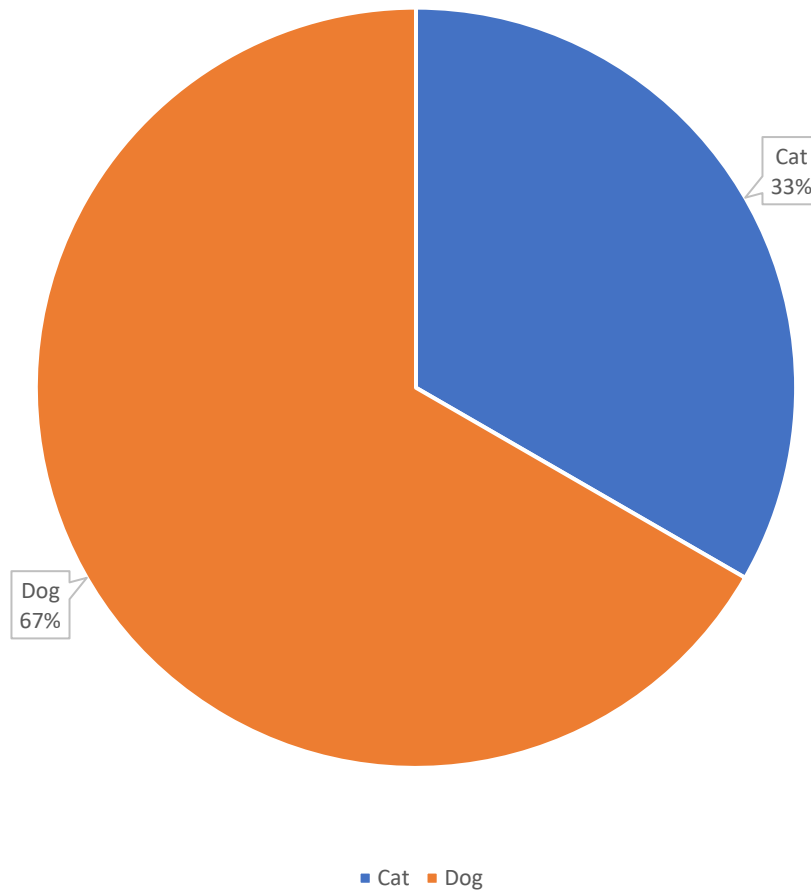


# March 2024 Ft. Campbell Shelter Report

## Animal Adoptions

Adoptions	9
Dogs/Puppies	6
Cats/Kittens	3
Other Animals	0

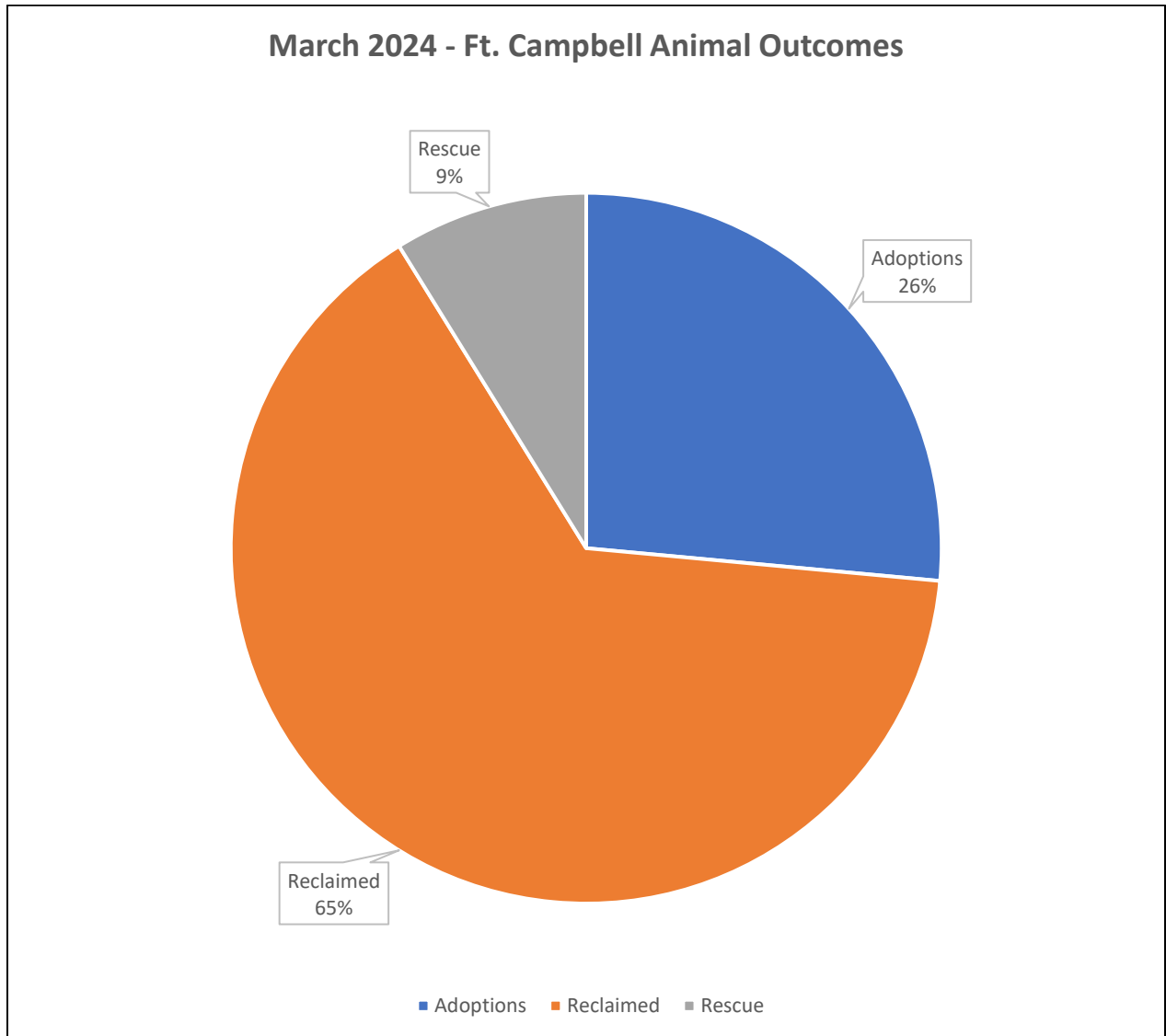
March 2024 - Ft. Campbell Adoptions



# March 2024 Ft. Campbell Shelter Report

## Outcomes

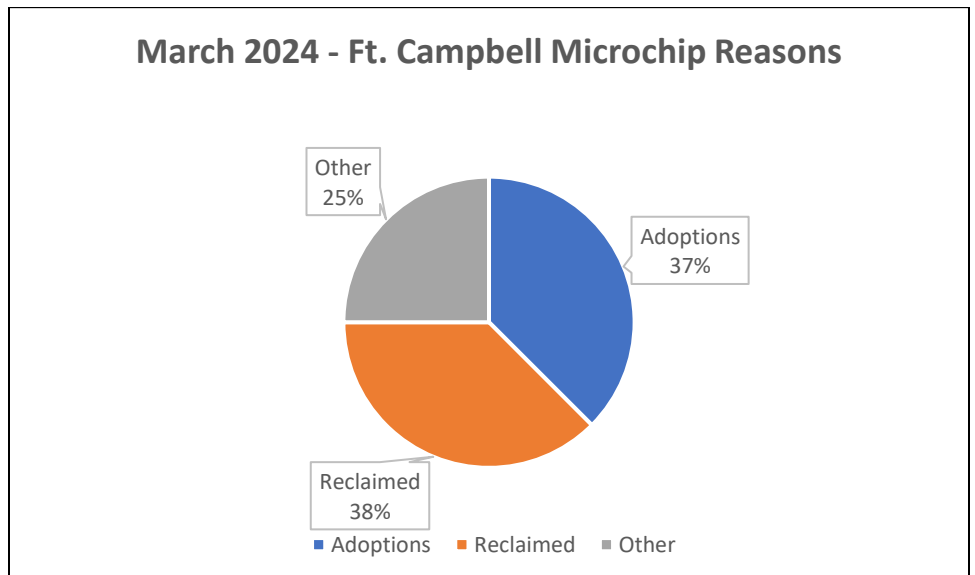
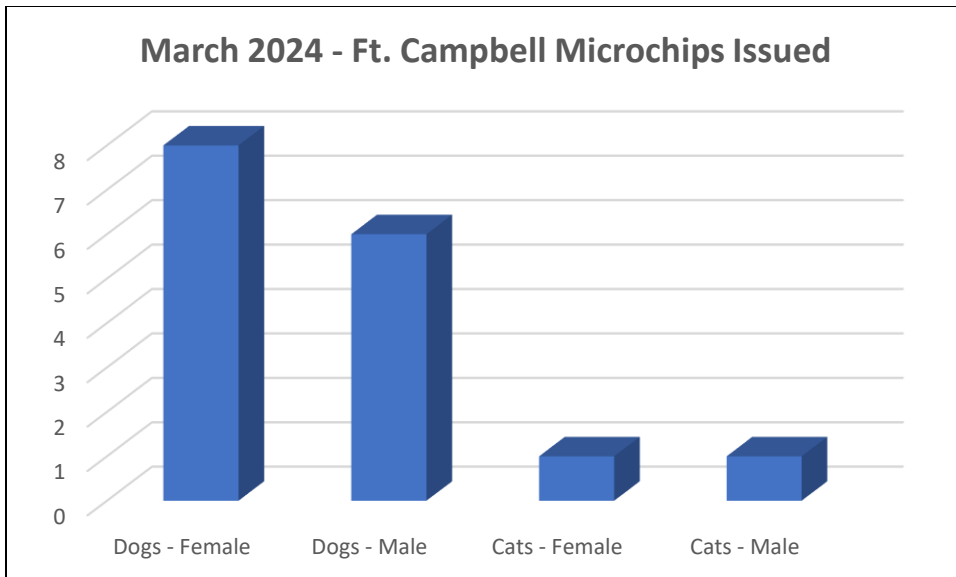
Animal Outcomes	34
Adoptions	9
Fostered	0
Reclaimed	22
Transferred to Rescue	3
Euthanasia	0
Dead on Arrival	0



# March 2024 Ft. Campbell Shelter Report

## Microchips Issued

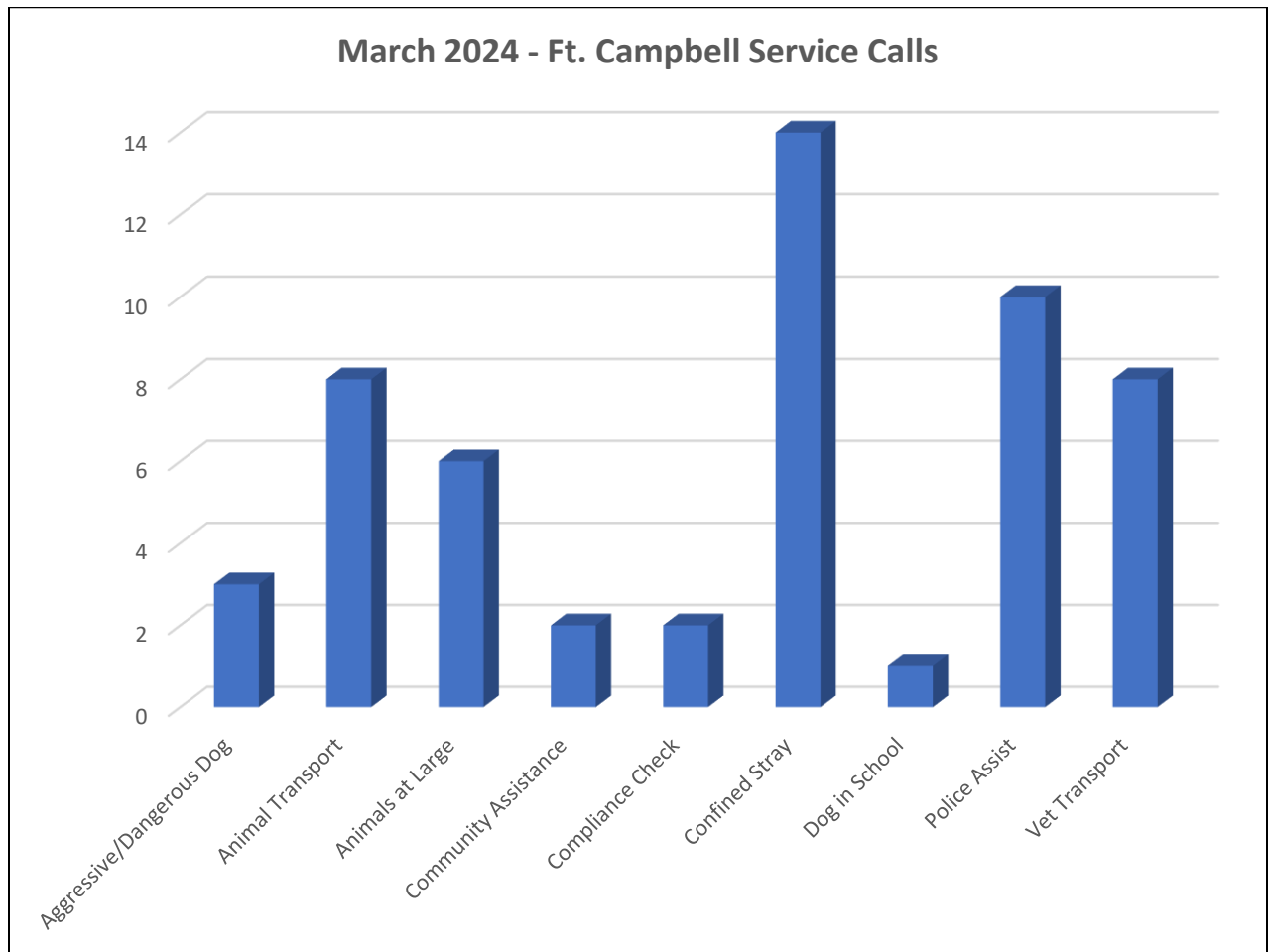
Microchips Implanted	16
Dogs – Female	8
Dogs – Male	6
Cats – Female	1
Cats – Male	1
Adoptions	6
Reclaimed	6
Other	4



# March 2024 Ft. Campbell Shelter Report

## Activity Calls

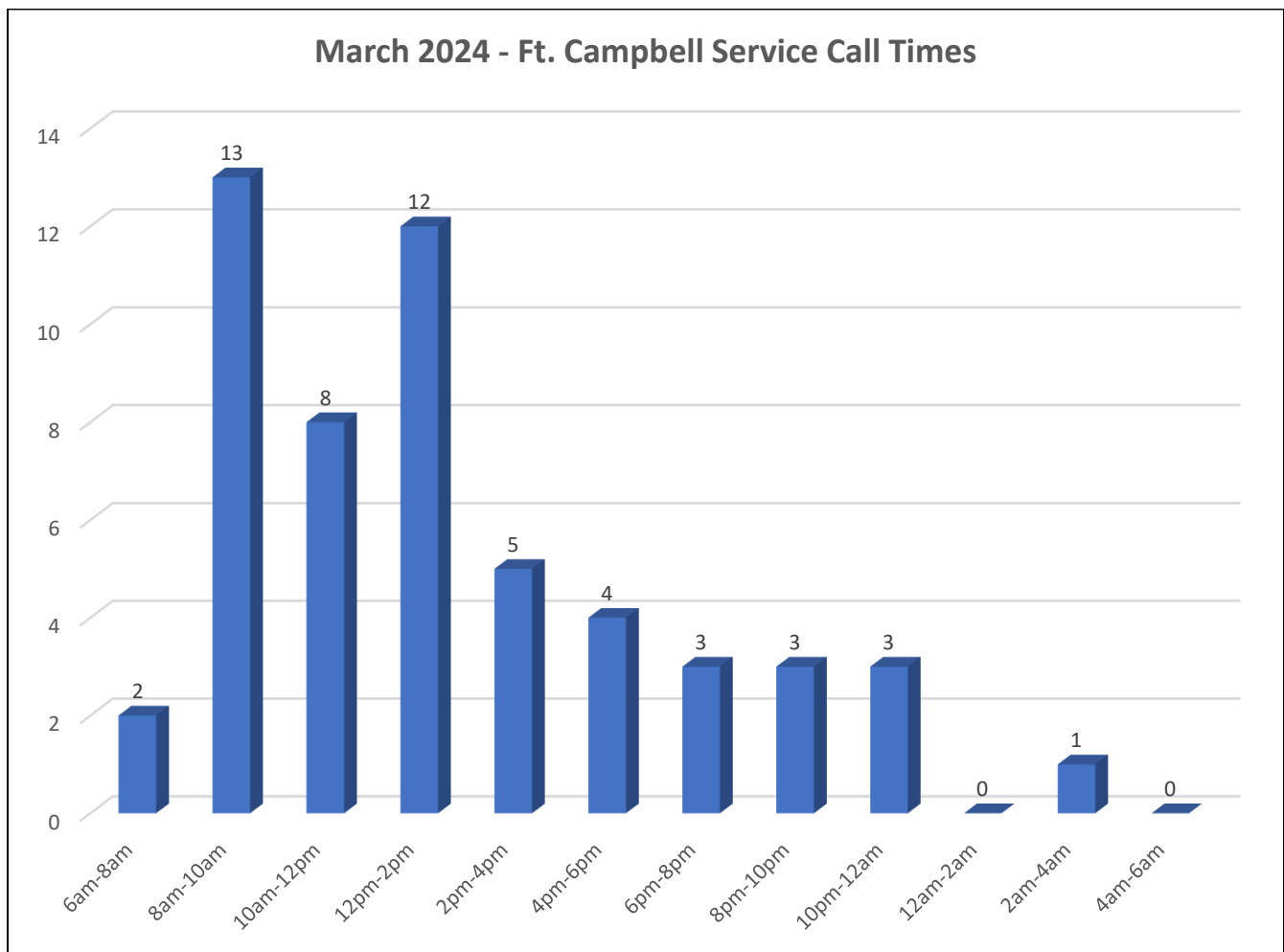
Service Calls	35
Animal Transport	7
Aggressive/Dangerous Dog	3
Animals at Large	7
Bite Investigation	0
Community Assist	1
Compliance Check	0
Confined Stray	7
Dog in School	0
Owner Notification	0
Police Assist	6
Vet Transport	4
Sick/Injured Animal	0
Welfare/Neglect	0



# March 2024 Ft. Campbell Shelter Report

## Activity by Time of Day

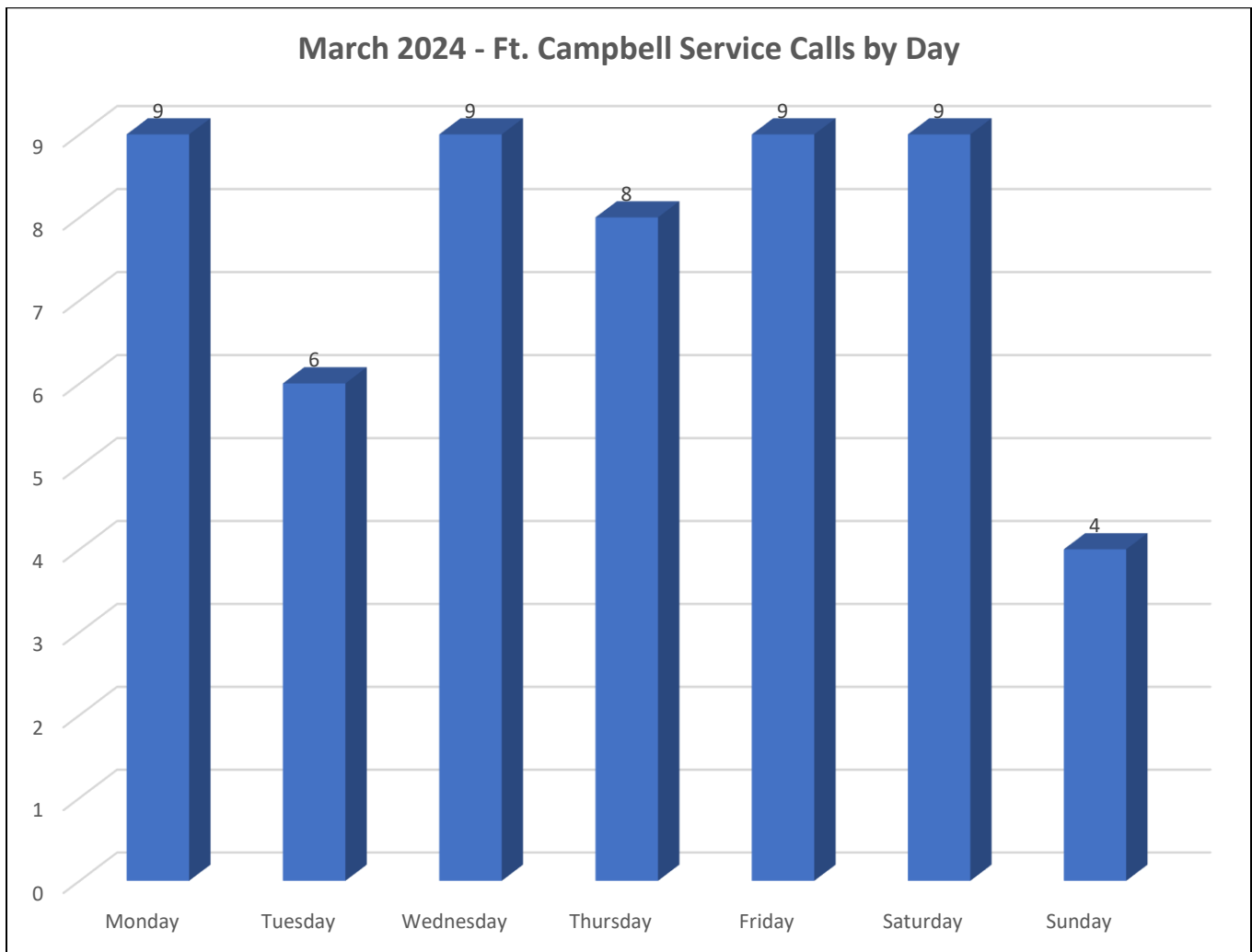
Service Calls by Time of Day	54
6am to 8am	2
8am to 10am	13
10am to 12pm	8
12pm to 2pm	12
2pm to 4pm	5
4pm to 6pm	4
6pm to 8pm	3
8pm to 10pm	3
10pm to 12am	3
12am to 2am	0
2am to 4am	1
4am to 6am	0



# March 2024 Ft. Campbell Shelter Report

## Activity by Day of Week

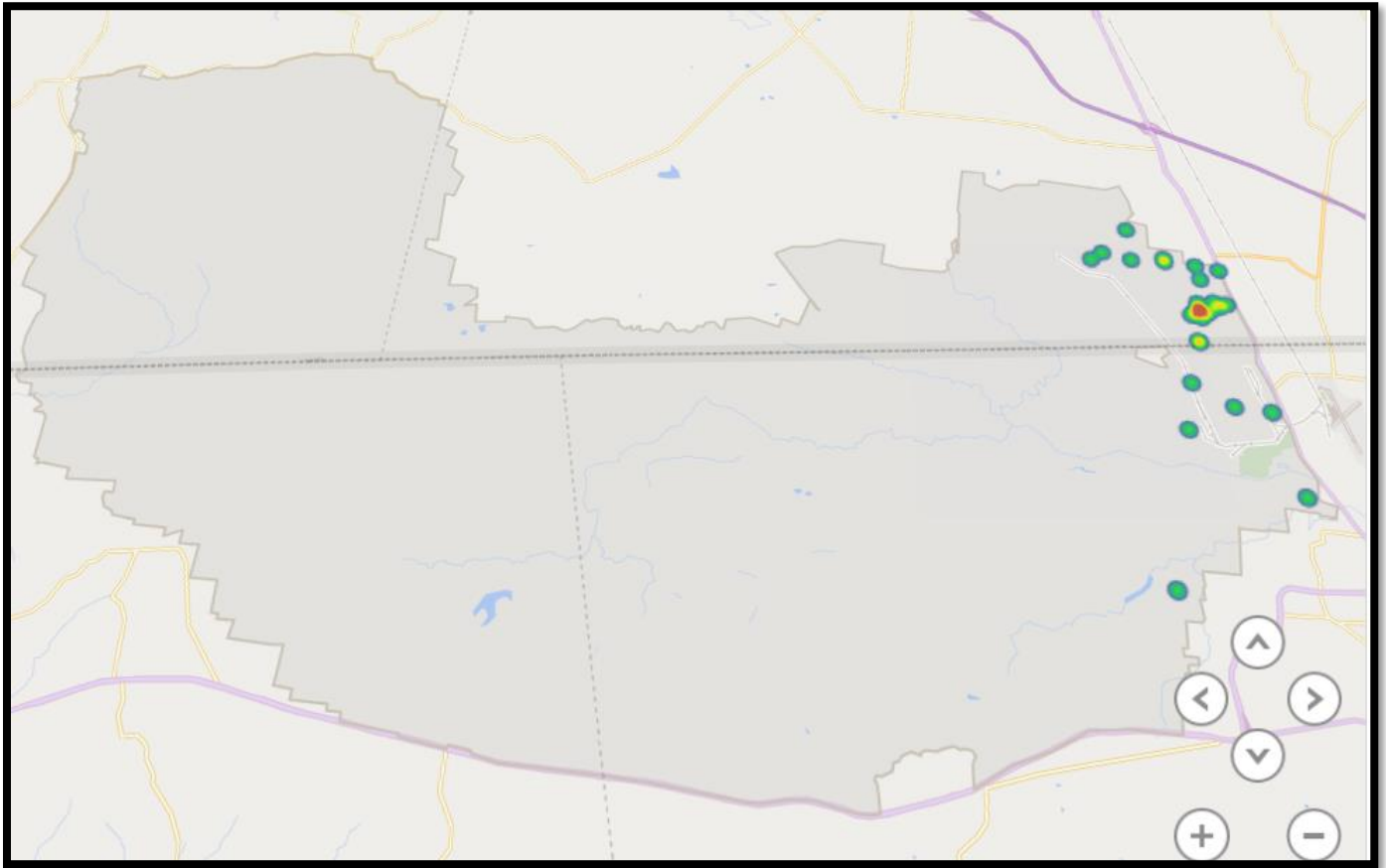
Service Calls by Day	54
Monday	9
Tuesday	6
Wednesday	9
Thursday	8
Friday	9
Saturday	9
Sunday	4





# March 2024 Ft. Campbell Shelter Report

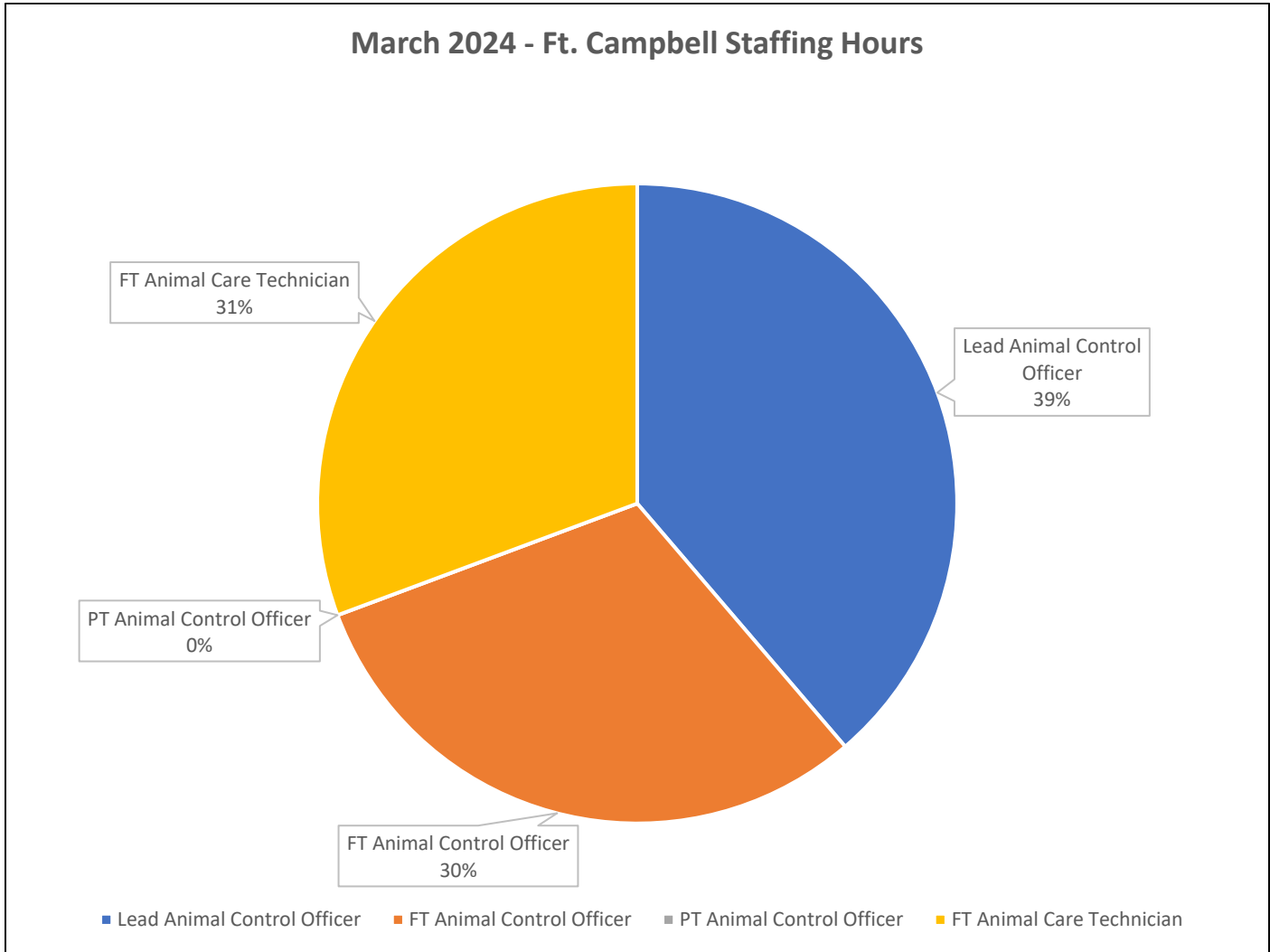
## Activity Heat Map



# March 2024 Ft. Campbell Shelter Report

## Personnel Staffing Hours

Personnel Hours	577
FT Lead Animal Control Officer	223.5
FT Animal Control Officer	176.5
PT Animal Control Officer	0
FT Animal Care Tech	177



## 2024 Totals

Activity	Jan.	Feb.	Mar.	Apr.	May	Jun.	Jul.	Aug.	Sep.	Oct.	Nov.	Dec.	Total	2022	% Change
<b>Owner Surrenders</b>	1	0	0										1		
<b>Intakes</b>	31	21	35										87		
<b>Stray Dog</b>	19	10	30										59		
<b>Stray Cat</b>	9	5	2										44		
<b>Calls for Service</b>	25	35	54										114		
<b>Euthanasia dog</b>	0	4	0										4		
<b>Euthanasia Cat</b>	1	2	0										3		
<b>Microchips Issued</b>	16	15	16										47		
<b>Adoptions</b>	14	13	9										36		
<b>Rescue/Transfer</b>	1	5	3										9		
<b>Incoming Phone Calls</b>	--	--	--										--		

Live Release Rate%	Jan.	Feb.	Mar.	Apr.	May	Jun.	Jul.	Aug.	Sep.	Oct.	Nov.	Dec.	Total	2022	% Change
<b>Dogs</b>	100%	83%	100%										94.3%		
<b>Cats</b>	92%	75%	100%										89%		
<b>Total Live Release</b>	95%	81%	100%										92%		

## 2023 Totals

Activity	Jan.	Feb.	Mar.	Apr.	May	Jun.	Jul.	Aug.	Sep.	Oct.	Nov.	Dec.	Total	2022	% Change
<b>Owner Surrenders</b>	0	0	0	0	0	0	0	0	0	0	0	0	0	0	0
<b>Intakes</b>	43	27	26	34	48	36	42	47	57	29	39	31	405	375	7.4%
<b>Stray Dog</b>	13	11	16	14	31	16	22	19	23	10	12	12	168	142	15.4%
<b>Stray Cat</b>	12	6	6	12	13	14	9	16	27	18	22	14	156	107	31.4%
<b>Calls for Service</b>	29	41	48	51	69	51	45	37	40	37	36	38	453	307	32%
<b>Euthanasia dog</b>	2	1	1	1	1	1	1	1	1	1	1	0	11	8	27%
<b>Euthanasia Cat</b>	1	0	1	2	0	1	0	2	4	4	4	0	19	4	78%
<b>Microchips Issued</b>	9	12	17	6	26	15	17	16	19	14	14	14	153	152	.6%
<b>Adoptions</b>	8	9	8	9	18	11	16	15	15	27	13	15	146	101	31%
<b>Rescue/Transfer</b>	2	4	4	2	3	2	0	3	0	6	10	0	33	--	--
<b>Incoming Phone Calls</b>	n/a	n/a	n/a	n/a	n/a	n/a	n/a	n/a	n/a	n/a	n/a	n/a	n/a	--	--

Live Release Rate%	Jan.	Feb.	Mar.	Apr.	May	Jun.	Jul.	Aug.	Sep.	Oct.	Nov.	Dec.	Total	2022	% Change
<b>Dogs</b>	89%	96%	93%	95%	95%	95%	96%	96%	93%	94%	96%	100%	95%	95%	0%
<b>Cats</b>	92%	100%	91%	60%	100%	88%	100%	80%	80%	83%	75%	100%	87.4%	94%	-7.5%
<b>Total Live Release</b>	90%	98%	92%	90%	96%	93%	97%	91%	86%	87.5%	88%	100%	92.4%	94%	-1.7%