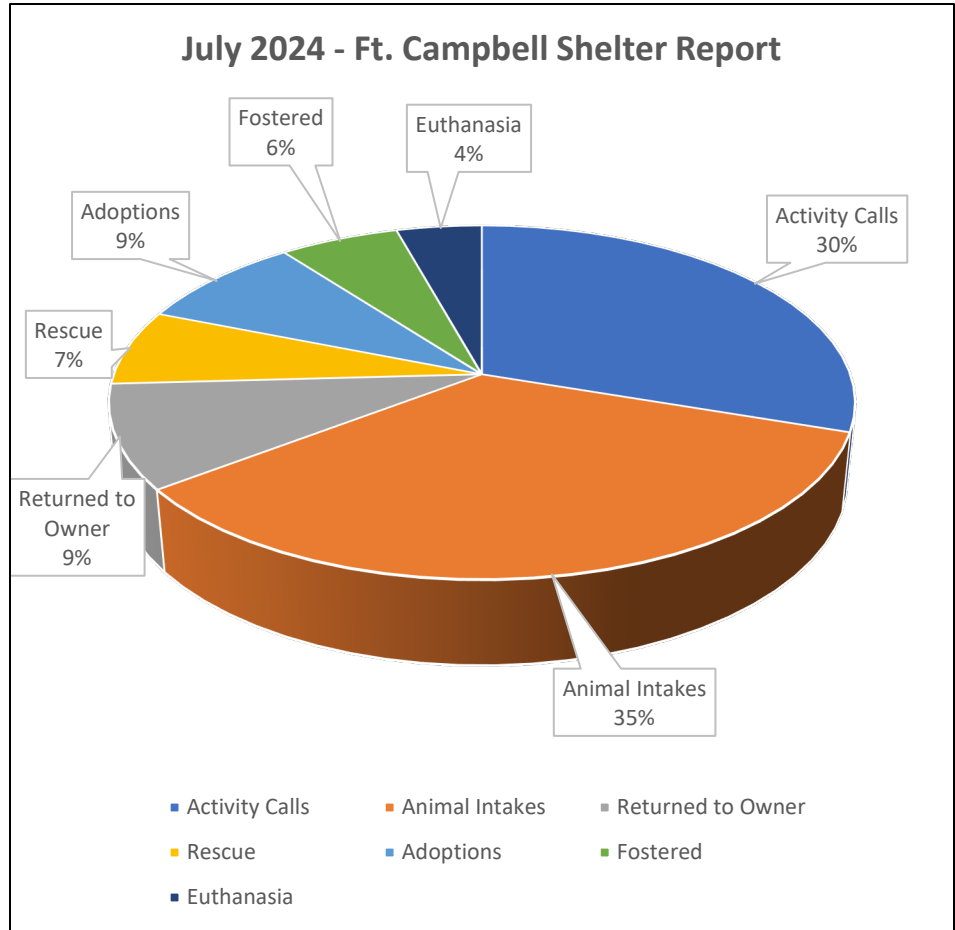




July 2024 Ft. Campbell Shelter Report

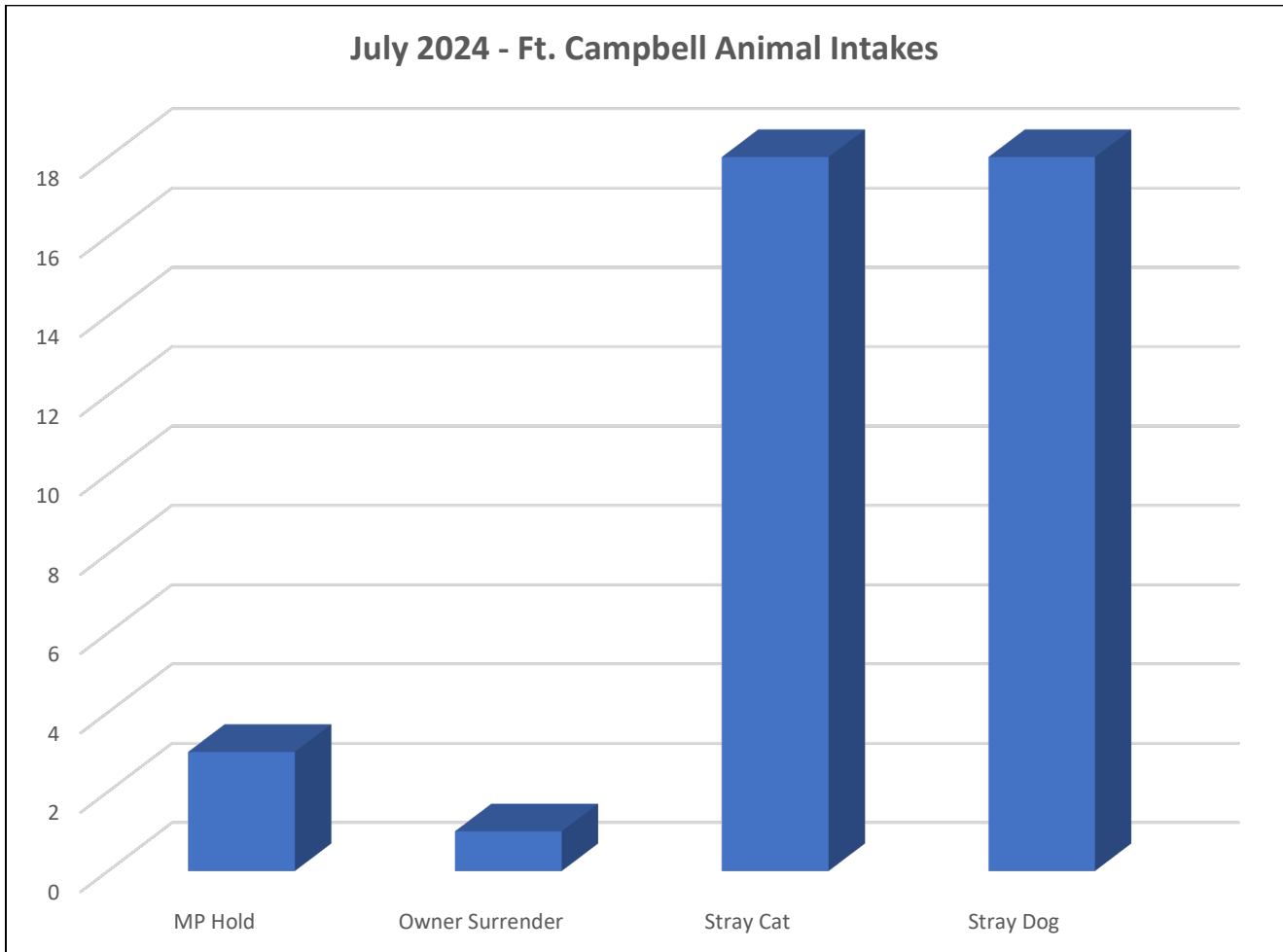
July 2024	
Activity Calls	35
Animal Intakes	40
Dogs	22
Cats	18
Other	0
Incoming Per Day	1.6
Returned to Owner	11
Dogs – In Field	1
Cats – In Field	0
Dogs – From Shelter	10
Cats – From Shelter	0
Rescue Transfers	8
Dogs Transferred	1
Cats Transferred	7
Animals Adopted	10
Dogs Altered	3
Dogs Unaltered	3
Cats Altered	1
Cats Unaltered	3
Rabbit	0
Fostered	7
Dogs Fostered	1
Cats Fostered	6
Euthanasia	5
Dogs Euthanized	4
Cats Euthanized	1
TNR/Returned to Field	0
Visitors to Shelter	134
Avg. Visitors per Day	5.4



July 2024 Ft. Campbell Shelter Report

Animal Intake Reasons

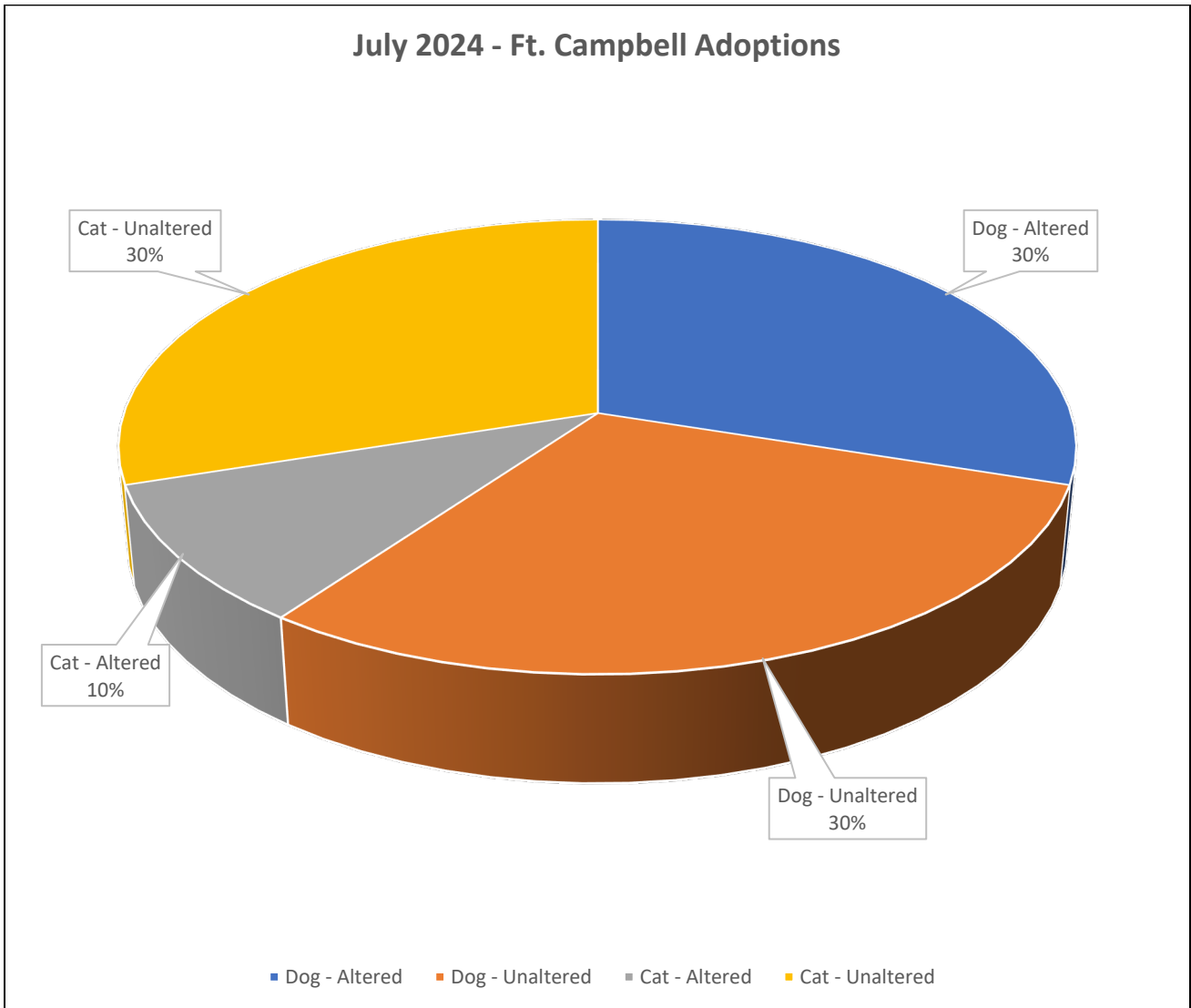
Intake Reasons	40
Stray Dog	18
Stray Cat	18
MP Hold	3
Returned Adoption	0
Abandoned	0
Protective Custody	0
Owner Surrender	1
Bite Quarantine	0
Foster Return	0



July 2024 Ft. Campbell Shelter Report

Animal Adoptions

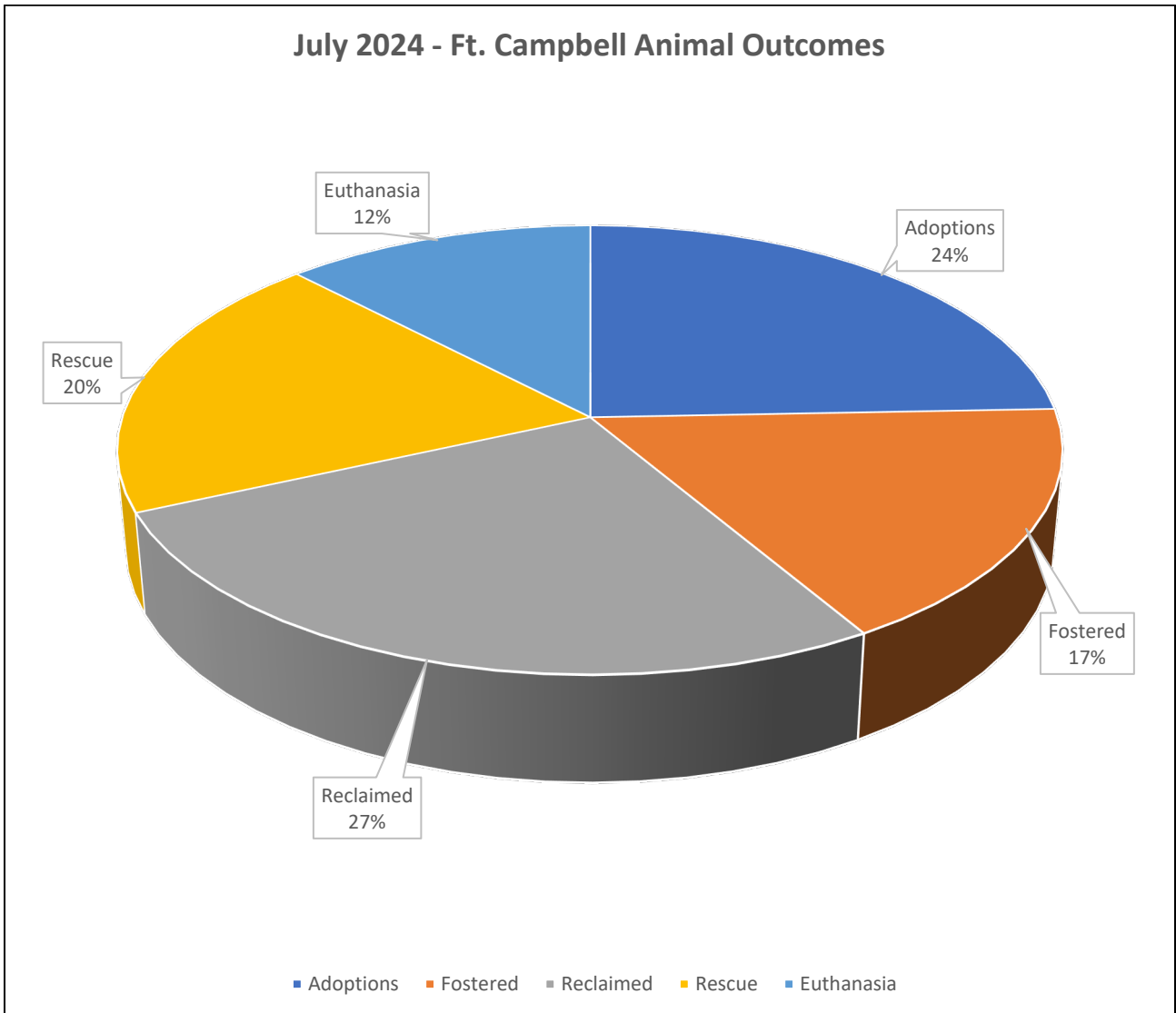
Adoptions	10
Dogs/Puppies – Altered	3
Dogs/Puppies – Unaltered	3
Cats/Kittens – Altered	1
Cats/Kittens – Unaltered	3



July 2024 Ft. Campbell Shelter Report

Outcomes

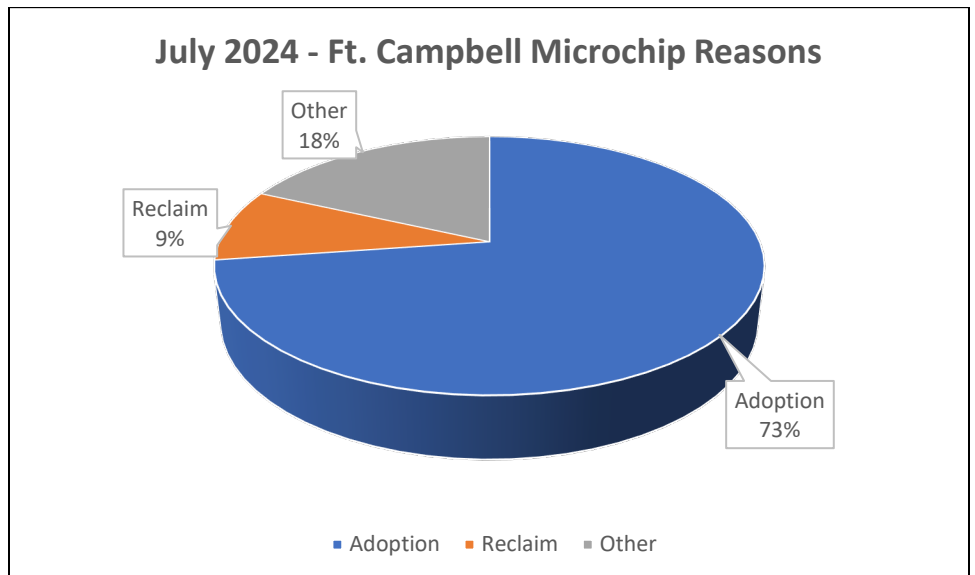
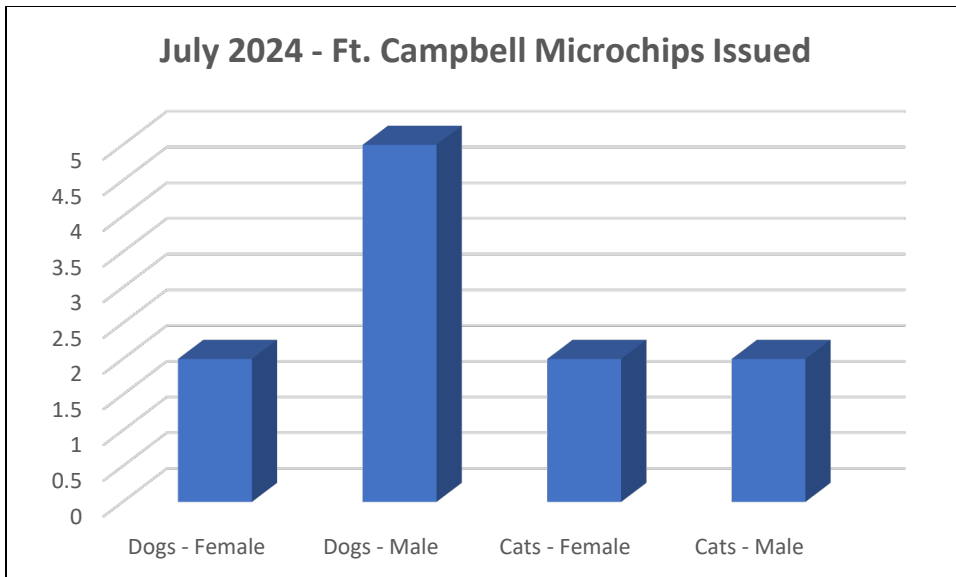
Animal Outcomes	41
Adoptions	10
Fostered	7
Reclaimed	11
Transferred to Rescue	8
Euthanasia	5
Dead on Arrival	0



July 2024 Ft. Campbell Shelter Report

Microchips Issued

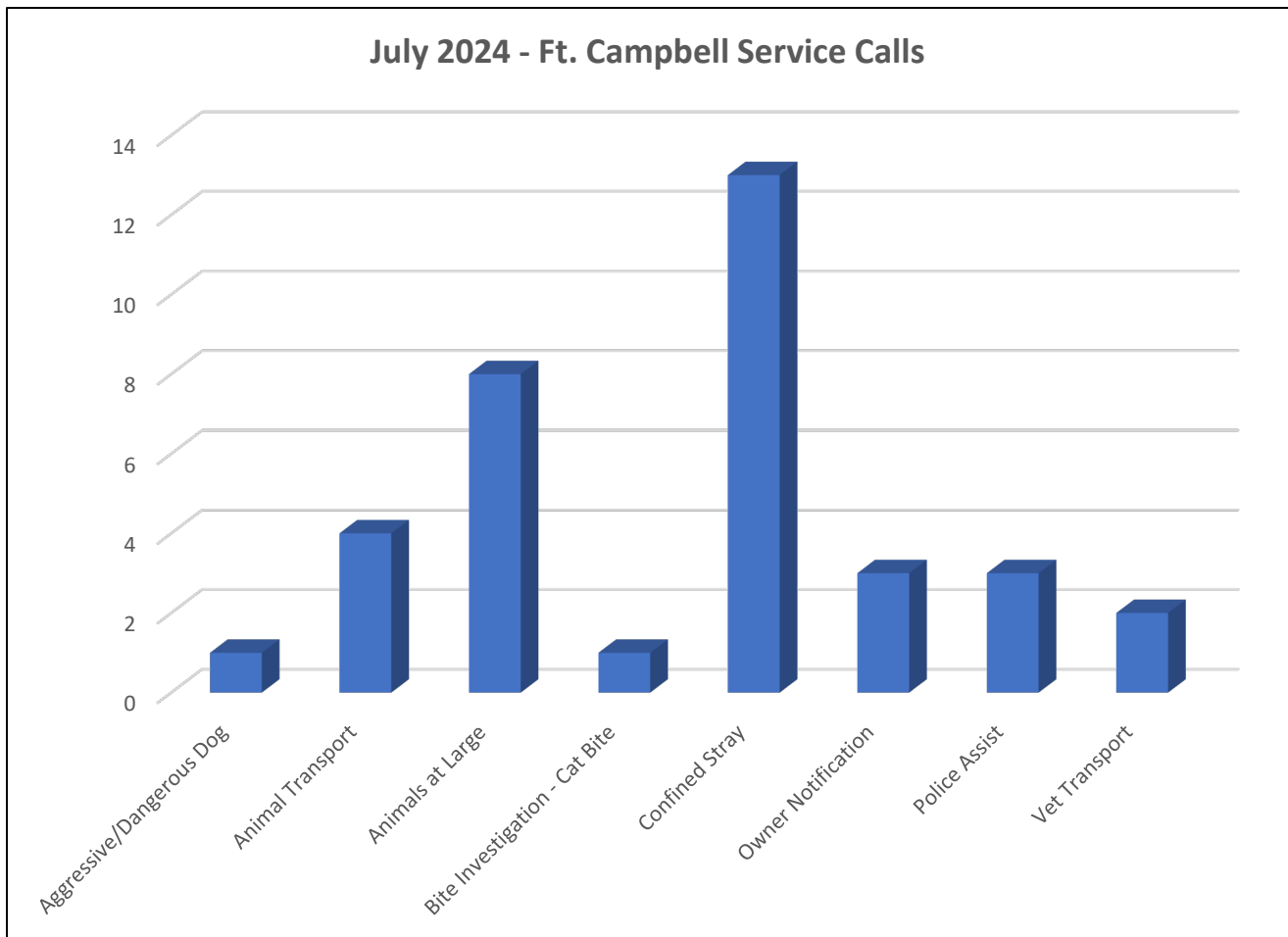
Microchips Implanted	11
Dogs – Female	2
Dogs – Male	5
Cats – Female	2
Cats – Male	2
Adoptions	8
Reclaimed	1
Other	2



July 2024 Ft. Campbell Shelter Report

Activity Calls

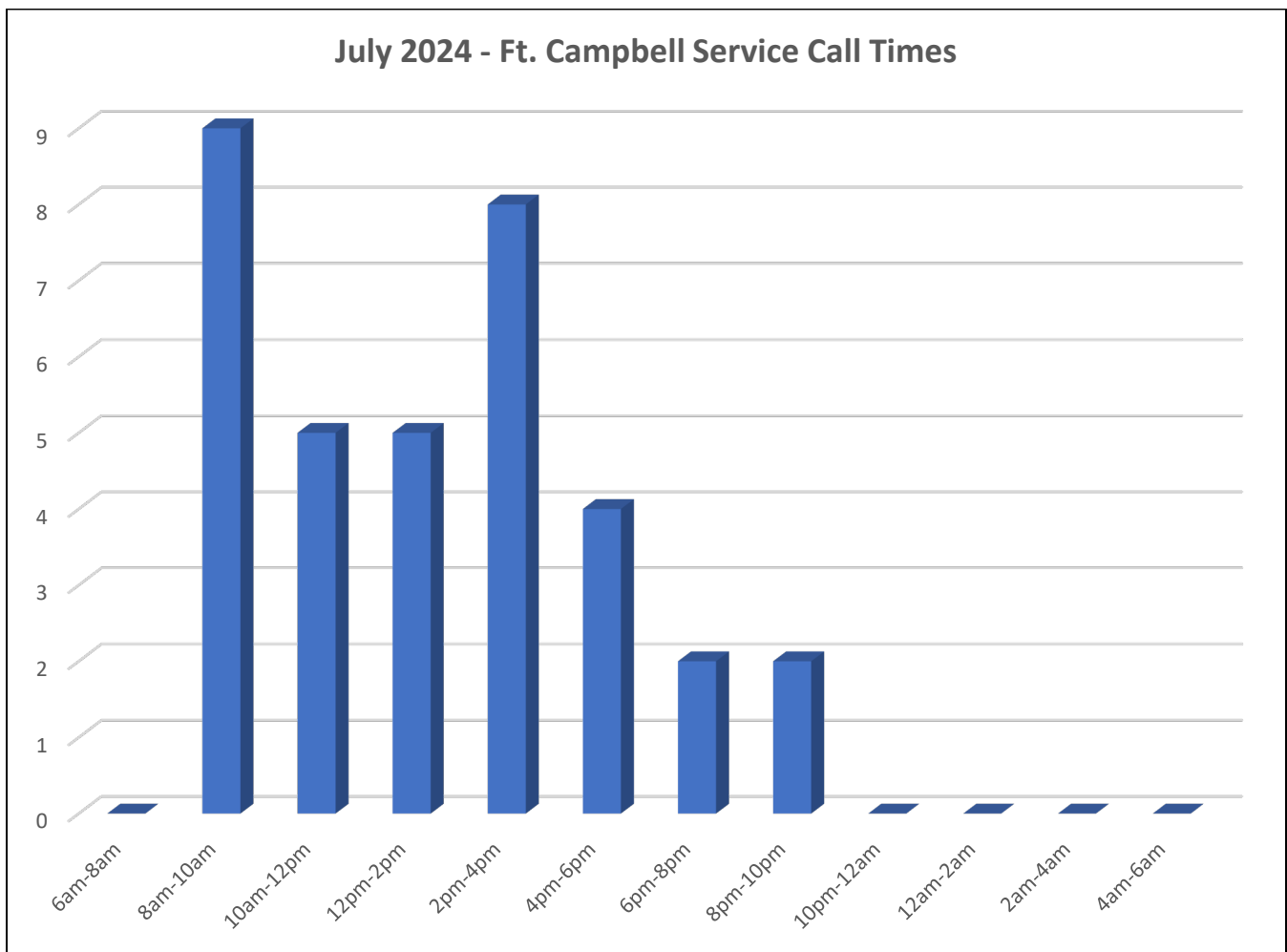
Service Calls	35
Animal Transport	4
Aggressive/Dangerous Dog	1
Animals at Large	8
Bite Investigation	1
Community Assist	0
Compliance Check	0
Confined Stray	13
Dog in School	0
Owner Notification	3
Police Assist	3
Vet Transport	2
Sick/Injured Animal	0
Welfare/Neglect	0
Deceased Animal Pickup	0



July 2024 Ft. Campbell Shelter Report

Activity by Time of Day

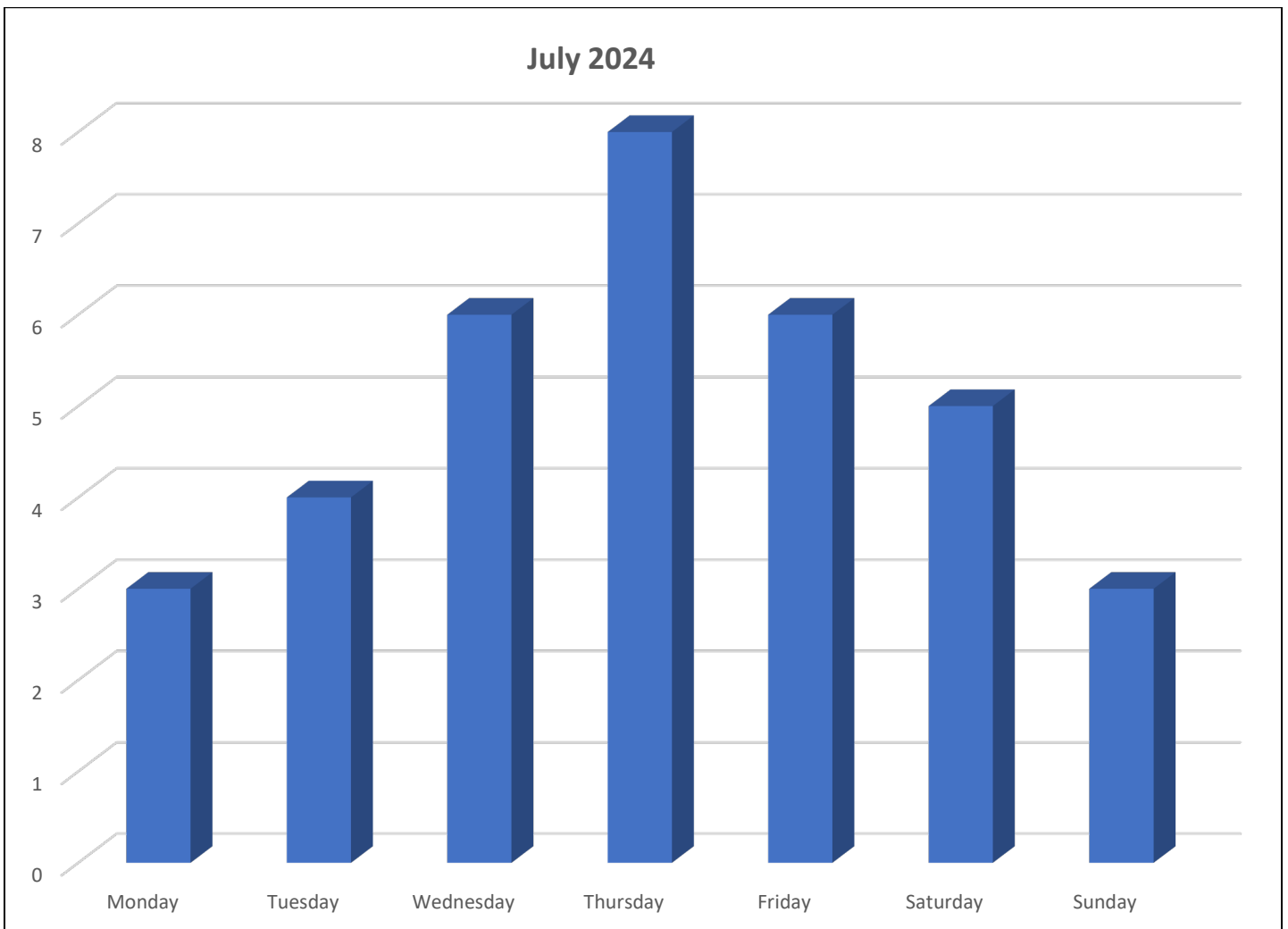
Service Calls by Time of Day	30
6am to 8am	1
8am to 10am	6
10am to 12pm	4
12pm to 2pm	5
2pm to 4pm	5
4pm to 6pm	7
6pm to 8pm	0
8pm to 10pm	1
10pm to 12am	1
12am to 2am	0
2am to 4am	0
4am to 6am	0



July 2024 Ft. Campbell Shelter Report

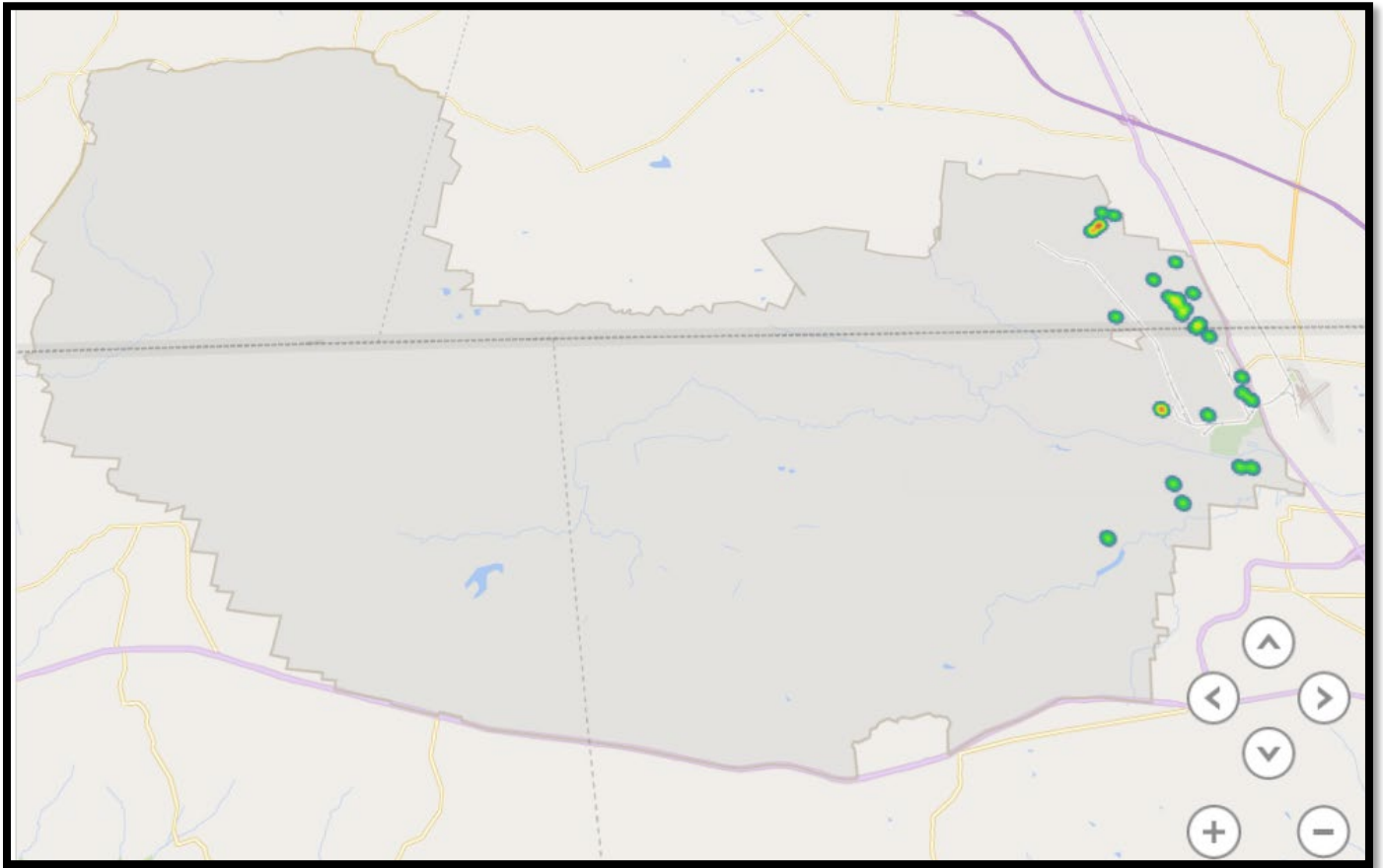
Activity by Day of Week

Service Calls by Day	35
Monday	3
Tuesday	4
Wednesday	6
Thursday	8
Friday	6
Saturday	5
Sunday	3



July 2024 Ft. Campbell Shelter Report

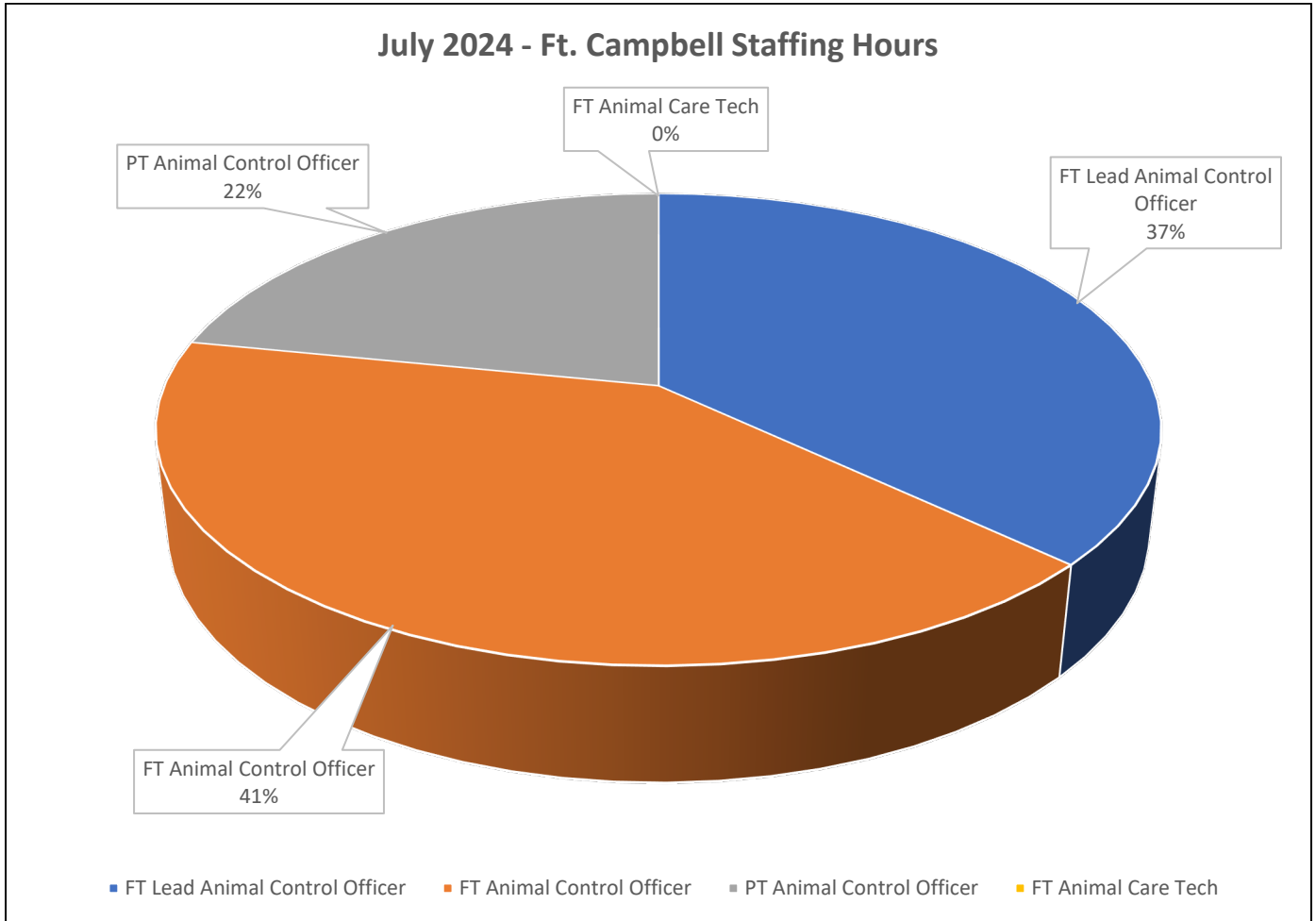
Activity Heat Map



July 2024 Ft. Campbell Shelter Report

Personnel Staffing Hours

Personnel Hours	511.75
FT Lead Animal Control Officer	189.5
FT Animal Control Officer	210.5
PT Animal Control Officer	111.75
FT Animal Care Tech	0



2024 Totals

Activity	Jan.	Feb.	Mar.	Apr.	May	Jun.	Jul.	Aug.	Sep.	Oct.	Nov.	Dec.	Total	2023	% Change
Owner Surrenders	1	0	0	2	0	0	1						4	0	
Intakes	31	21	35	46	34	40	40						207	405	
Stray Dog	19	10	30	29	18	13	18						124	168	
Stray Cat	9	5	2	9	7	15	18						78	156	
Calls for Service	25	35	54	51	45	30	35						245	453	
Euthanasia dog	0	4	0	1	1	3	4						10	11	
Euthanasia Cat	1	2	0	1	0	1	1						5	19	
Microchips Issued	16	15	16	18	10	7	11						86	153	
Adoptions	14	13	9	11	8	6	10						65	146	
Rescue/Transfer	1	5	3	2	0	0	8						19	33	
Incoming Phone Calls	--	--	--	--	--	--	--						--	--	

Live Release Rate%	Jan.	Feb.	Mar.	Apr.	May	Jun.	Jul.	Aug.	Sep.	Oct.	Nov.	Dec.	Total	2022	% Change
Dogs	100%	83%	100%	97%	96%	79%	81%						90.8%		
Cats	92%	75%	100%	75%	100%	75%	92%						87%		
Total Live Release	95%	81%	100%	94%	96%	78%	85%						90%		

2023 Totals

Activity	Jan.	Feb.	Mar.	Apr.	May	Jun.	Jul.	Aug.	Sep.	Oct.	Nov.	Dec.	Total	2022	% Change
Owner Surrenders	0	0	0	0	0	0	0	0	0	0	0	0	0	0	0
Intakes	43	27	26	34	48	36	42	47	57	29	39	31	405	375	7.4%
Stray Dog	13	11	16	14	31	16	22	19	23	10	12	12	168	142	15.4%
Stray Cat	12	6	6	12	13	14	9	16	27	18	22	14	156	107	31.4%
Calls for Service	29	41	48	51	69	51	45	37	40	37	36	38	453	307	32%
Euthanasia dog	2	1	1	1	1	1	1	1	1	1	1	0	11	8	27%
Euthanasia Cat	1	0	1	2	0	1	0	2	4	4	4	0	19	4	78%
Microchips Issued	9	12	17	6	26	15	17	16	19	14	14	14	153	152	.6%
Adoptions	8	9	8	9	18	11	16	15	15	27	13	15	146	101	31%
Rescue/Transfer	2	4	4	2	3	2	0	3	0	6	10	0	33	--	--
Incoming Phone Calls	n/a	n/a	n/a	n/a	n/a	n/a	n/a	n/a	n/a	n/a	n/a	n/a	n/a	--	--

Live Release Rate%	Jan.	Feb.	Mar.	Apr.	May	Jun.	Jul.	Aug.	Sep.	Oct.	Nov.	Dec.	Total	2022	% Change
Dogs	89%	96%	93%	95%	95%	95%	96%	96%	93%	94%	96%	100%	95%	95%	0%
Cats	92%	100%	91%	60%	100%	88%	100%	80%	80%	83%	75%	100%	87.4%	94%	-7.5%
Total Live Release	90%	98%	92%	90%	96%	93%	97%	91%	86%	87.5%	88%	100%	92.4%	94%	-1.7%