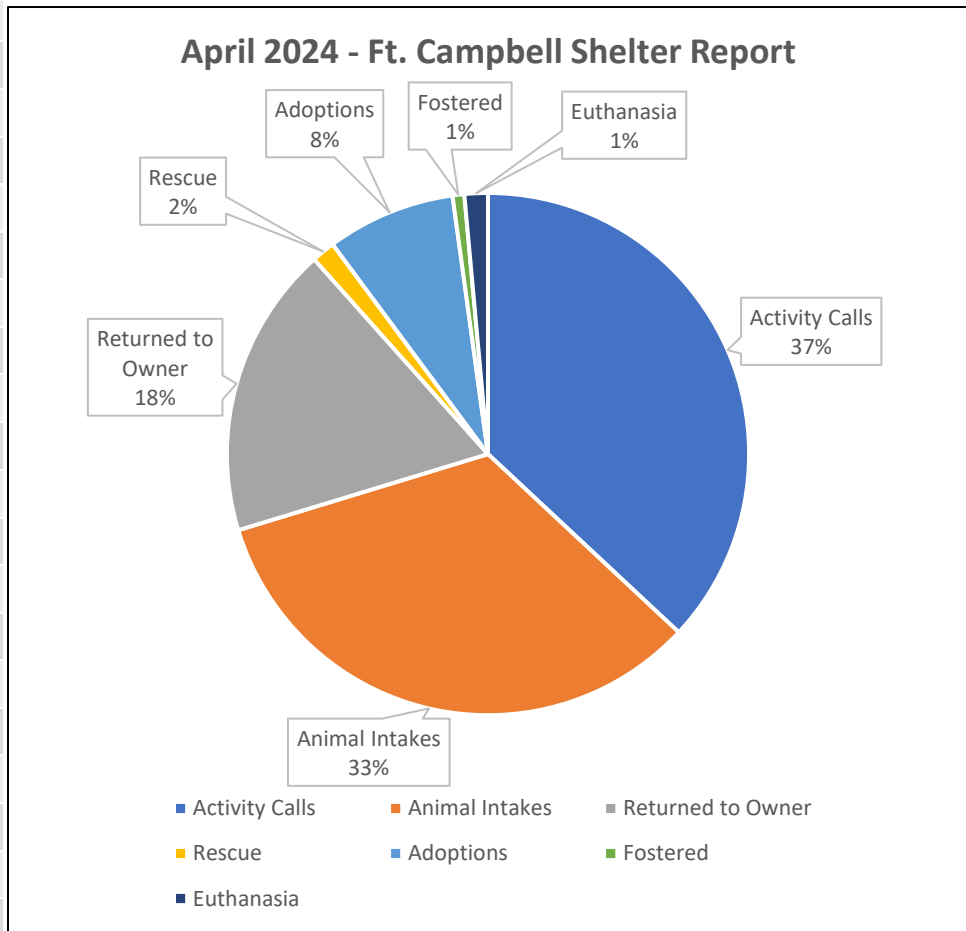




## April 2024 Ft. Campbell Shelter Report

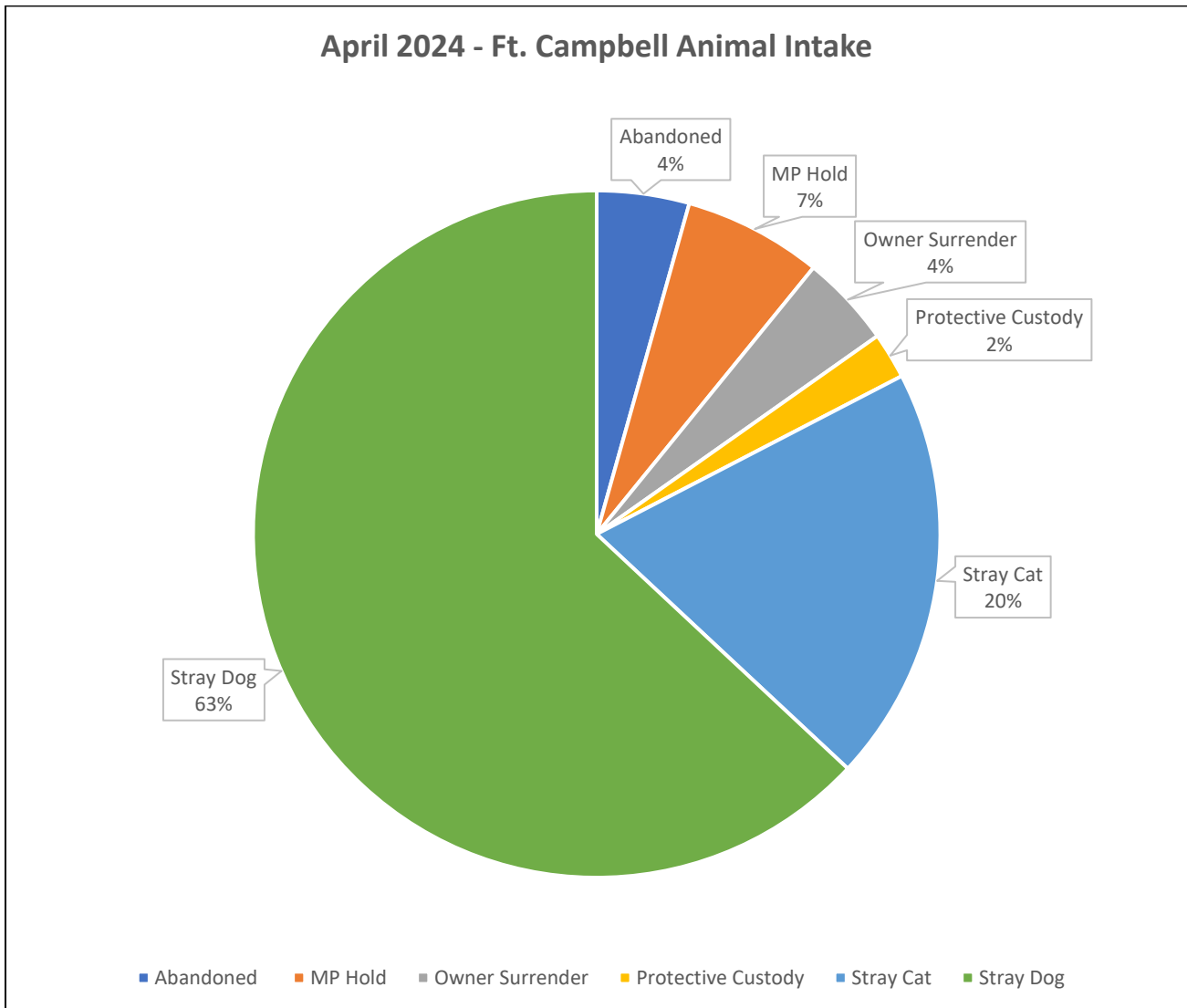
April 2024	
Activity Calls	<b>51</b>
Animal Intakes	<b>46</b>
Dogs	37
Cats	9
Other	0
<b>Incoming Per Day</b>	<b>2</b>
Returned to Owner	<b>25</b>
Dogs – In Field	6
Cats – In Field	0
Dogs – From Shelter	18
Cats – From Shelter	1
Rescue Transfers	<b>2</b>
Dogs Transferred	2
Cats Transferred	0
Animals Adopted	<b>11</b>
Dogs Altered	3
Dogs Unaltered	6
Cats Altered	1
Cats Unaltered	1
Rabbit	0
Fostered	<b>1</b>
Dogs Fostered	1
Cats Fostered	0
Euthanasia	<b>1</b>
Dogs Euthanized	1
Cats Euthanized	1
TNR/Returned to Field	<b>0</b>
Visitors to Shelter	<b>151</b>
Avg. Visitors per Day	7



# April 2024 Ft. Campbell Shelter Report

## Animal Intake Reasons

Intake Reasons	46
Stray Dog	29
Stray Cat	9
MP Hold	3
Returned Adoption	0
Abandoned	2
Protective Custody	1
Owner Surrender	2
Bite Quarantine	0
Foster Return	0

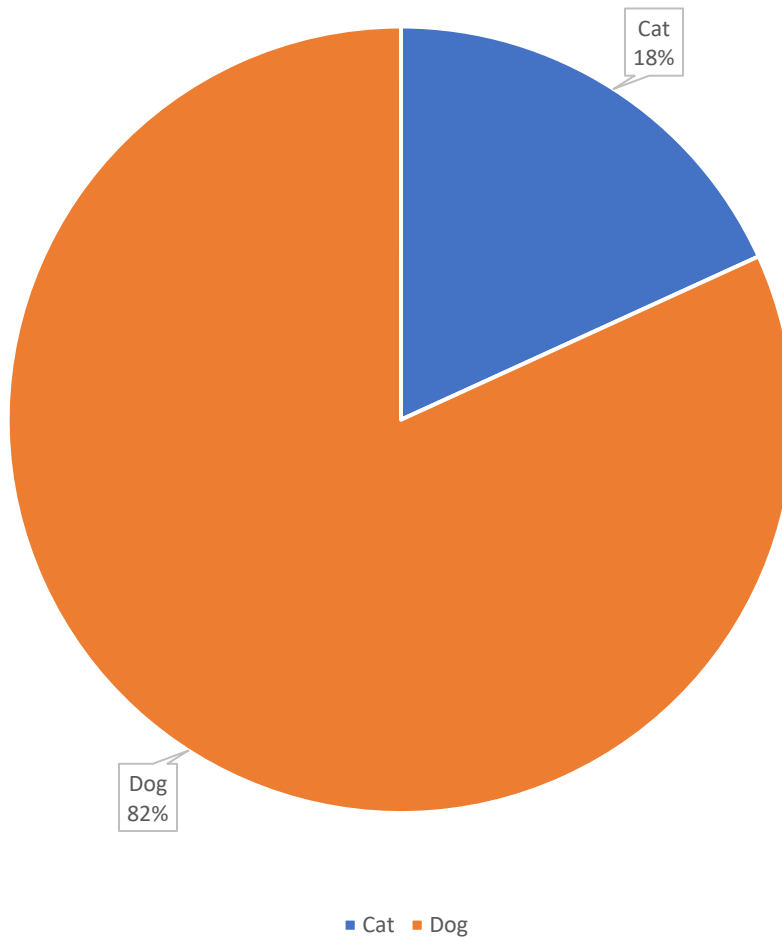


# April 2024 Ft. Campbell Shelter Report

## Animal Adoptions

Adoptions	9
Dogs/Puppies	6
Cats/Kittens	3
Other Animals	0

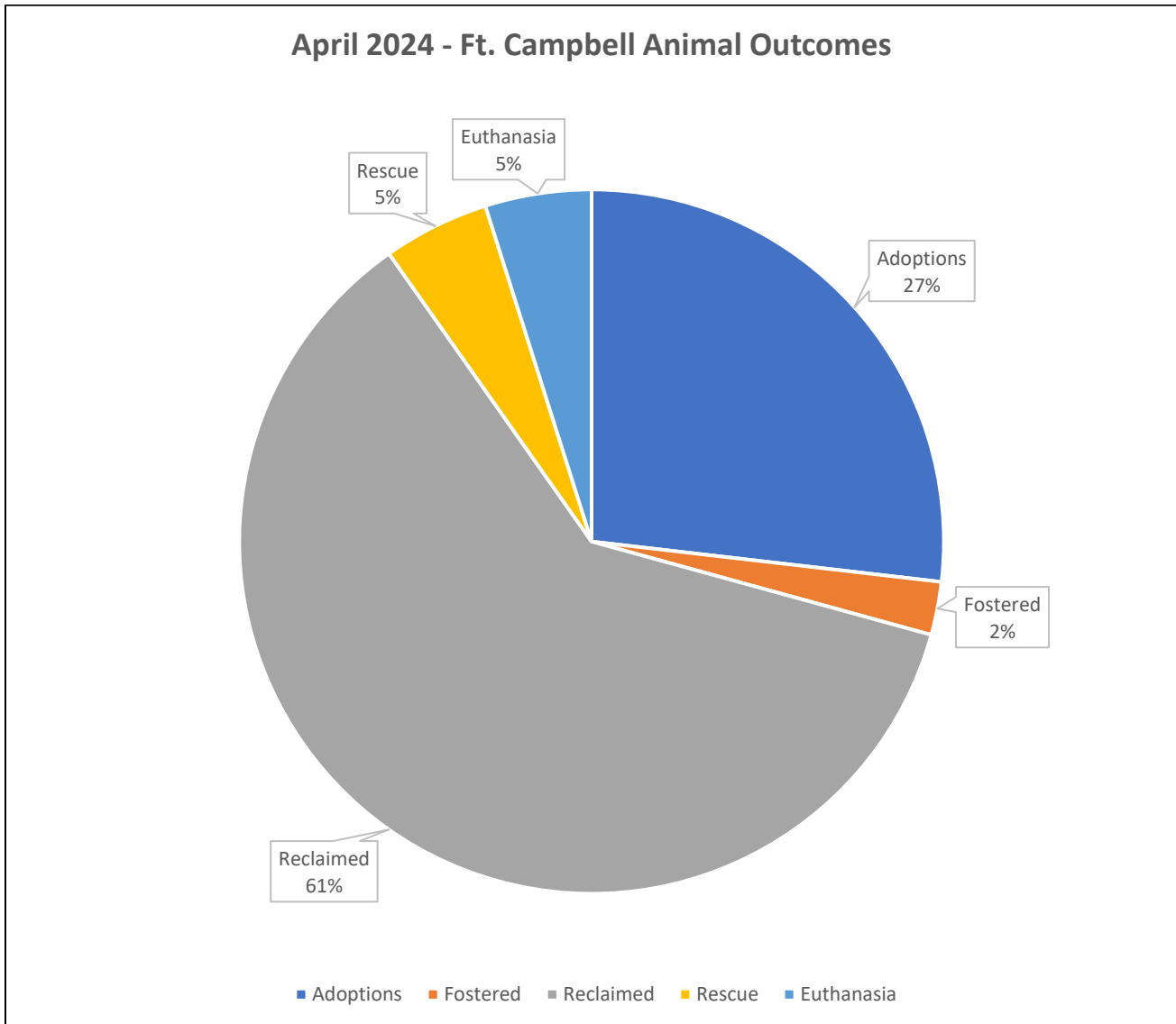
April 2024 - Ft. Campbell Adoptions



# April 2024 Ft. Campbell Shelter Report

## Outcomes

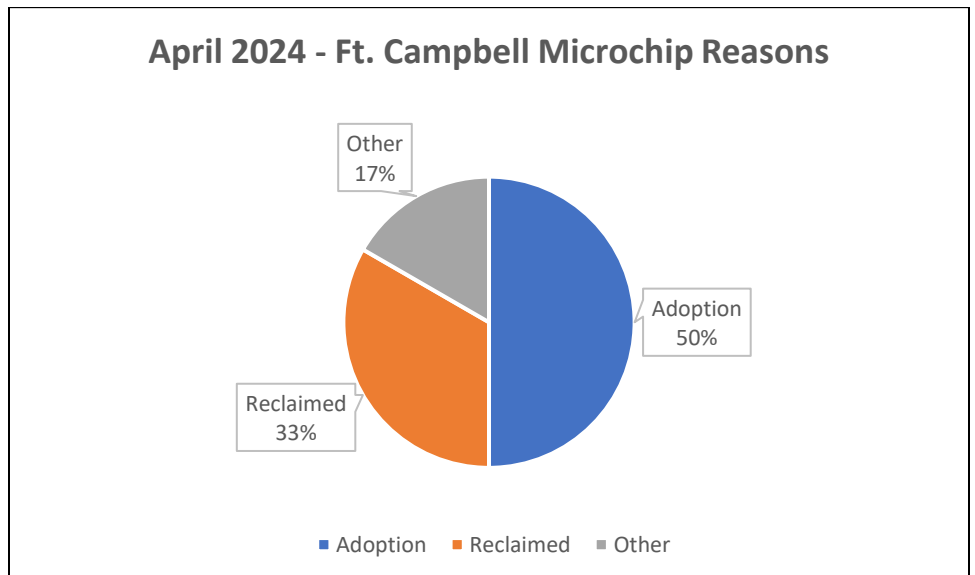
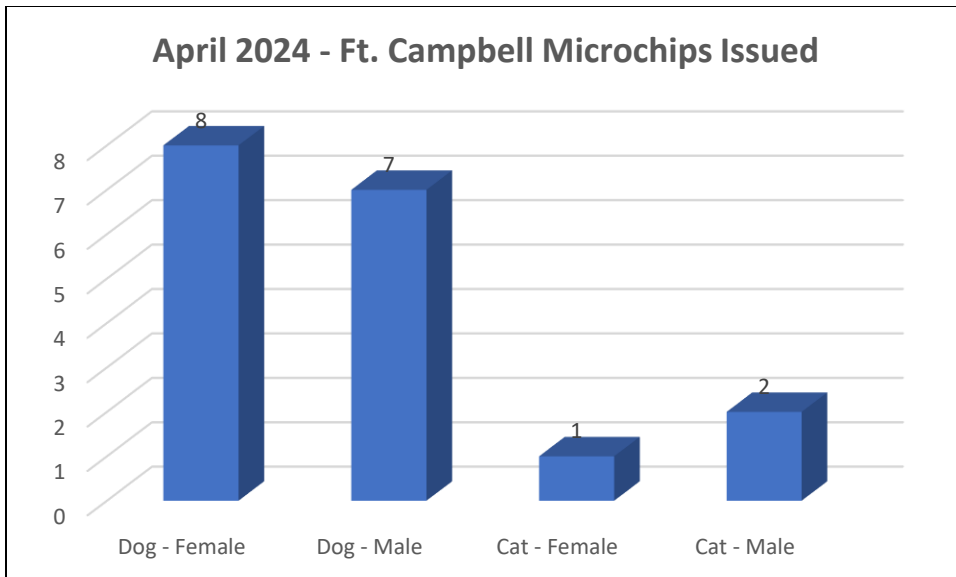
Animal Outcomes	41
Adoptions	11
Fostered	1
Reclaimed	25
Transferred to Rescue	2
Euthanasia	2
Dead on Arrival	0



# April 2024 Ft. Campbell Shelter Report

## Microchips Issued

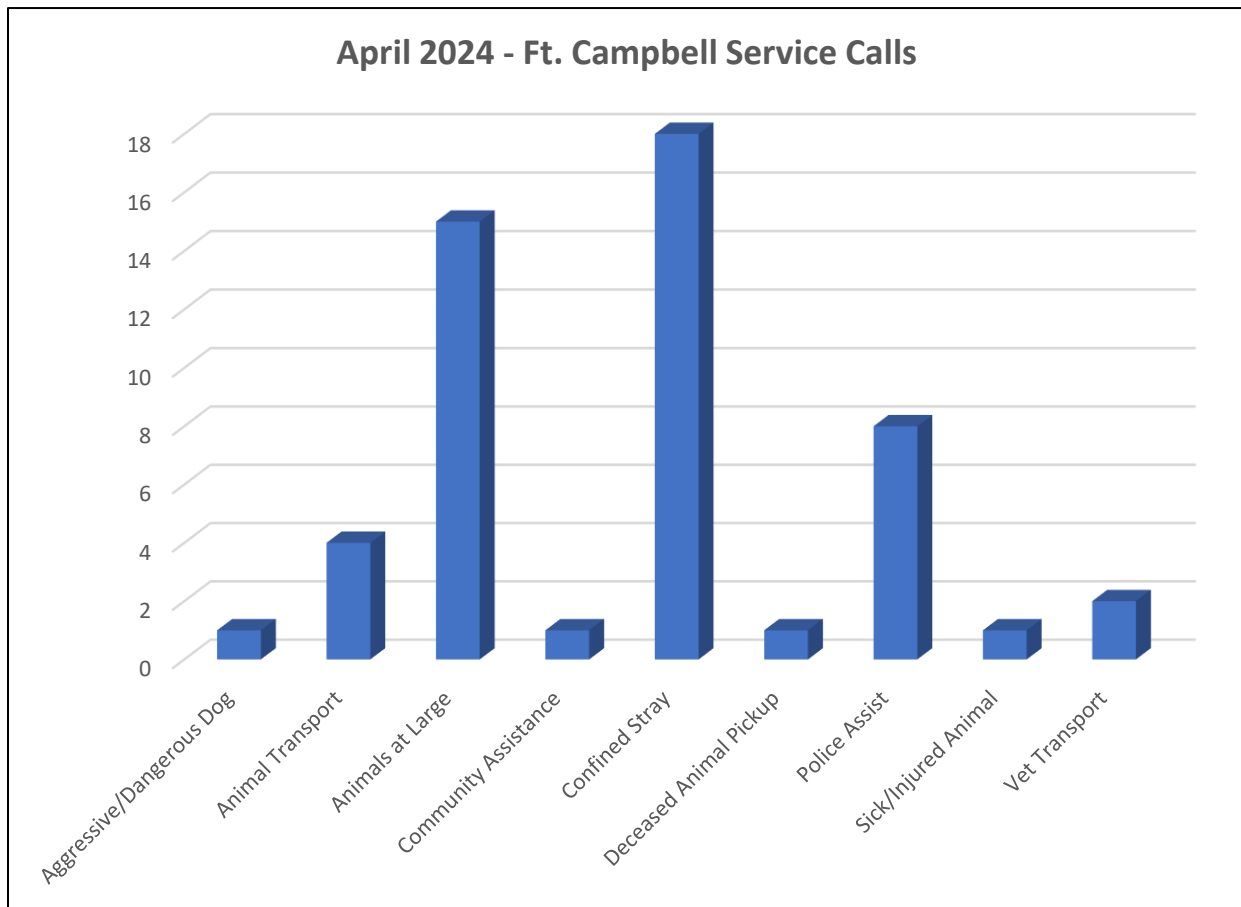
Microchips Implanted	18
Dogs – Female	8
Dogs – Male	7
Cats – Female	1
Cats – Male	2
Adoptions	9
Reclaimed	6
Other	3



# April 2024 Ft. Campbell Shelter Report

## Activity Calls

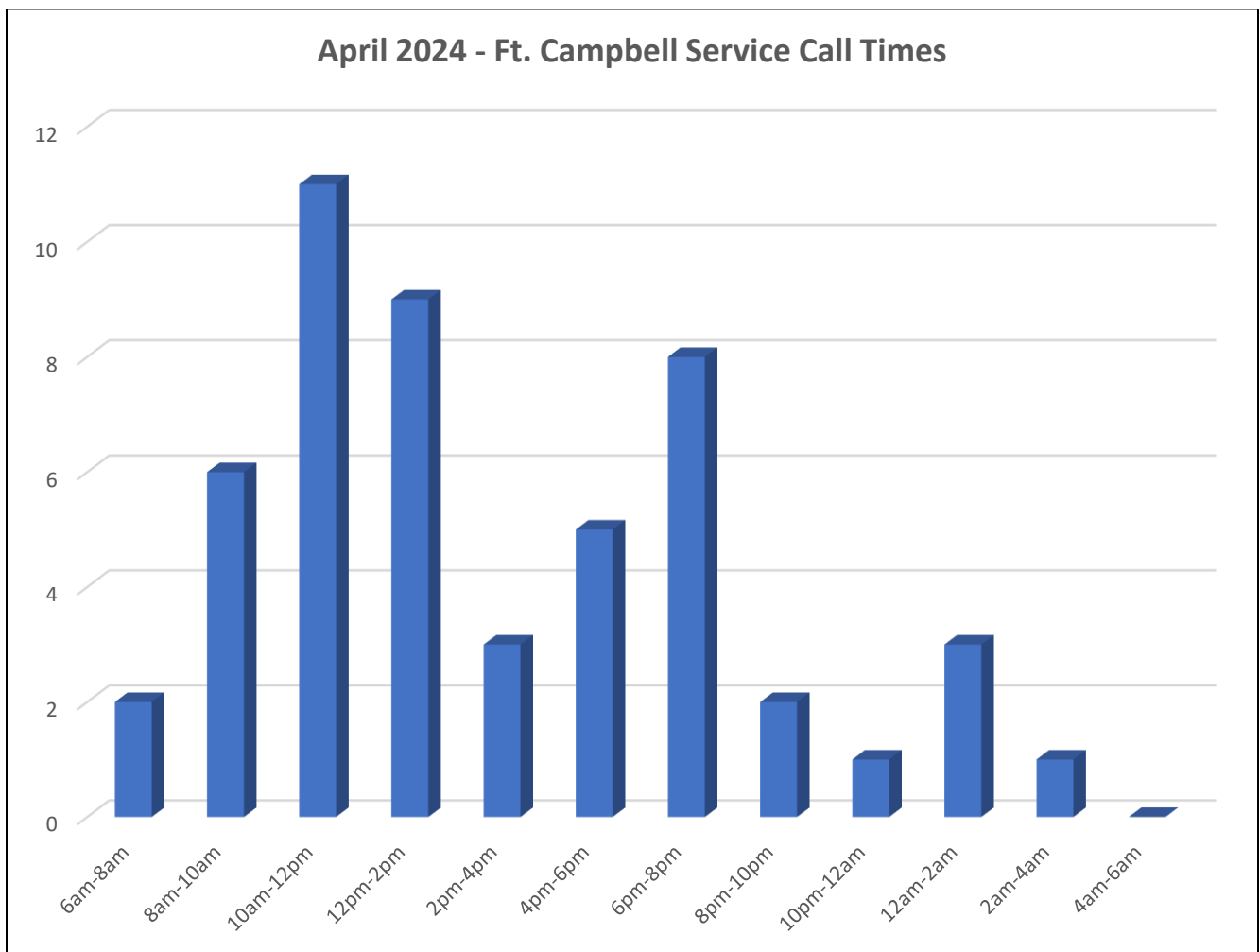
Service Calls	51
Animal Transport	4
Aggressive/Dangerous Dog	1
Animals at Large	15
Bite Investigation	0
Community Assist	1
Compliance Check	0
Confined Stray	18
Dog in School	0
Owner Notification	0
Police Assist	8
Vet Transport	2
Sick/Injured Animal	1
Welfare/Neglect	0
Deceased Animal Pickup	1



# April 2024 Ft. Campbell Shelter Report

## Activity by Time of Day

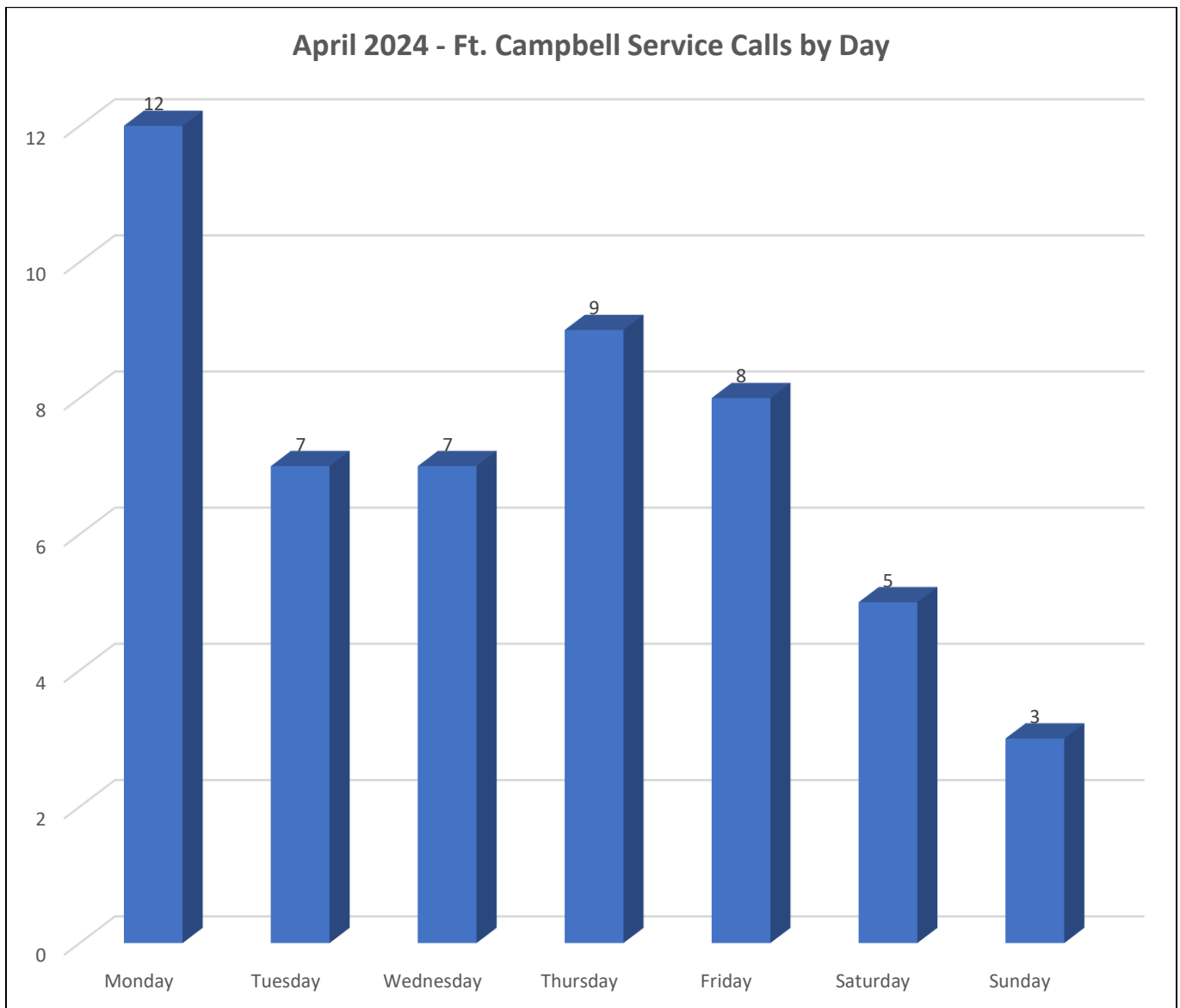
Service Calls by Time of Day	51
6am to 8am	2
8am to 10am	6
10am to 12pm	11
12pm to 2pm	9
2pm to 4pm	3
4pm to 6pm	5
6pm to 8pm	8
8pm to 10pm	2
10pm to 12am	1
12am to 2am	3
2am to 4am	1
4am to 6am	0



# April 2024 Ft. Campbell Shelter Report

## Activity by Day of Week

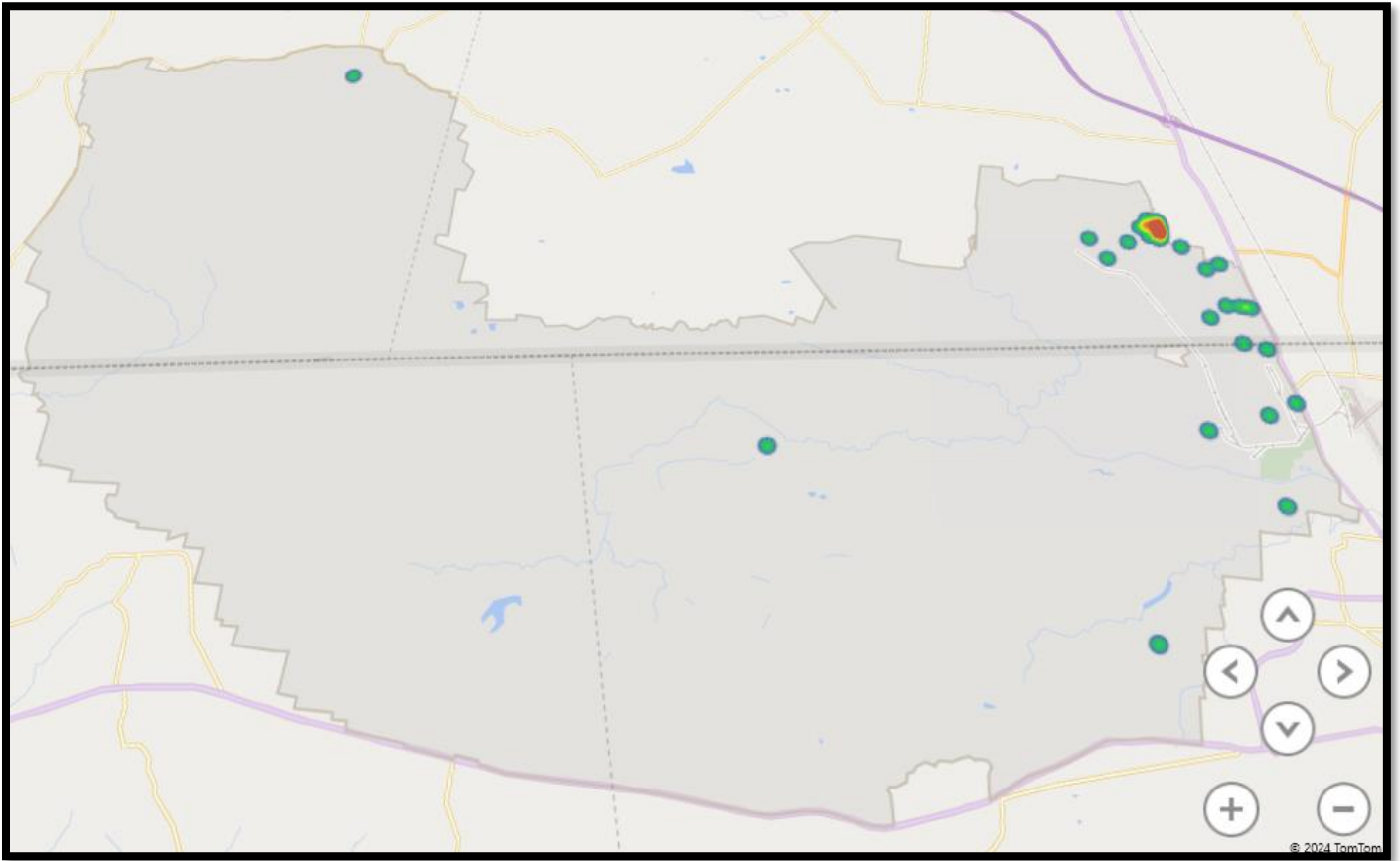
Service Calls by Day	51
Monday	12
Tuesday	7
Wednesday	7
Thursday	9
Friday	8
Saturday	5
Sunday	3





# April 2024 Ft. Campbell Shelter Report

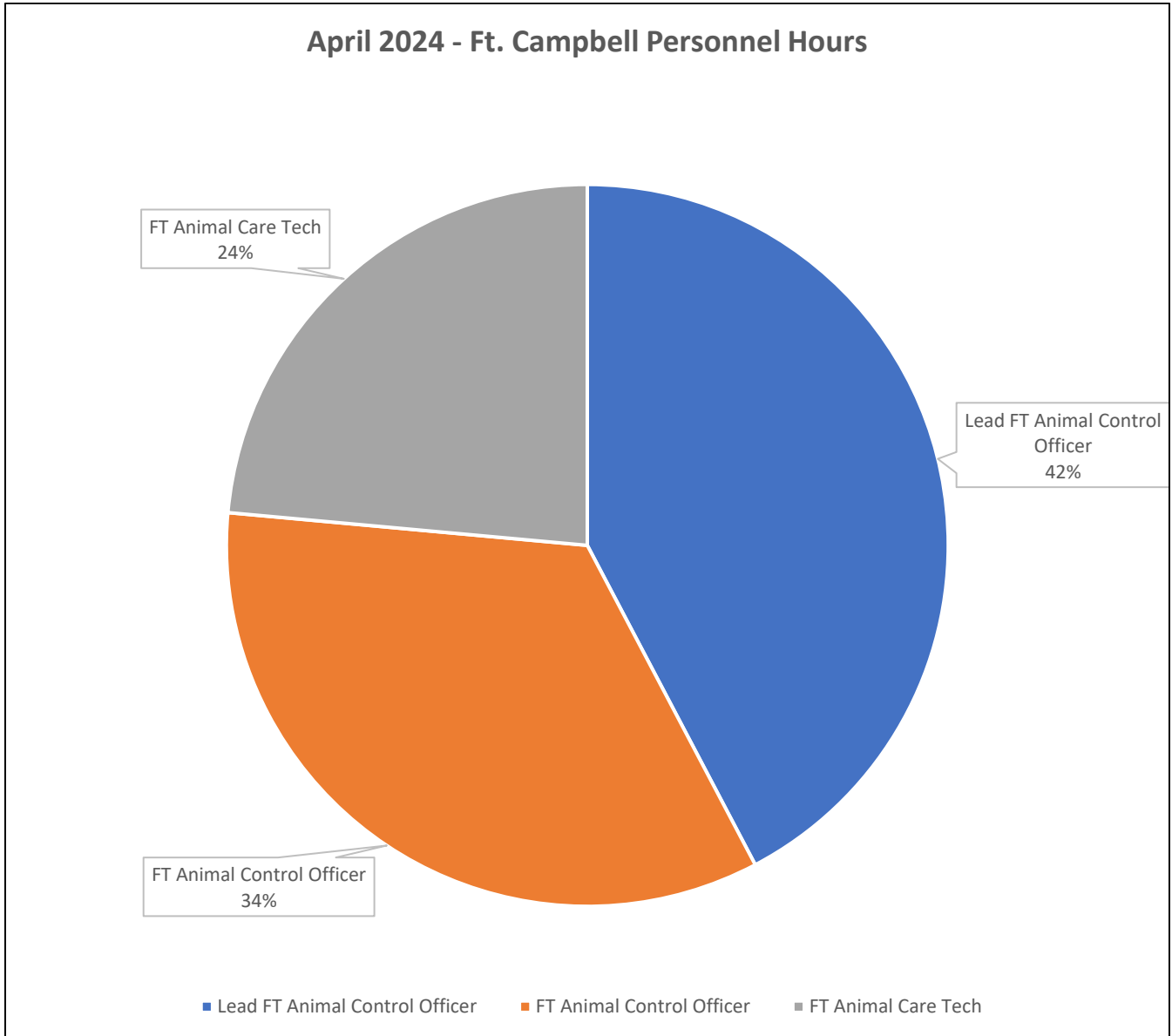
## Activity Heat Map



# April 2024 Ft. Campbell Shelter Report

## Personnel Staffing Hours

Personnel Hours	509.5
FT Lead Animal Control Officer	215.5
FT Animal Control Officer	174
PT Animal Control Officer	0
FT Animal Care Tech	120



## 2024 Totals

Activity	Jan.	Feb.	Mar.	Apr.	May	Jun.	Jul.	Aug.	Sep.	Oct.	Nov.	Dec.	Total	2023	% Change
<b>Owner Surrenders</b>	1	0	0	2									3	0	
<b>Intakes</b>	31	21	35	46									133	405	
<b>Stray Dog</b>	19	10	30	29									88	168	
<b>Stray Cat</b>	9	5	2	9									53	156	
<b>Calls for Service</b>	25	35	54	51									165	453	
<b>Euthanasia dog</b>	0	4	0	1									5	11	
<b>Euthanasia Cat</b>	1	2	0	1									4	19	
<b>Microchips Issued</b>	16	15	16	18									65	153	
<b>Adoptions</b>	14	13	9	11									47	146	
<b>Rescue/Transfer</b>	1	5	3	2									11	33	
<b>Incoming Phone Calls</b>	--	--	--	--									--	--	

Live Release Rate%	Jan.	Feb.	Mar.	Apr.	May	Jun.	Jul.	Aug.	Sep.	Oct.	Nov.	Dec.	Total	2022	% Change
<b>Dogs</b>	100%	83%	100%										94.3%		
<b>Cats</b>	92%	75%	100%										89%		
<b>Total Live Release</b>	95%	81%	100%										92%		

## 2023 Totals

Activity	Jan.	Feb.	Mar.	Apr.	May	Jun.	Jul.	Aug.	Sep.	Oct.	Nov.	Dec.	Total	2022	% Change
<b>Owner Surrenders</b>	0	0	0	0	0	0	0	0	0	0	0	0	0	0	0
<b>Intakes</b>	43	27	26	34	48	36	42	47	57	29	39	31	405	375	7.4%
<b>Stray Dog</b>	13	11	16	14	31	16	22	19	23	10	12	12	168	142	15.4%
<b>Stray Cat</b>	12	6	6	12	13	14	9	16	27	18	22	14	156	107	31.4%
<b>Calls for Service</b>	29	41	48	51	69	51	45	37	40	37	36	38	453	307	32%
<b>Euthanasia dog</b>	2	1	1	1	1	1	1	1	1	1	1	0	11	8	27%
<b>Euthanasia Cat</b>	1	0	1	2	0	1	0	2	4	4	4	0	19	4	78%
<b>Microchips Issued</b>	9	12	17	6	26	15	17	16	19	14	14	14	153	152	.6%
<b>Adoptions</b>	8	9	8	9	18	11	16	15	15	27	13	15	146	101	31%
<b>Rescue/Transfer</b>	2	4	4	2	3	2	0	3	0	6	10	0	33	--	--
<b>Incoming Phone Calls</b>	n/a	n/a	n/a	n/a	n/a	n/a	n/a	n/a	n/a	n/a	n/a	n/a	n/a	--	--

Live Release Rate%	Jan.	Feb.	Mar.	Apr.	May	Jun.	Jul.	Aug.	Sep.	Oct.	Nov.	Dec.	Total	2022	% Change
<b>Dogs</b>	89%	96%	93%	95%	95%	95%	96%	96%	93%	94%	96%	100%	95%	95%	0%
<b>Cats</b>	92%	100%	91%	60%	100%	88%	100%	80%	80%	83%	75%	100%	87.4%	94%	-7.5%
<b>Total Live Release</b>	90%	98%	92%	90%	96%	93%	97%	91%	86%	87.5%	88%	100%	92.4%	94%	-1.7%