



Montgomery County Animal Care and Control

2021

1ST Quarter Report

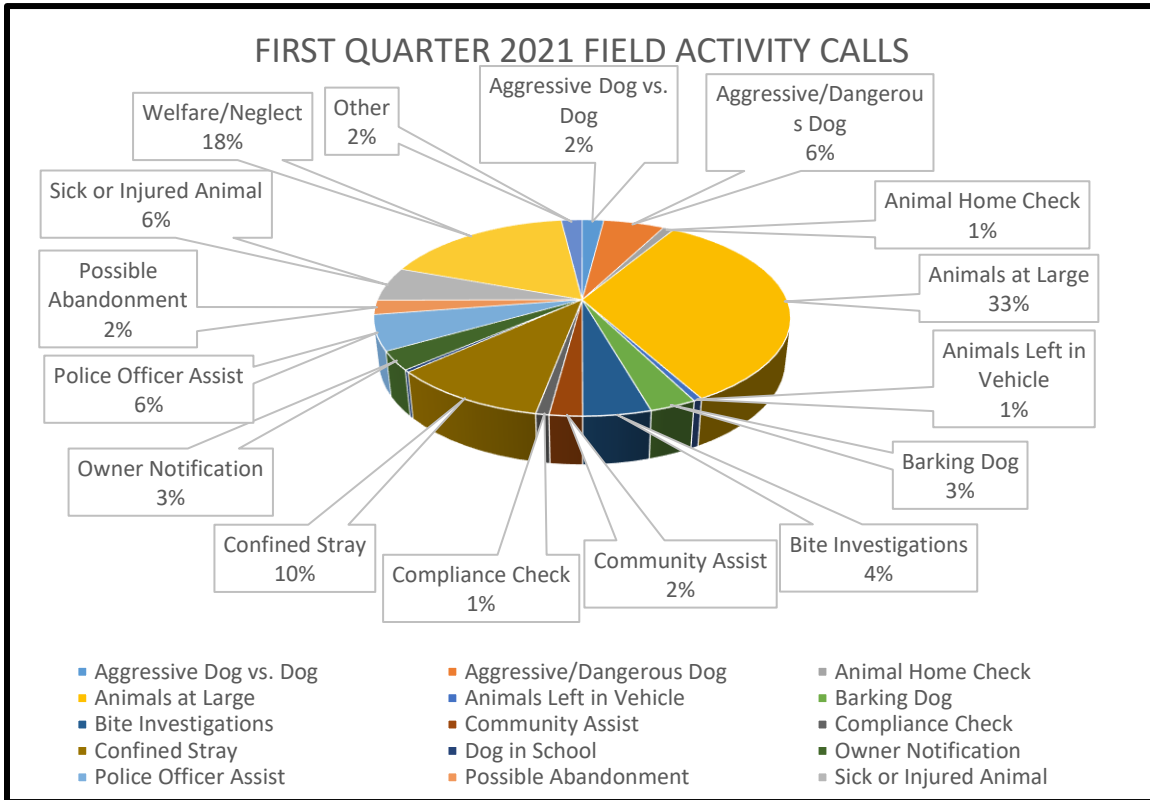
Field and Shelter Activity

FIELD SERVICES

Montgomery County Animal Care and Control provided active and on call animal control service for all areas of Montgomery County and the City of Clarksville for the Fourth Quarter of 2021.

Officer Activity

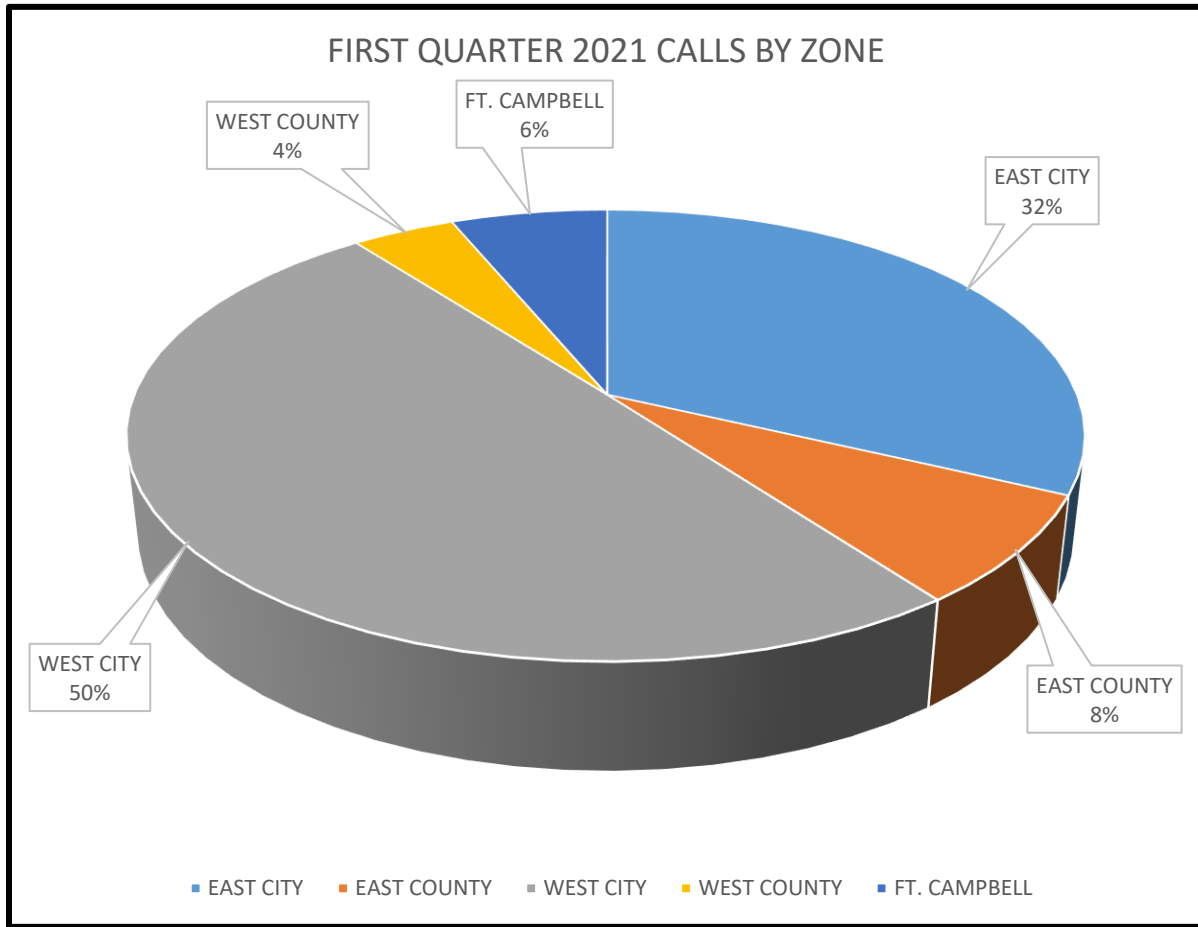
For the First Quarter of 2021, Animal Control Officers handled 1,399 calls for service. Well over a quarter of all calls, (33%) were for a stray domestic animal, normally a dog running at large. Investigations for Welfare/Neglect, Bites, Confined Stray's, Aggressive dogs made up for (39%) of all calls.



TYPE OF CALL	1 ST QUARTER	2 ND QUARTER	3 RD QUARTER	4 TH QUARTER
Aggressive Dog vs. Dog	28			
Aggressive/Dangerous Dog	79			
Animal Home Check	14			
Animals at Large	465			
Animals Left in Vehicle	8			
Barking Dog	43			
Bite Investigations	62			
Community Assist	30			
Compliance Check	12			
Confined Stray	145			
Dog in School	5			
Owner Notification	43			
Police Officer Assist	81			
Possible Abandonment	33			
Sick or Injured Animal	79			
Welfare/Neglect	245			
Other	27			
Total	1,399			

FIELD SERVICE CALLS BY ZONES

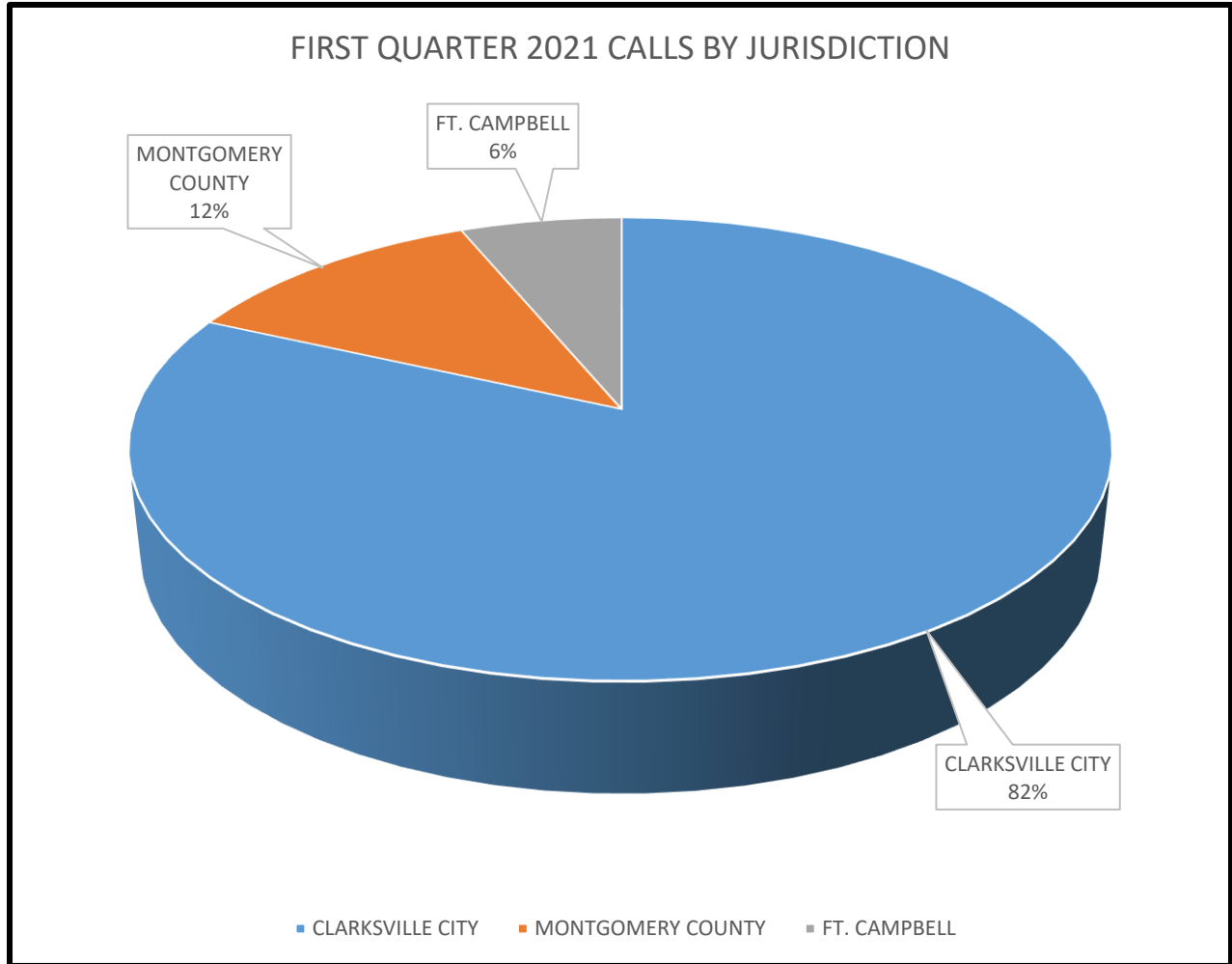
Animal Control Officers responded to 1,317 calls for service in Montgomery County with a majority of the calls, (53%) being in the West portion of Montgomery County/City of Clarksville.



ZONE	1 ST QUARTER	2 ND QUARTER	3 RD QUARTER	4 TH QUARTER
East City	450			
East County	110			
West City	700			
West County	58			
Ft. Campbell	88			
Total	1,399			

FIELD SERVICE CALLS BY JURISDICTION

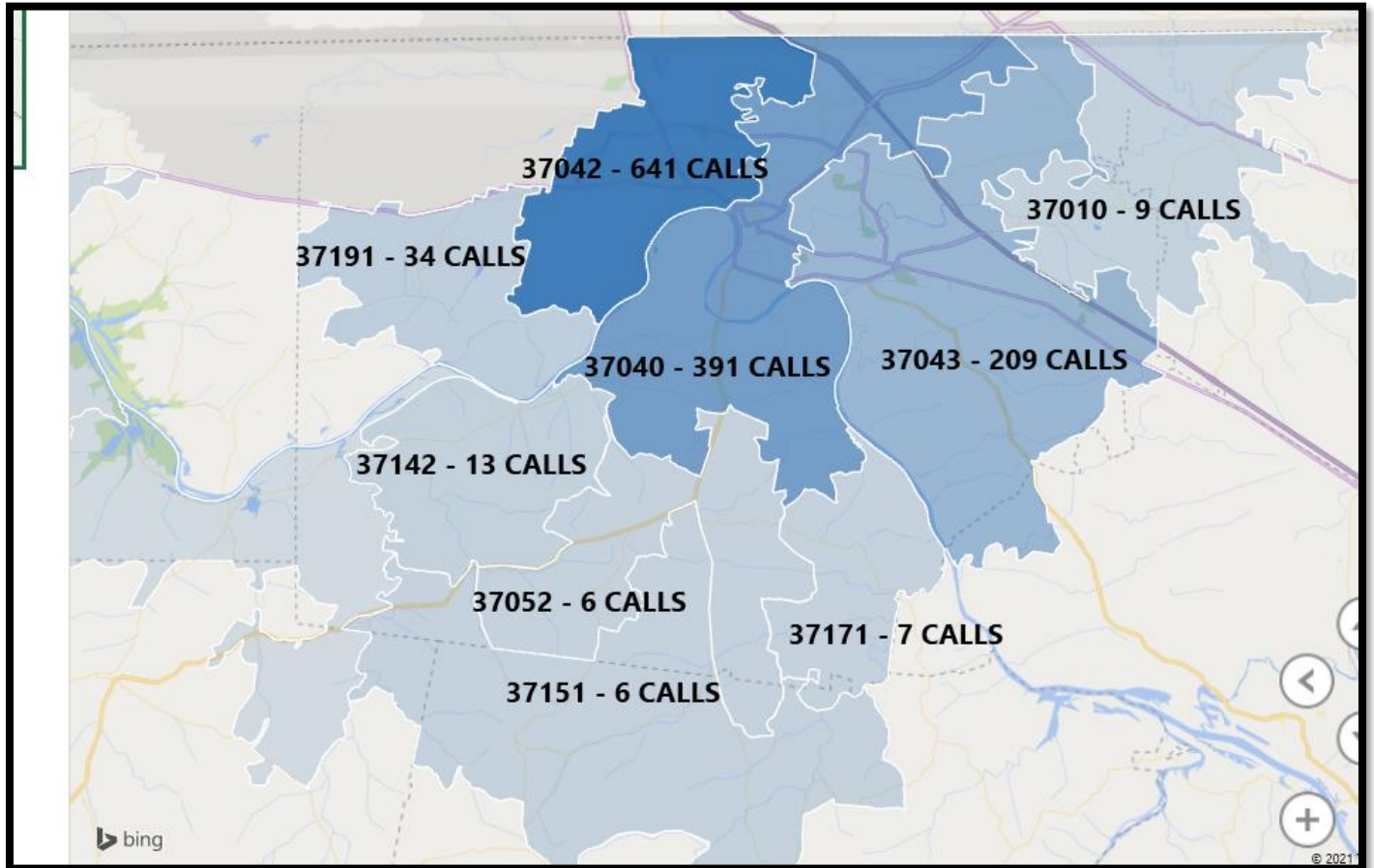
Calls for service that were responded to in Montgomery County were dispersed into the following two Jurisdictions, which covers the Montgomery County outside of the Clarksville City Limits and all unincorporated areas of the County, and within the city limits of Clarksville. (82%) of all calls for the 1st Quarter of 2021 occurred within the City of Clarksville and (12%) of calls for the 1st Quarter of 2021 occurred in the unincorporated areas of Montgomery County and



JURISDICTION	1 ST QUARTER	2 ND QUARTER	3 RD QUARTER	4 TH QUARTER
Clarksville	1,150			
Montgomery County	168			
Ft. Campbell	88			
Total	1,399			

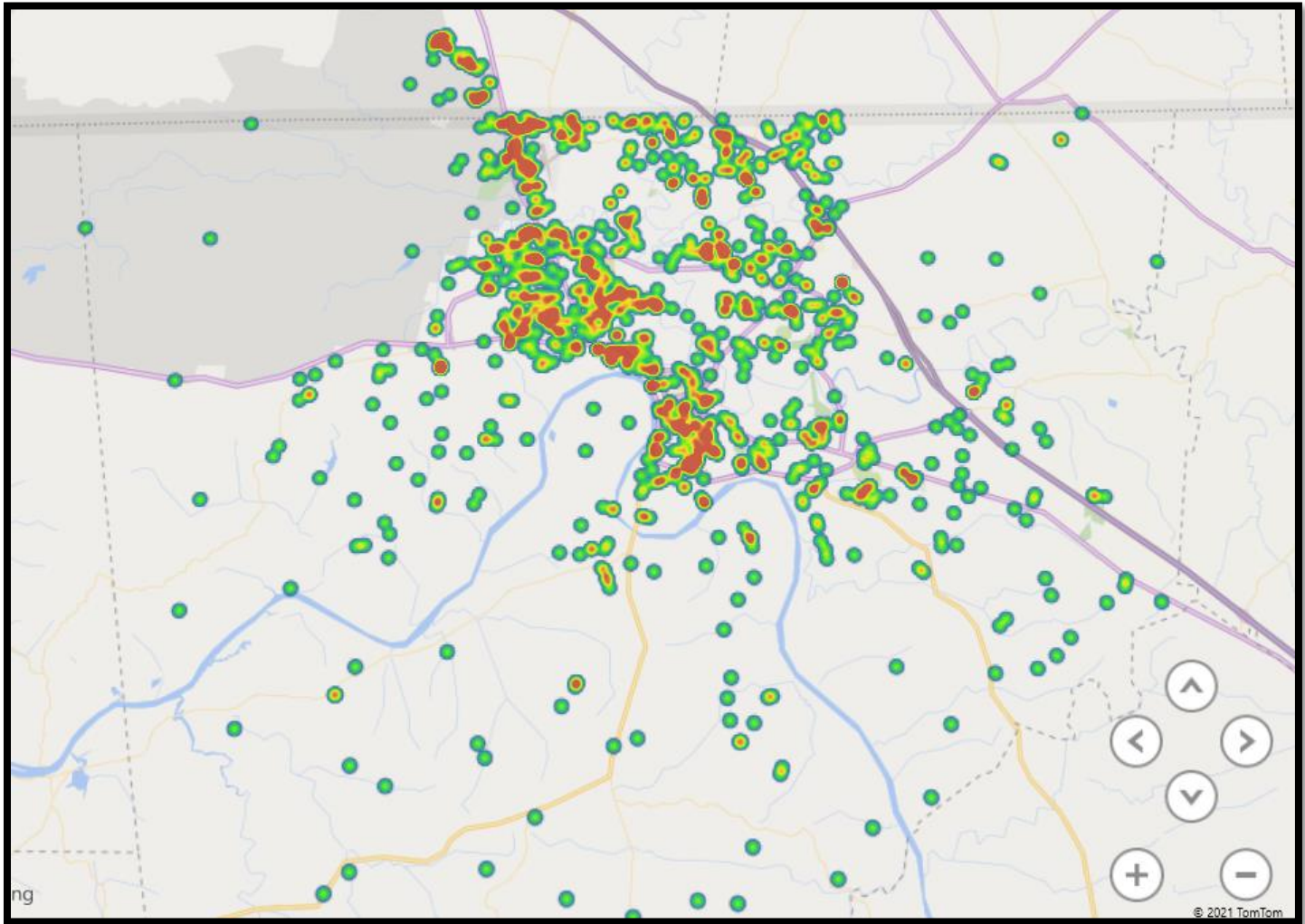
FIELD SERVICE CALLS BY ZIP CODE

Calls for service that were responded to in Montgomery County were dispersed into the following Eleven (11) Zip Codes, which covers the Montgomery County outside of the Clarksville City Limits and all unincorporated areas of the County, and within the city limits of Clarksville. (50%) of all calls for the 1st Quarter of 2021 occurred within the 37042 Zip Code, which compromises the North Central portion of Montgomery County north of the Cumberland River, while (25%) of calls occurred in Zip Code area 37040, which compromises the Northeast and South Central portion of the County



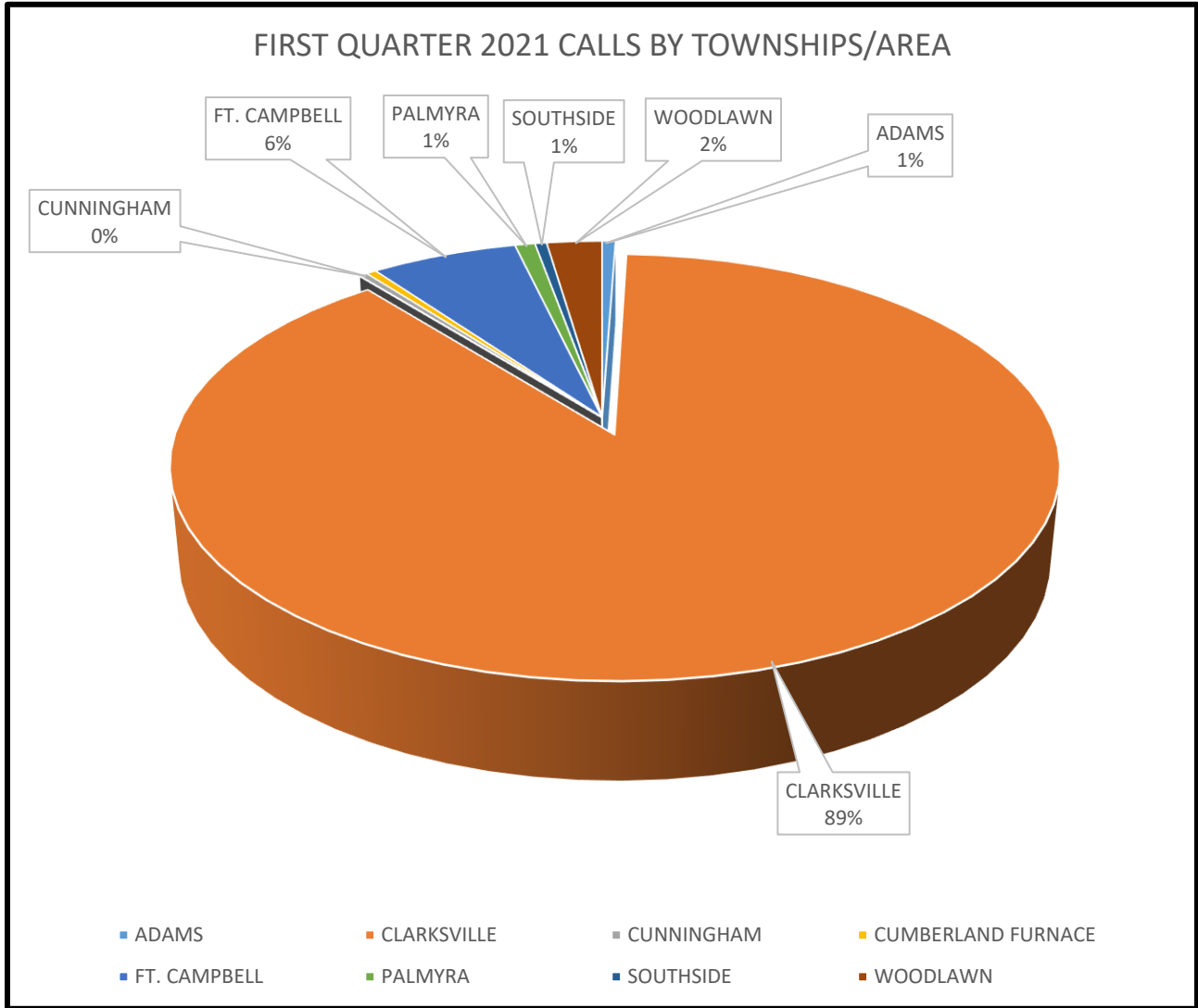
FIELD SERVICE CALLS HEAT MAP

The heat map below shows all calls for service in Montgomery County and Ft. Campbell Kentucky based on a heat map signature. This indicates the locations of the highest call volumes in our communities.



OFFICER FIELD ACTIVITY RESULTS BY TOWNSHIP

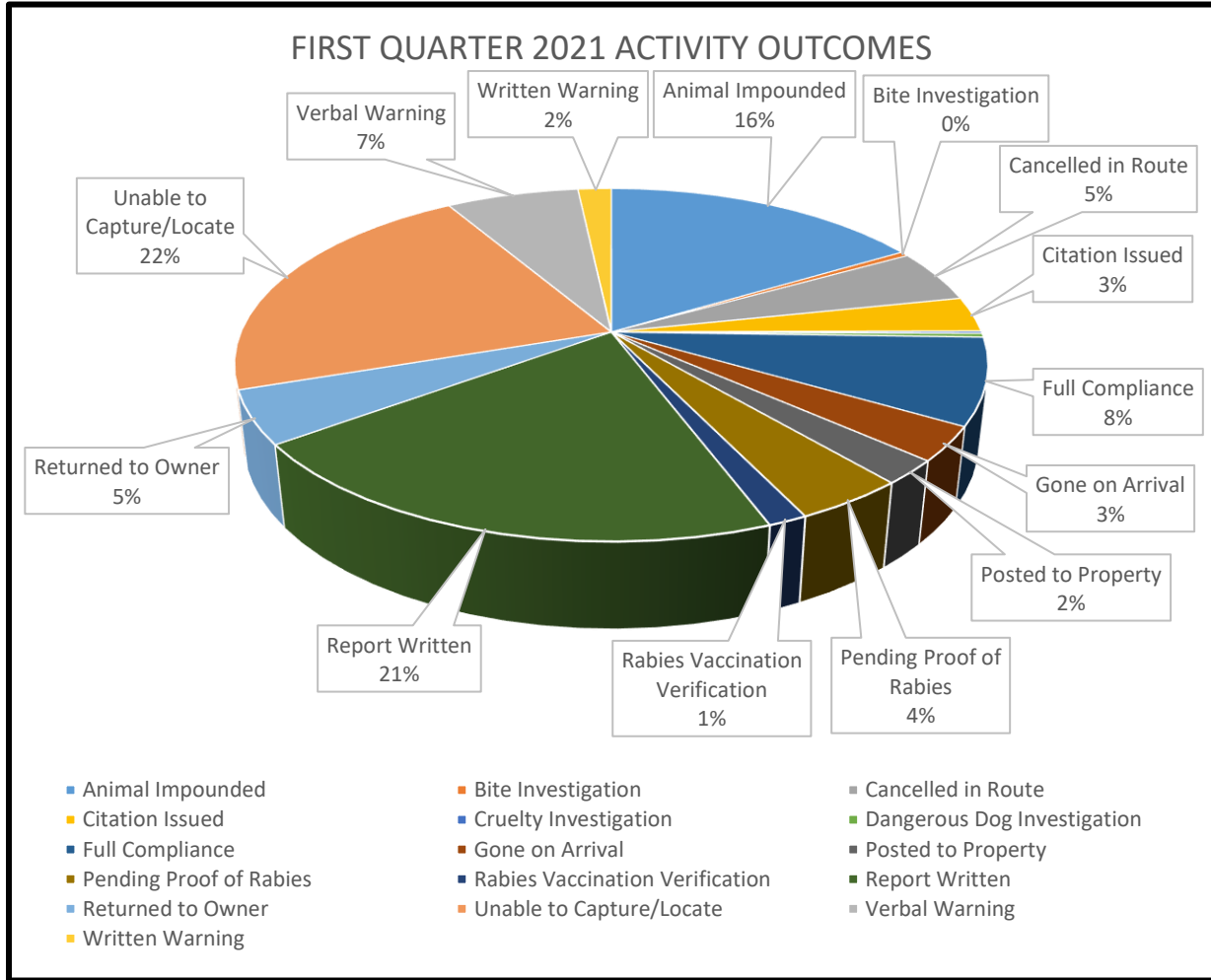
MCACC Officers responded to 1,399 Activity Calls in 12 different townships across Montgomery County. 89% Of Activity calls were within the City of Clarksville.



TOWNSHIP	1 ST QUARTER	2 ND QUARTER	3 RD QUARTER	4 TH QUARTER
Adams	8			
Ashland City	0			
Clarksville	1,245			
Cunningham	5			
Cumberland Furnace	6			
Cumberland City	0			
Ft. Campbell	88			
Indian Mound	0			
Palmyra	12			
Southside	7			
Woodlawn	33			
Total	1,399			

OFFICER FIELD ACTIVITY RESULTS

Officers responded to 1,399 calls for service. In response to calls for services officer complete various forms of outcomes to close out and complete these calls ranging from warnings to written reports on the incidents.



ACTIVITY RESULT	1 ST QUARTER	2 ND QUARTER	3 RD QUARTER	4 TH QUARTER
Animal Impounded	230			
Bite Investigation	6			
Cancelled in Route	68			
Citation Issued	45			
Cruelty Investigation	3			
Dangerous Dog Investigation	5			
Full Compliance	109			
Gone on Arrival	44			
Posted to Property	31			
Pending Proof of Rabies	57			
Rabies Vaccination Verification	20			
Report Written	290			
Returned to Owner	68			
Unable to Capture/Locate	304			
Verbal Warning	95			
Written Warning	24			
Total	1,399			

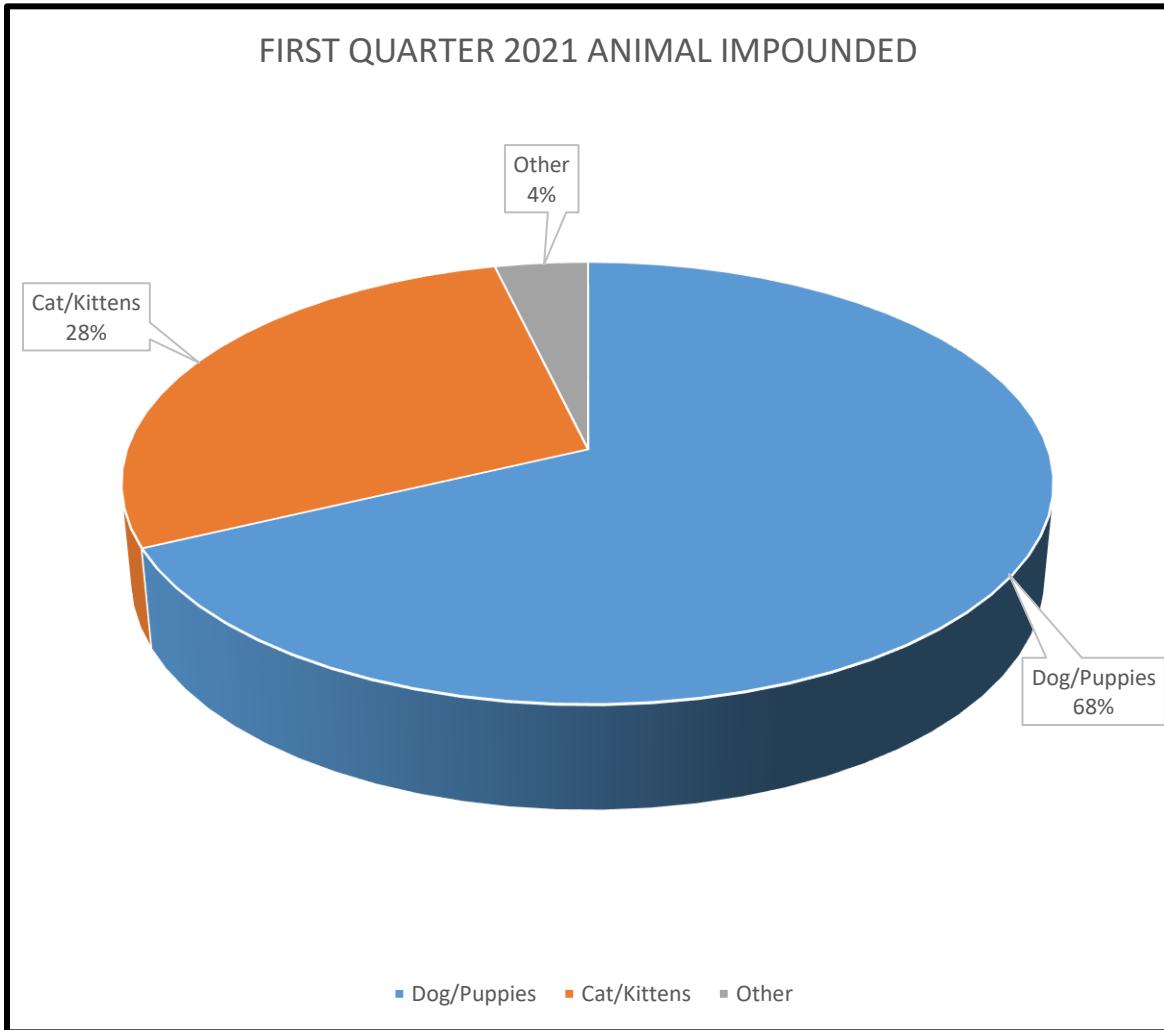
SHELTER AND ADOPTION SERVICES

Kennel Visitors

The shelter saw 3,241 visitors come through our doors for the First Quarter of 2021. 85% of those visitors were looking to adopt a shelter pet while 15% came to the shelter to reclaim or look for a lost pet.

Animals Impounded

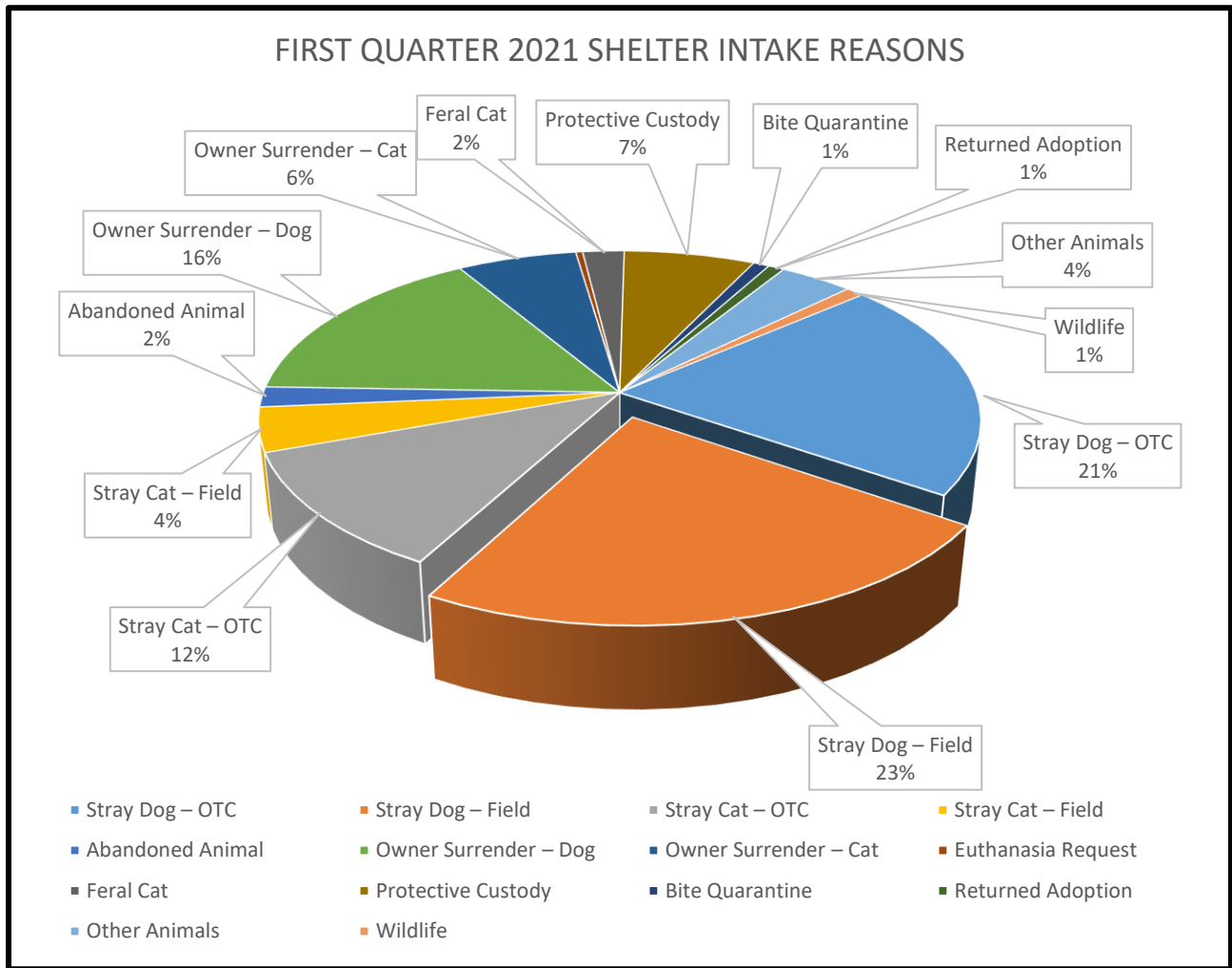
In the 1st Quarter of 2021, 830 animals were impounded. Of the animals impounded, 28% were cats/kittens, 68% were dogs/puppies.



Animals Impounded	1 ST QUARTER	2 ND QUARTER	3 RD QUARTER	4 TH QUARTER
Dog/Puppies	564			
Cat/Kittens	235			
Other	31			
Total	830			

SHELTER INTAKE REASONS

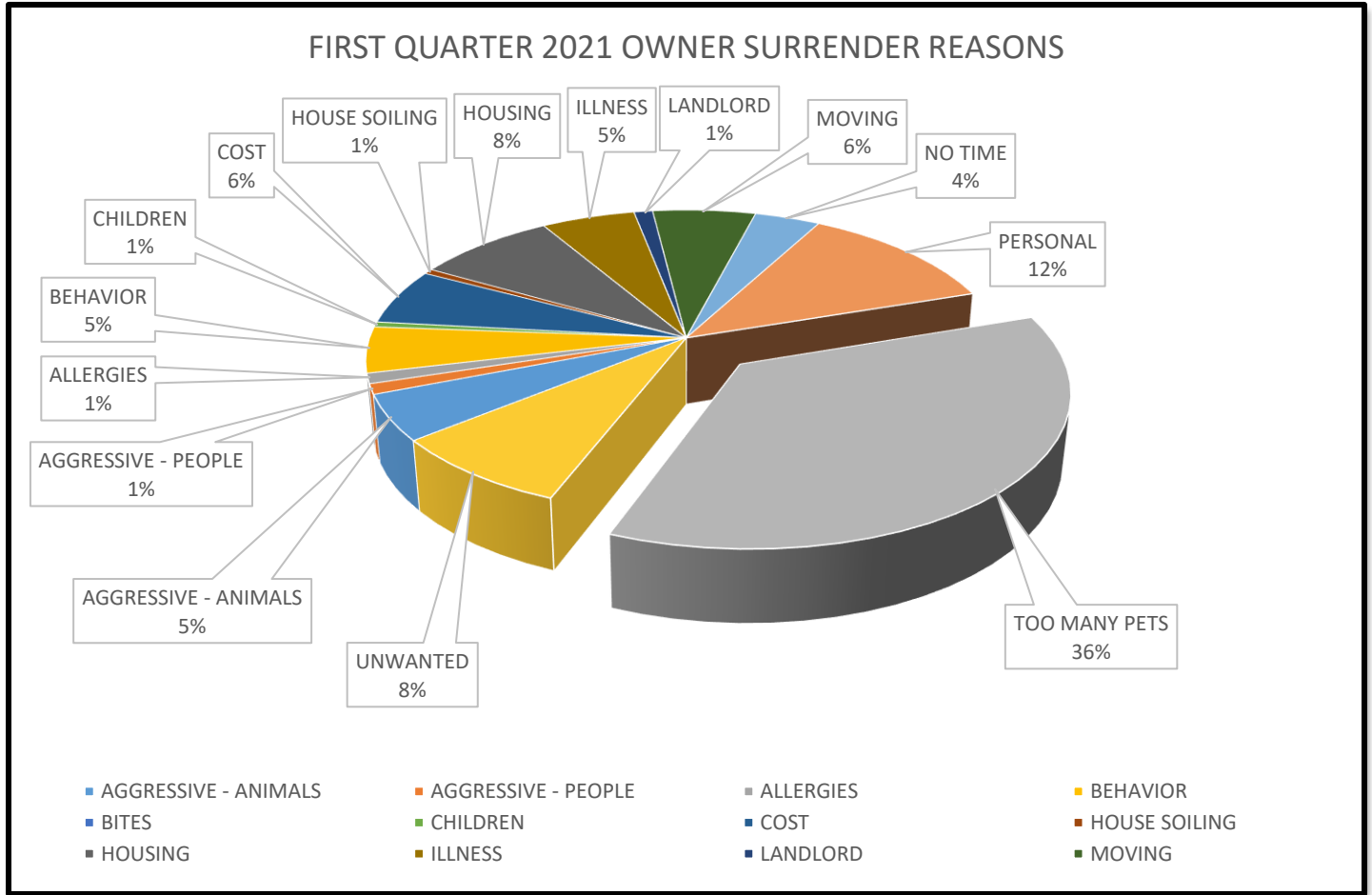
The shelter took in 830 animals in the 1ST Quarter of 2021. A majority of those intakes, (59%) were stray animals either picked up in the field or brought in over the counter. (24%) were owner surrendered pets and the remaining (20%) consisted of Adoption Returns, Feral Animals, Euthanasia Requests, Bite Quarantines, Protective Custody, and Abandoned Animals.



ENTRY REASON	1 ST QUARTER	2 ND QUARTER	3 RD QUARTER	4 TH QUARTER
Stray Dog – OTC	174			
Stray Dog – Field	194			
Stray Cat – OTC	95			
Stray Cat – Field	35			
Abandoned Animal	16			
Owner Surrender – Dog	132			
Owner Surrender – Cat	52			
Euthanasia Request	3			
Feral Cat	18			
Protective Custody	57			
Bite Quarantine	7			
Returned Adoption	7			
Other Animals	32			
Wildlife	8			
Total	830			

Owner Surrenders

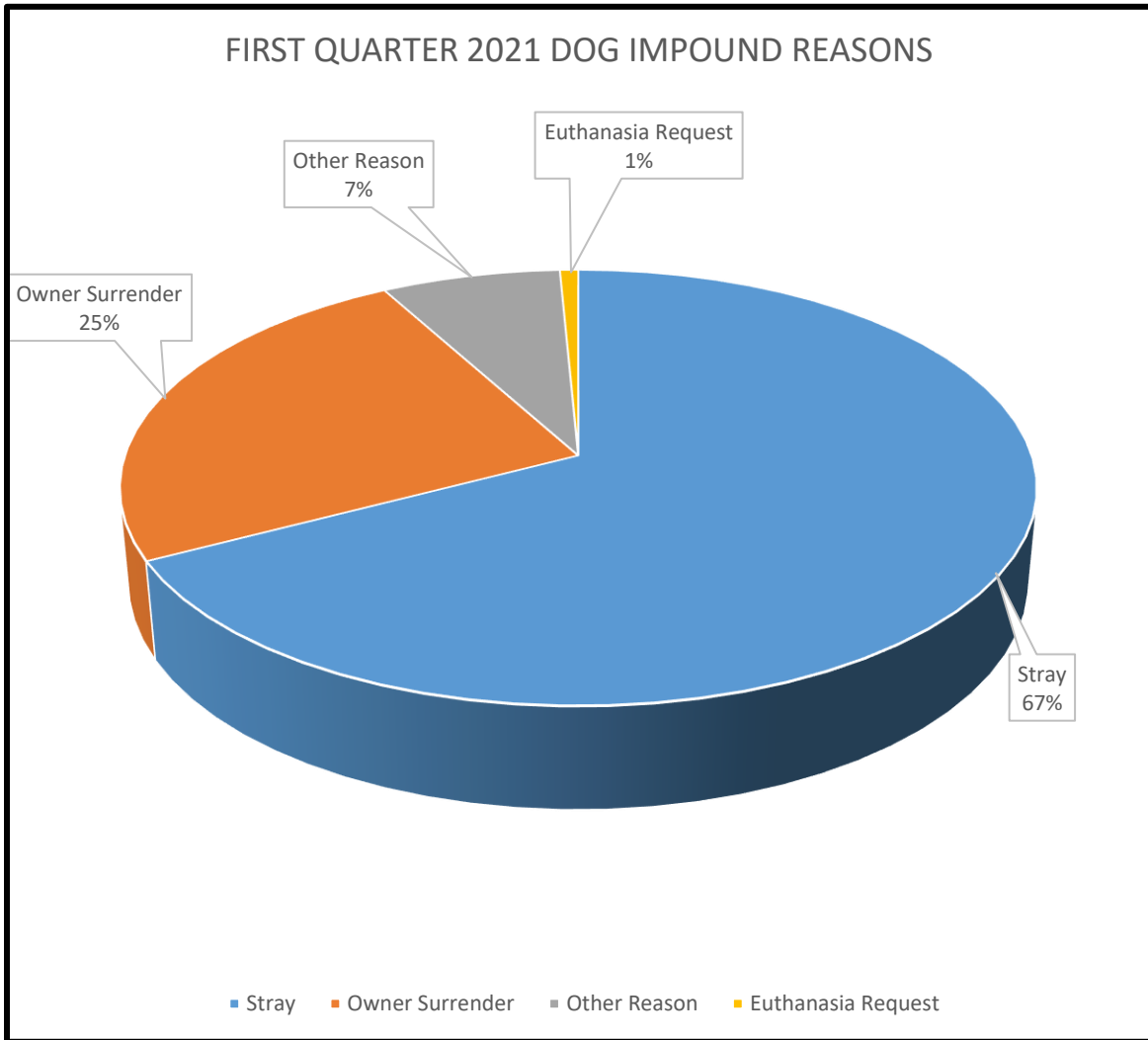
The 1st Quarter of 2021 saw an increase in Owner Surrenders, primarily due to the COVID-19 Pandemic. COVID-19 Related Surrenders due to Cost, Housing, Illness, Moving, Landlord consisted of 26% of all owner surrenders in the First Quarter. Of those Owner Surrenders, the most prevalent reason to Owner Surrender was 1. Too Many Pets 36%, followed by 2. Personal 12% and 3. Unwanted and Housing at 8%



OWNER SURRENDERS	1 ST QUARTER	2 ND QUARTER	3 RD QUARTER	4 TH QUARTER
Aggressive – Animals	9			
Aggressive – People	2			
Allergies	2			
Behavior	9			
Bites	0			
Children	1			
Cost	11			
House Soiling	1			
Housing	15			
Illness	10			
Landlord	2			
Moving	11			
No Time	7			
Personal	22			
Too Many Pets	66			
Unwanted	15			
Total	183			

Dogs

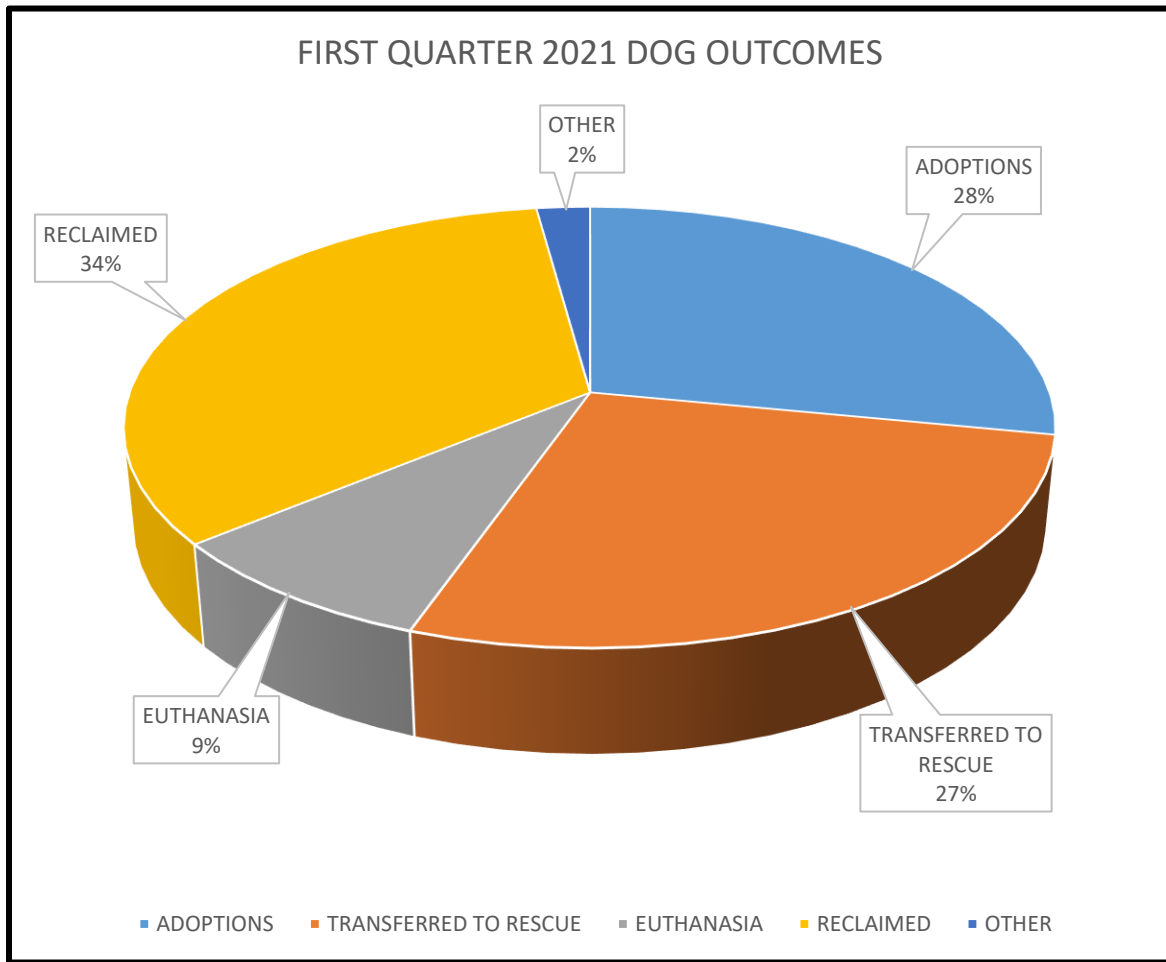
There were 536 dogs impounded in the First Quarter of 2021. 67% were strays, 25% were owner released, 7% were for other reasons (Quarantine, Protective Care, Confiscated), 1% were for Euthanasia Request.



DOG IMPOUNDS	1 ST QUARTER	2 ND QUARTER	3 RD QUARTER	4 TH QUARTER
Stray	361			
Owner Surrender	132			
Other Reason	39			
Euthanasia Request	4			
Total	536			

Dog Outcomes

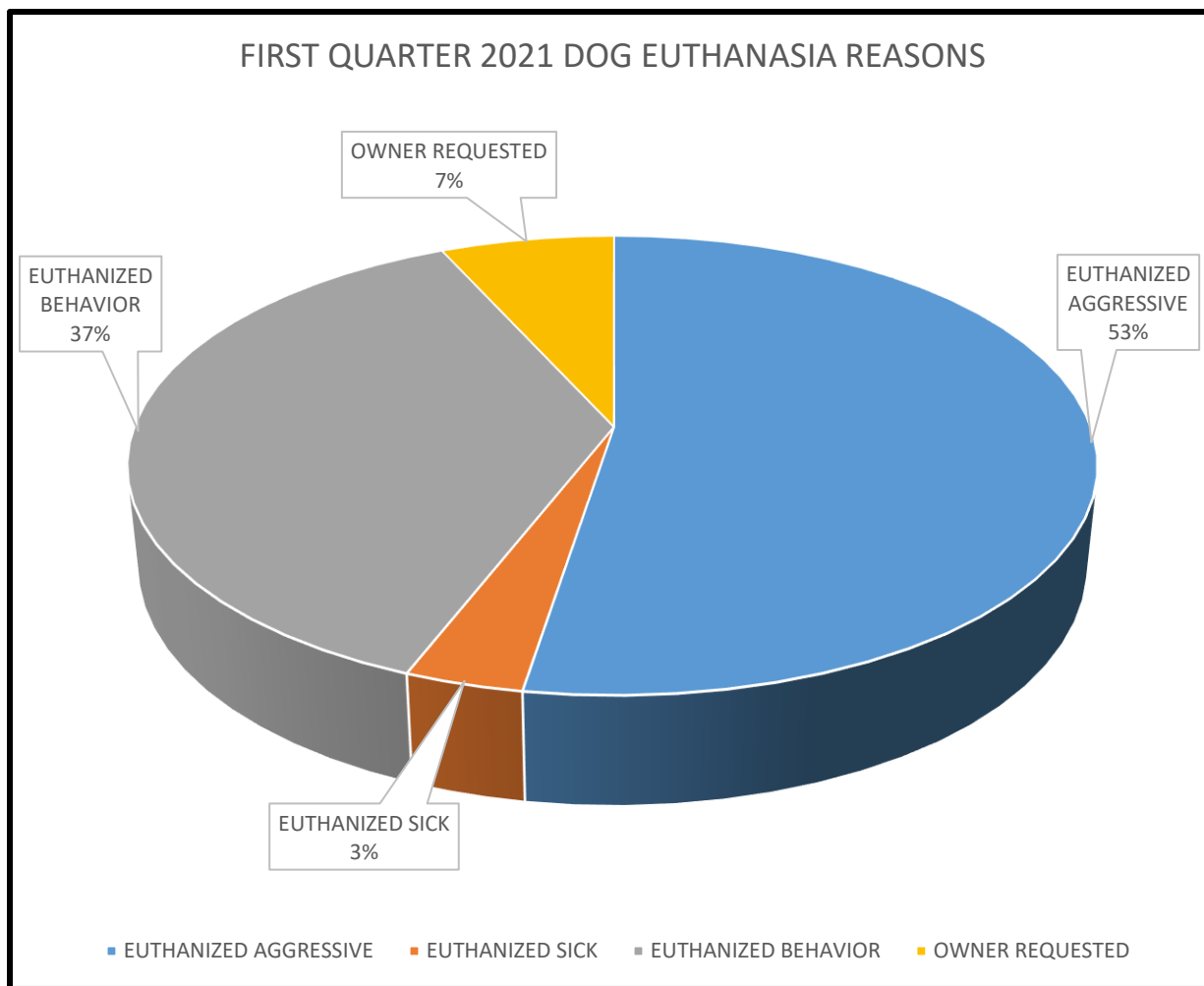
Outcomes for dogs impounded at the shelter were primarily Reclaims at 34%, Adoptions 28%, and Euthanasia 9%. Another 29% were sent or transferred to rescues, Humane Association, or other shelters for adoption.



DOG OUTCOMES	1 ST QUARTER	2 ND QUARTER	3 RD QUARTER	4 TH QUARTER
ADOPTIONS	195			
TRANSFERRED TO RESCUE	190			
EUTHANASIA	60			
RECLAIMED	235			
OTHER	15			
TOTALS	695			

Dog Euthanasia

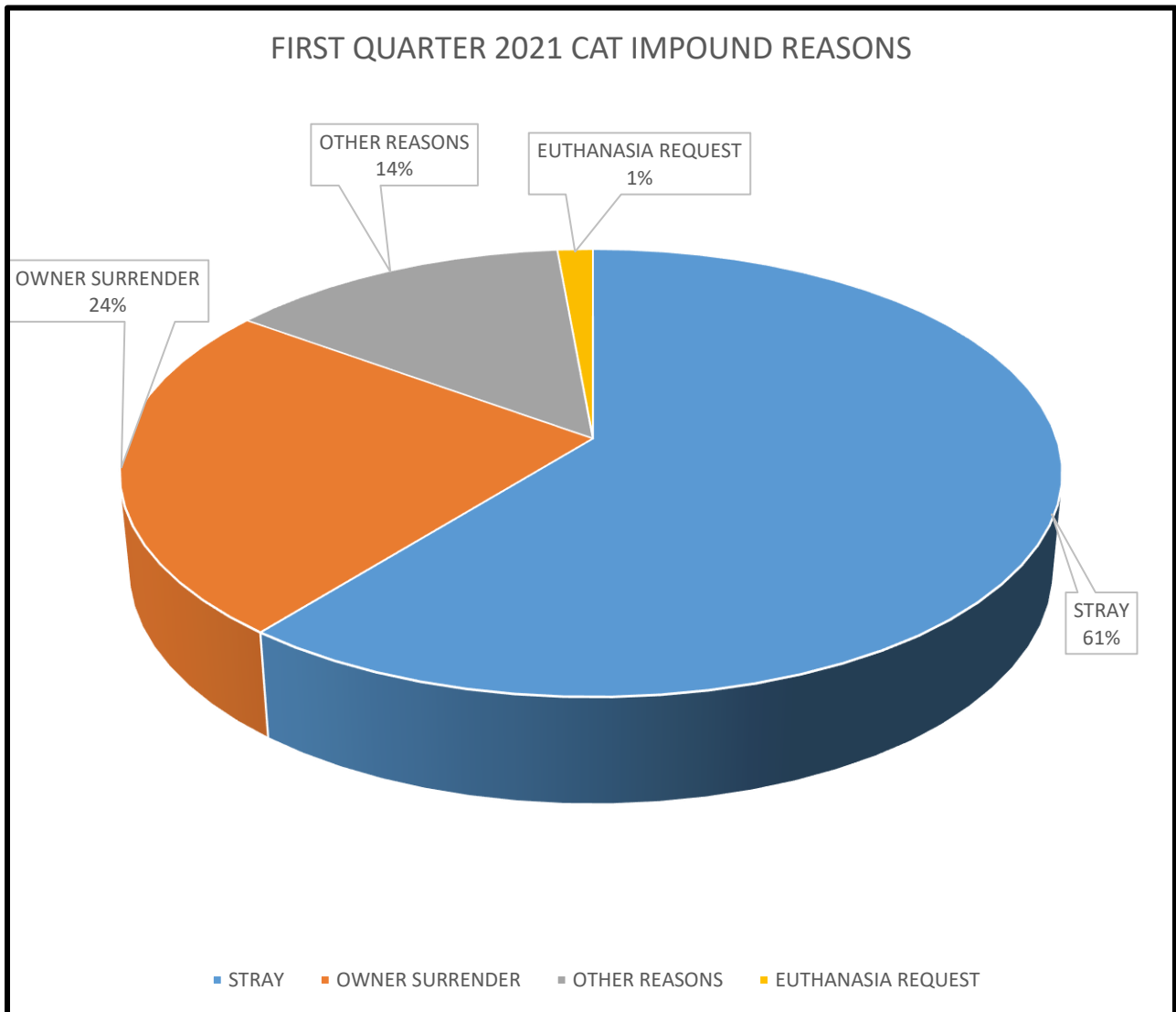
Of the 59 dogs euthanized, 90% were for behavior or aggression problems that were deemed unadoptable or rescue candidates. Those problems were identified through owner reports, staff experience and interaction with the dog, shelter temperament testing, and previous bite or aggression history. Other dogs were euthanized for medical issues 3%, space due to overcrowding and no available rescues or facilities to accept overflow 0% and owner requested euthanasia 6%



EUTHANASIA REASONS	1 ST QUARTER	2 ND QUARTER	3 RD QUARTER	4 TH QUARTER
Euthanasia – Aggressive	31			
Euthanasia – Sick	2			
Euthanasia – Injured	0			
Euthanasia – Behavior	22			
Euthanasia – Owner Requested	4			
Total	59			

Cats

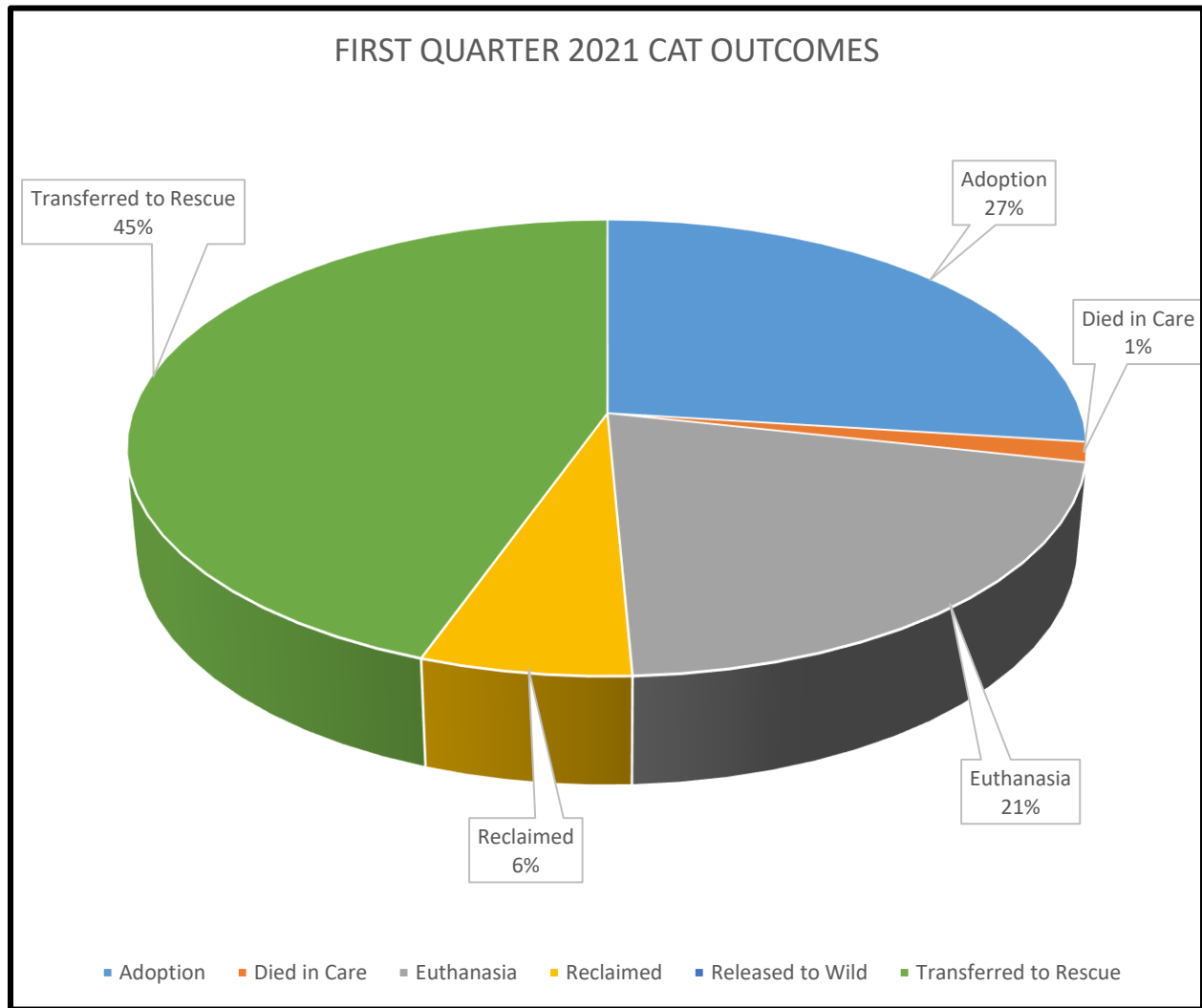
There were 214 cats impounded in the First Quarter of 2021, A 32% Decrease from first quarter of 2020. 61% were strays, 24% were owner releases, and 14% were for other reasons (protective care, bite quarantine, welfare, feral).



CAT IMPOUND REASON	1 ST QUARTER	2 ND QUARTER	3 RD QUARTER	4 TH QUARTER
Stray	130			
Owner Surrender	52			
Other Reason	29			
Euthanasia Request	3			
Total	214			

Cat Outcomes

Outcomes for cats impounded at the shelter were primarily for Adoptions and Transferred to other shelters, rescues or Humane Societies for adoption 72%. 21% of all cats that entered the shelter were euthanized, this was a 42% decrease from previous quarters.

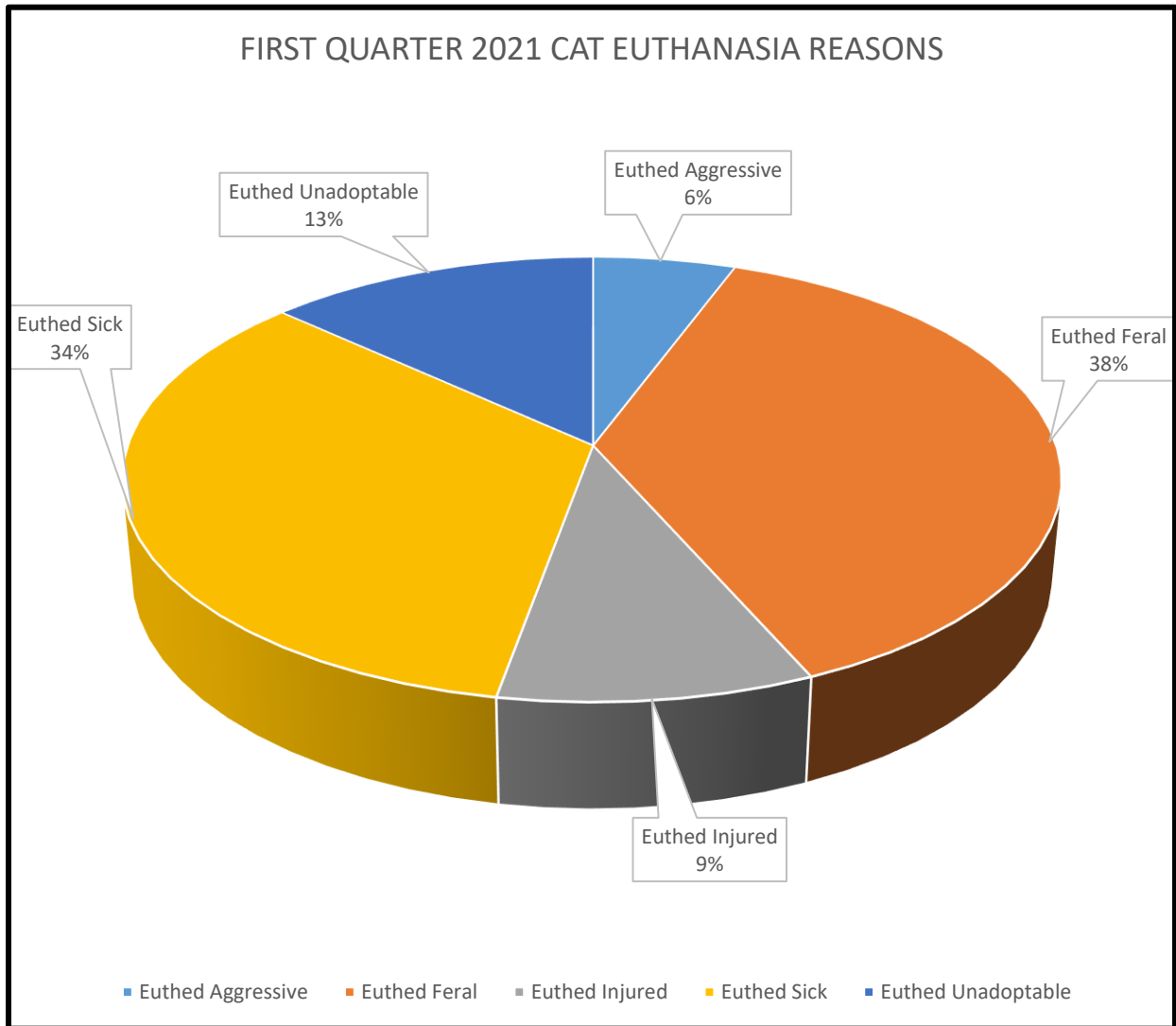


CAT OUTCOMES	1 ST QUARTER	2 ND QUARTER	3 RD QUARTER	4 TH QUARTER
Adoption	57			
Died in Care	3			
Euthanasia	44			
Reclaimed	13			
Released to Wild	0			
Transferred to Rescue	94			
Total	211			

Cat Euthanasia

53 cats were euthanized in the First Quarter of 2021. We saw a 27% decrease in cat euthanasia from 4th Quarter of 2020 to 1st Quarter of 2021. 43% of the cats were euthanized for medical reasons, primarily, infectious diseases, 19% were euthanized for behavioral or temperament problems 0% were Owner requested euthanasia.

NOTE: Due to lack of spaying and neutering we saw a tremendous increase in primarily kittens impounded. A great number of these kittens had advanced Upper Respiratory Infection, emaciated, and other illnesses



CAT EUTHANASIA	1 ST QUARTER	2 ND QUARTER	3 RD QUARTER	4 TH QUARTER
Behavior	7			
Aggressive	3			
Injured	5			
Sick	18			
Feral	20			
Total	53			

1ST QUARTER 2021 RUNNING TOTALS

ACTIVITY	JAN.	FEB.	MAR.	APR.	MAY	JUN.	JUL.	AUG.	SEP.	OCT.	NOV.	DEC.	TOTAL
Owner Surrenders	47	60	75										182
Stray Dogs/Puppies	105	110	137										352
Stray Cats/Kittens	32	41	57										130
Calls for Service	391	463	551										1405
Euthanasia Dog	13	27	20										60
Euthanasia Cat	16	15	20										51
Microchips Issued	69	118	143										330
Adoptions	47	113	124										284
Live Release Rate	89%	88.2%	90%										89%
Dogs	92%	89.4%	91.8%										91%
Cats	81%	86%	86%										84%

2020

ACTIVITY	JAN.	FEB.	MAR.	APR.	MAY	JUN.	JUL.	AUG.	SEP.	OCT.	NOV.	DEC.	TOTAL
Owner Surrenders	43	51	46	31	39	75	59	63	49	58	41	37	592
Stray Dogs/Puppies	163	134	99	42	85	95	149	111	137	128	91	111	1345
Stray Cats/Kittens	103	85	44	23	112	168	97	132	115	95	83	62	1119
Calls for Service	526	424	390	265	340	389	404	417	430	435	401	432	4853
Euthanasia Dog	40	28	17	11	12	8	22	21	19	11	15	19	343
Euthanasia Cat	19	13	8	2	25	35	65	45	55	29	30	15	341
Microchips Issued	156	133	108	28	78	140	146	170	145	163	152	156	1575
Live Release Rate	85%	90%	91%	91%	87%	88%	78%	84%	82%	89%	87%	90%	87%
Dogs	86%	91%	92%	90%	93%	97%	91%	91%	90%	94%	92%	91%	91.5%
Cats	85%	89%	90%	93%	74%	74%	62%	74%	73%	81%	79%	89%	81%

2019

ACTIVITY	JAN.	FEB.	MAR.	APR.	MAY	JUN.	JUL.	AUG.	SEP.	OCT.	NOV.	DEC.	TOTAL
Owner Surrenders	48	60	47	83	78	38	34	55	58	41	46	62	660
Stray Dogs/Puppies	130	135	178	144	149	154	184	184	136	170	153	153	1870
Stray Cats/Kittens	69	41	42	67	189	229	191	191	152	153	111	66	1801
Calls for Service	475	376	504	426	441	438	444	438	388	468	468	435	5310
Euthanasia Dog	23	42	27	18	31	28	21	54	29	27	33	16	349
Euthanasia Cat	6	8	26	21	18	102	23	81	76	75	44	42	522
Microchips Issued	109	105	131	128	118	153	236	162	124	182	144	150	1743
Live Release Rate	89%	82%	83%	87%	85%	67%	91%	70%	74%	79%	80%	86%	81%
Dogs	74%	79%	89%	92%	85%	87%	91%	81%	87%	88%	85%	92%	86%
Cats	92%	90%	63%	75%	85%	49%	90%	51%	55%	70%	73%	77%	73%

2018

ACTIVITY	JAN.	FEB.	MAR.	APR.	MAY	JUN.	JUL.	AUG.	SEP.	OCT.	NOV.	DEC.	TOTAL
Owner Surrenders	59	67	80	102	101	111	92	94	39	40	46	27	858
Stray Dogs/Puppies	117	126	126	140	150	131	121	131	129	158	154	156	1639
Stray Cats/Kittens	60	70	73	89	156	157	166	138	115	166	102	62	1354
Calls for Service	464	419	469	505	494	394	357	423	383	427	469	412	5216
Euthanasia Dog	25	57	29	27	43	43	33	36	33	33	22	35	416
Euthanasia Cat	18	31	23	16	81	95	121	117	74	76	41	25	718
Microchips Issued	NA	NA	NA	NA	NA	NA	NA	NA	117	177	132	128	554
Live Release Rate	81%	77%	82%	86%	61%	71%	58%	69%	70%	72%	78%	82%	74%
Dogs	87%	82%	87%	87%	81%	86%	79%	80%	77%	85%	85%	82%	83%
Cats	76%	73%	77%	85%	41%	56%	38%	59%	64%	60%	72%	82%	65%