



# **Montgomery County Animal Care and Control**

**2018**

**2<sup>nd</sup> Quarter Report**

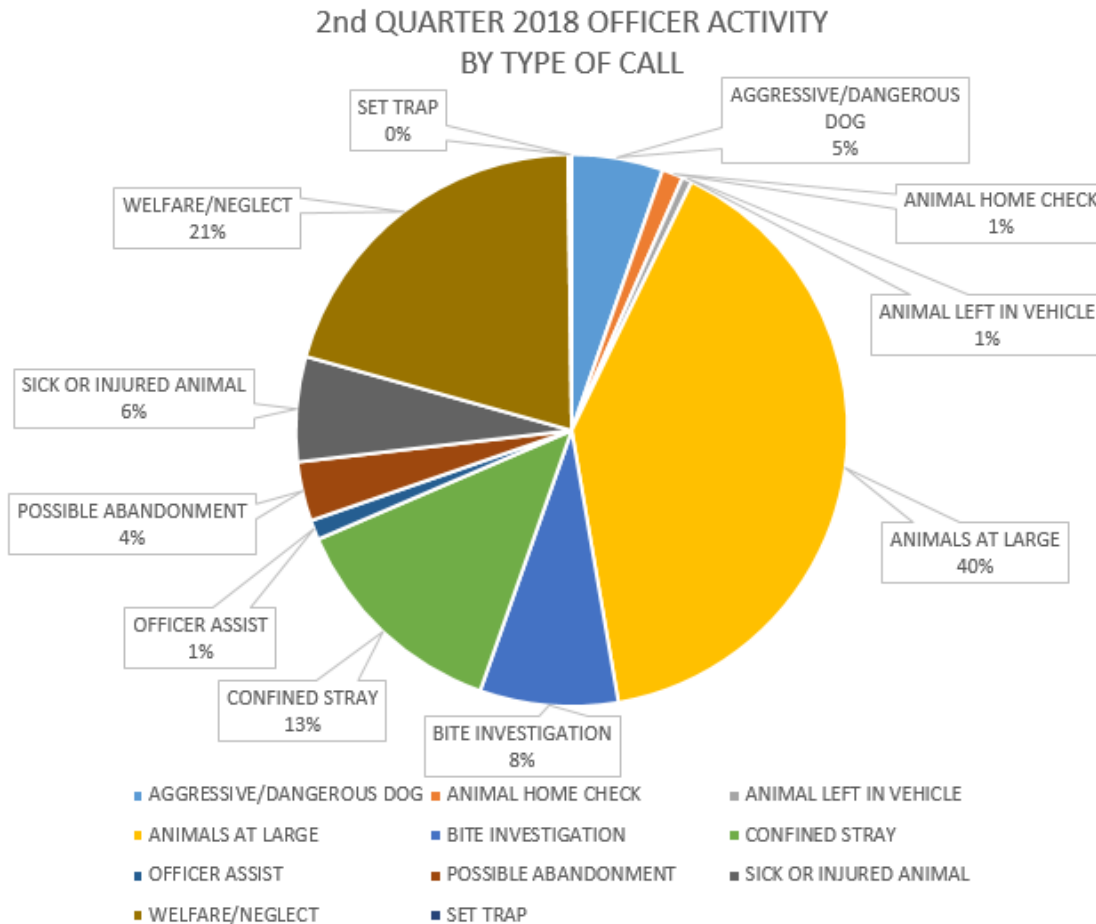
**Field and Shelter Activity**

## FIELD SERVICES

Montgomery County Animal Care and Control provided active and on call animal control service for all areas of Montgomery County and the City of Clarksville for the Second quarter of 2018.

### Officer Activity

For the Second quarter of 2018, Animal Control Officers handled 1,383 calls for service. Nearly half of all calls, (40%) were for a stray domestic animal, normally a dog running at large. Investigations for Welfare/Neglect, Bites, Confined Stray's, Aggressive/Dangerous Dog made up for (47%) of all calls.

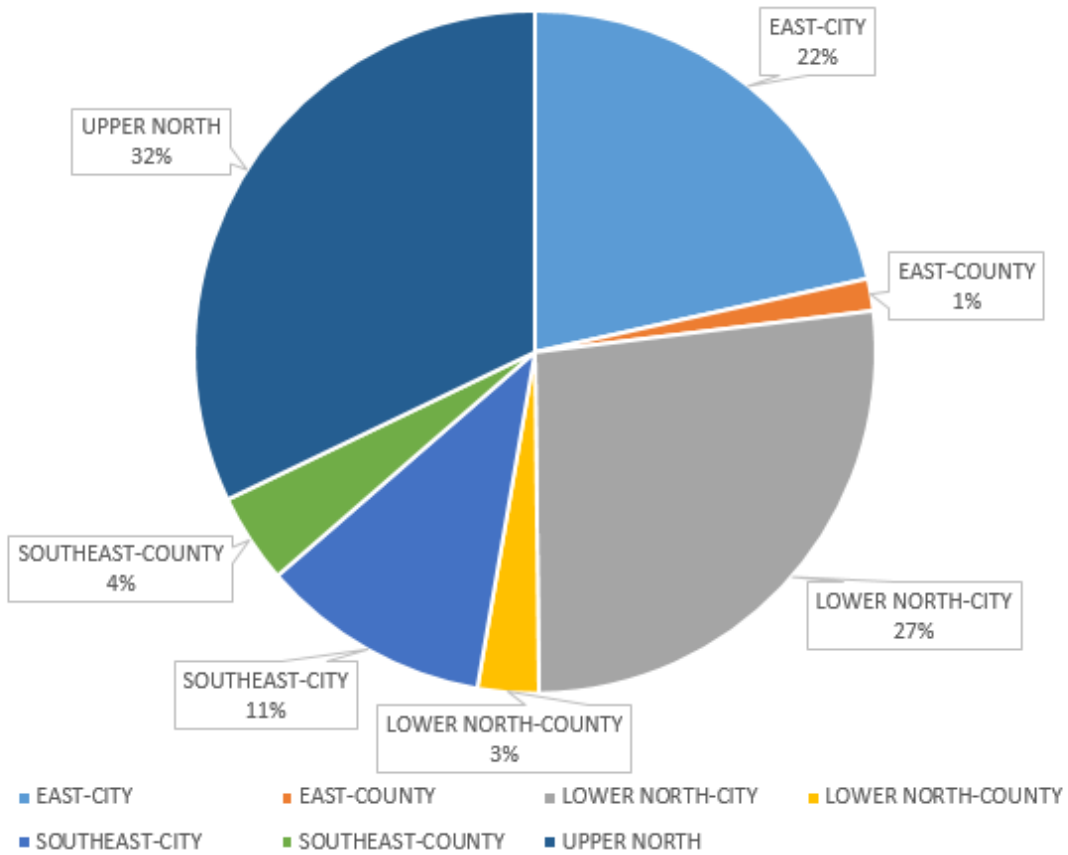


TYPE OF CALL	1 <sup>ST</sup> . Quarter	2 <sup>nd</sup> Quarter	3 <sup>rd</sup> Quarter	4 <sup>th</sup> Quarter
Aggressive/Dangerous Dog	71	74		
Animal Home Check	18	17		
Animal Left in Vehicle	9	8		
Animals At Large	600	555		
Bite Investigations	91	112		
Confined Stray	133	182		
Officer Assist	9	16		
Possible Abandonment	39	48		
Sick or Injured Animal	61	85		
Welfare/Neglect	303	283		
Other	11	3		
<b>Total</b>	<b>1,345</b>	<b>1,383</b>		

## FIELD SERVICE CALLS BY ZONES

Animal Control Officers responded to 1,383 calls for service in Montgomery County with a majority of the calls, (62%) being in the North and Northeast portion of Montgomery County/Clarksville City.

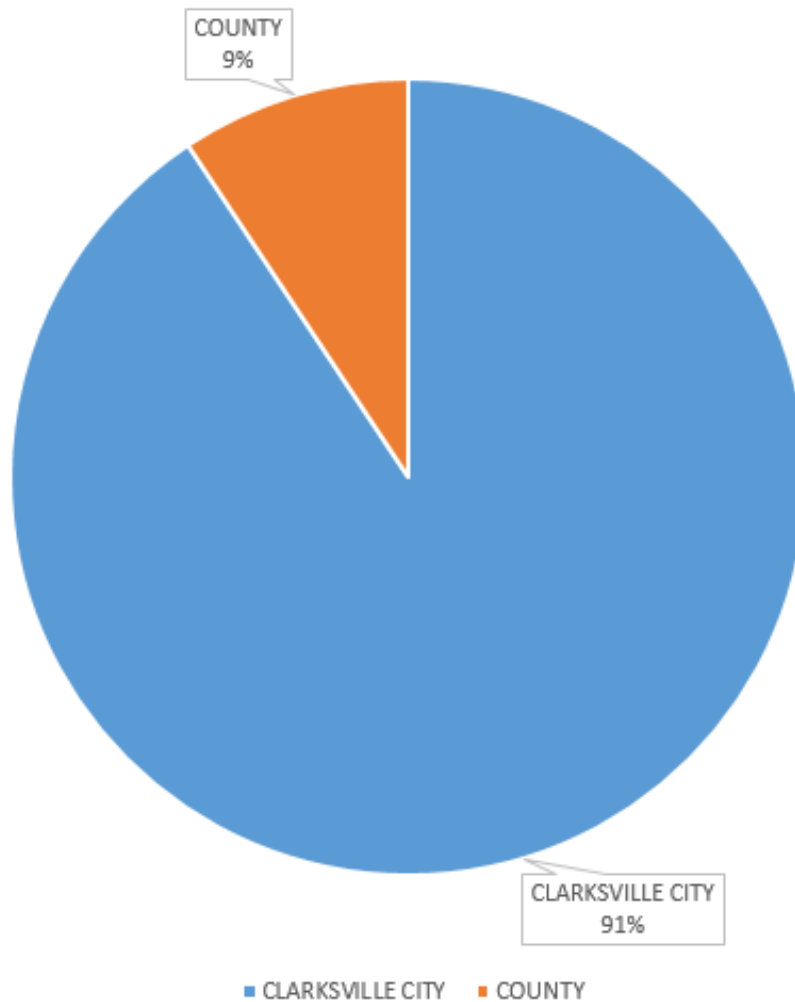
2ND QUARTER OFFICER ACTIVITY  
BY ZONES



## FIELD SERVICE CALLS BY JURISDICTION

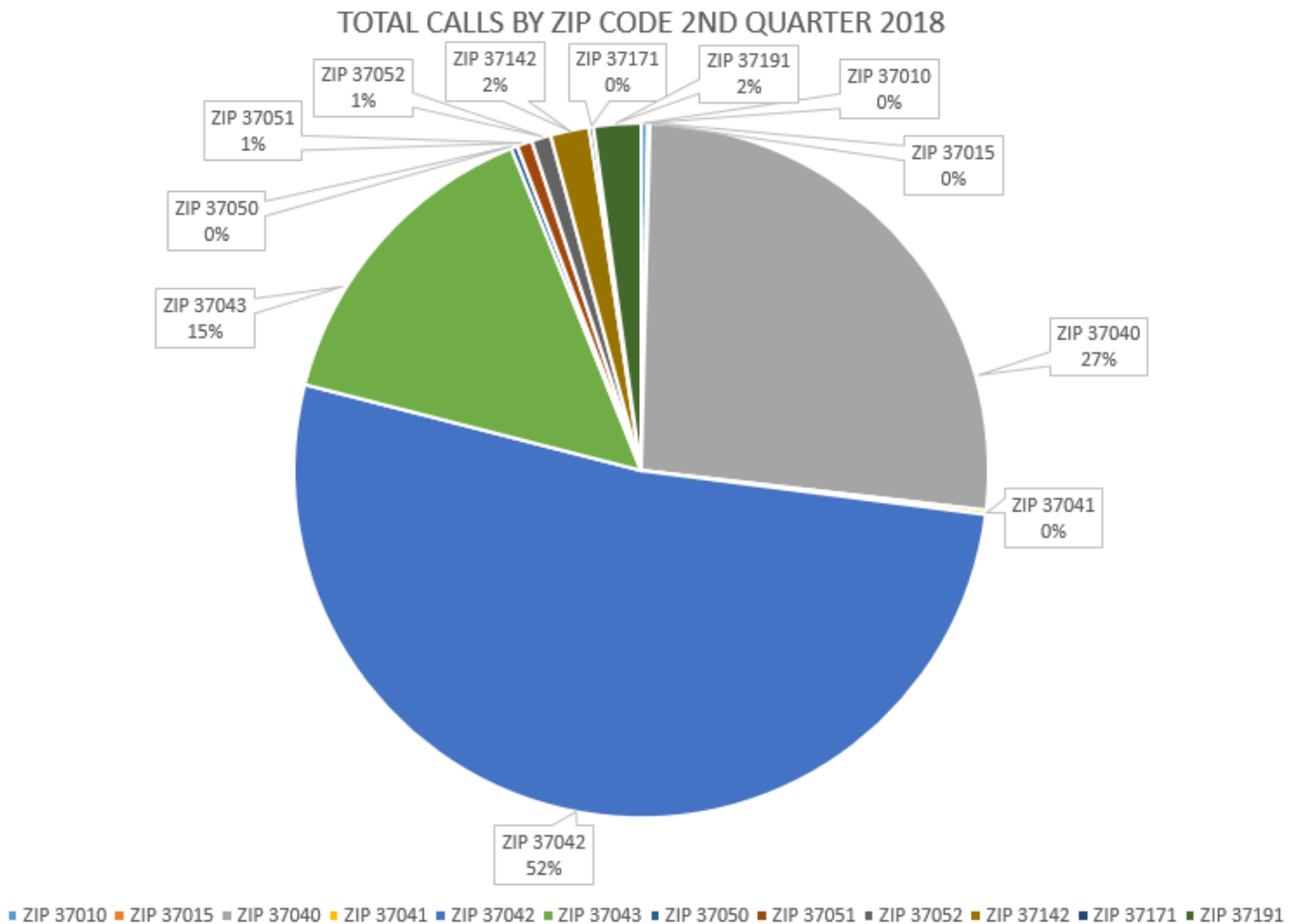
Calls for service that were responded to in Montgomery County were dispersed into the following two Jurisdictions, which covers the Montgomery County outside of the Clarksville City Limits and all unincorporated areas of the County, and within the city limits of Clarksville. (91%) of all calls for the 2<sup>nd</sup> quarter of 2018 occurred within the city of Clarksville and (9%) of calls for the 2<sup>nd</sup> Quarter of 2018 occurred in the unincorporated areas of Montgomery County.

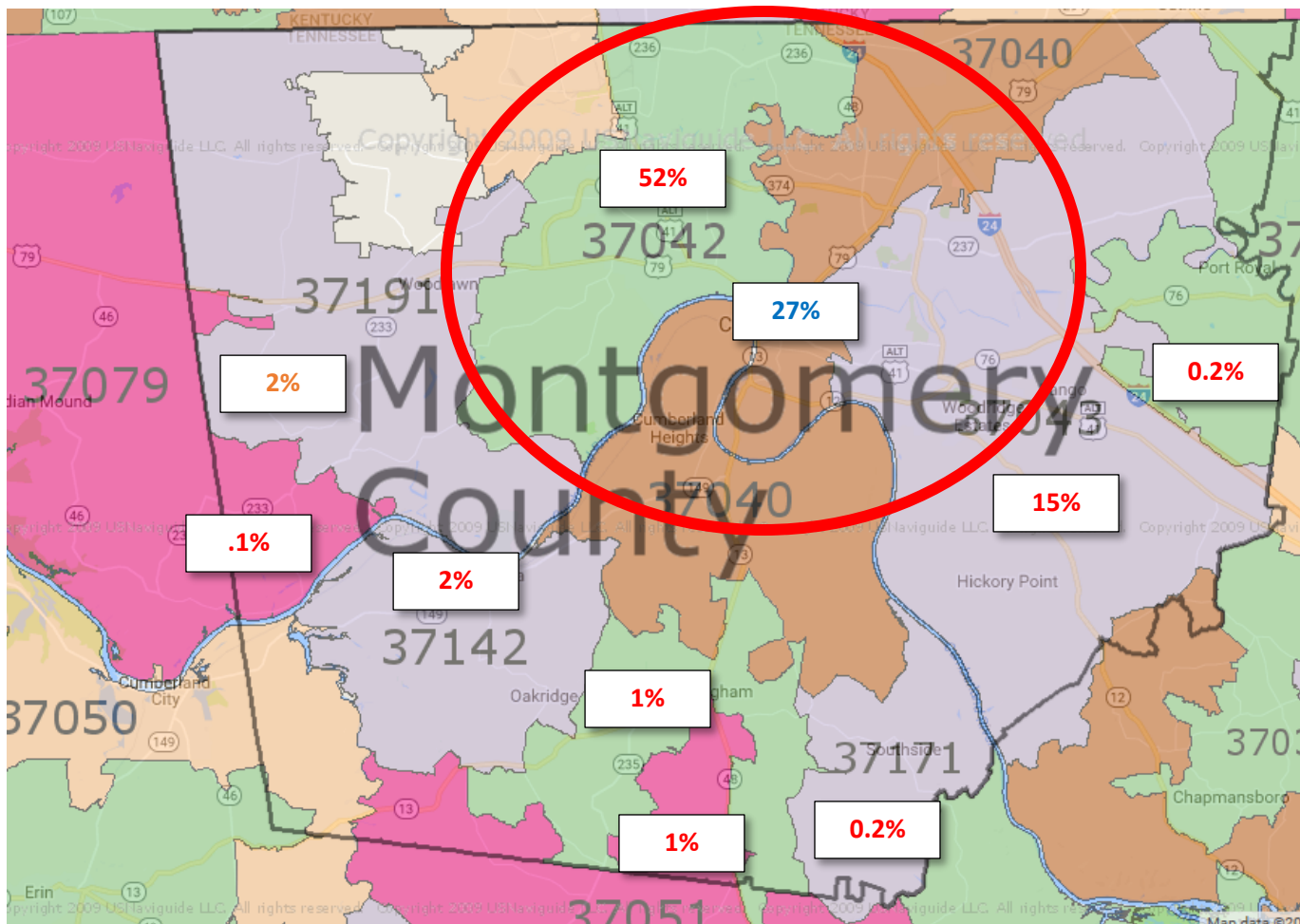
2ND QUARTER 2018 OFFICER ACTIVITY  
BY JURISDICTION



## FIELD SERVICE CALLS BY ZIP CODE

Calls for service that were responded to in Montgomery County were dispersed into the following twelve (12), which covers the Montgomery County outside of the Clarksville City Limits and all unincorporated areas of the County, and within the city limits of Clarksville. (52%) of all calls for the 2<sup>nd</sup> quarter of 2018 occurred within the 37042 Zip Code, which compromises the North Central portion of Montgomery County north of the Cumberland River, while (27%) of calls occurred in Zip Code area 37040, which compromises the Northeast and South Central portion of the County





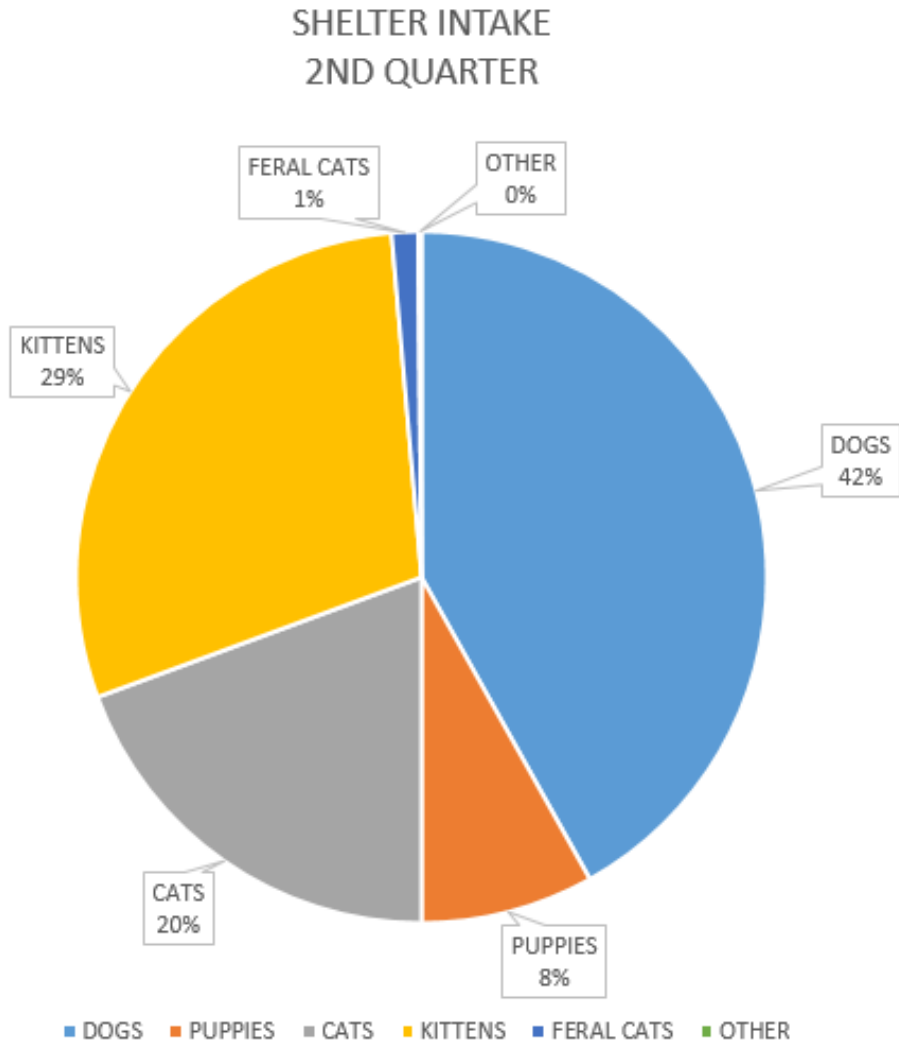
## SHELTER AND ADOPTION SERVICES

### Kennel Visitors

The shelter saw over 5,400 people visited the shelter in the 2<sup>ND</sup> Quarter of 2018. Most of the visitors indicated they were looking to adopt a pet or trying to locate a lost pet.

### Animals Impounded

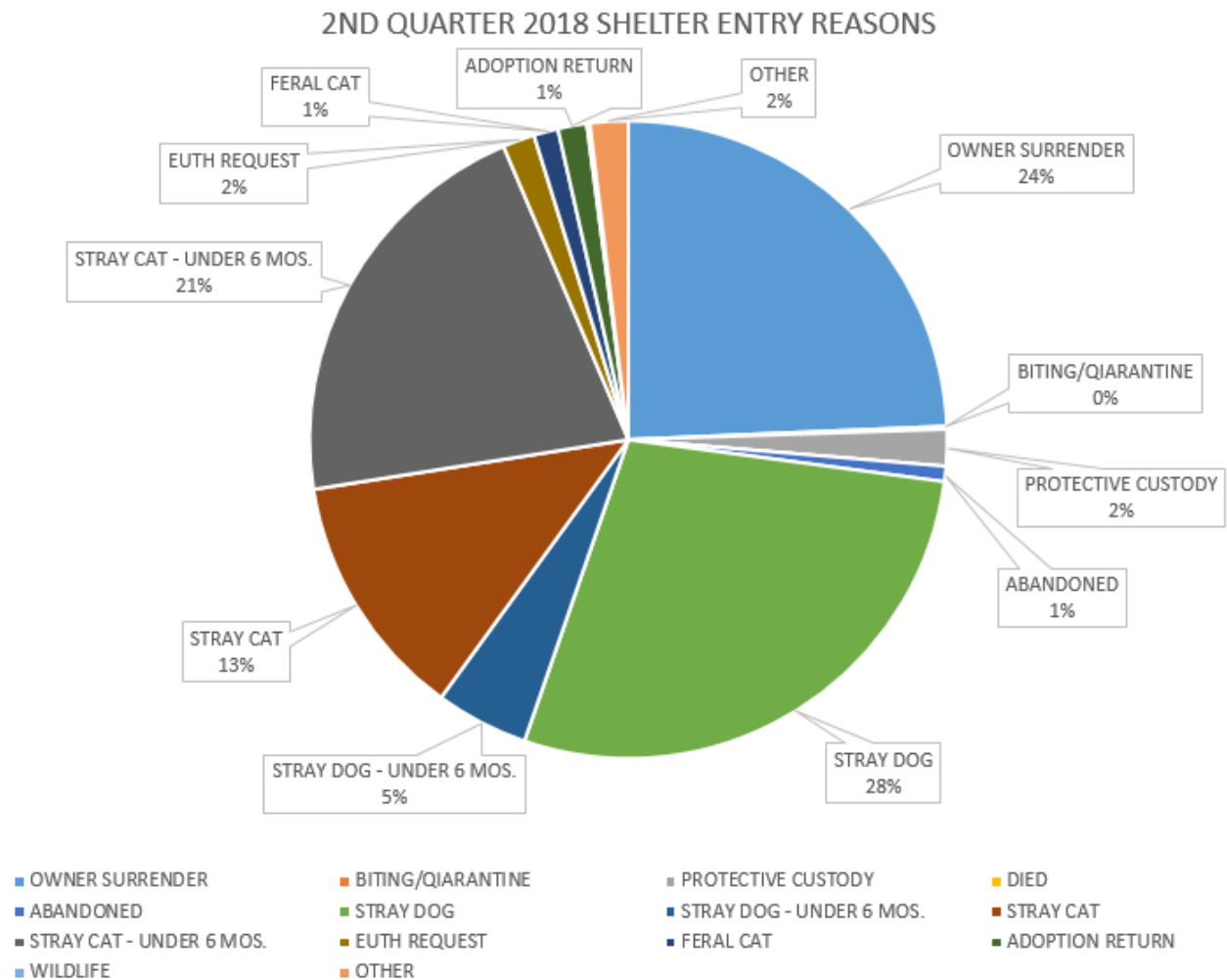
In the 2<sup>nd</sup> quarter of 2018, 1,296 animals were impounded. Of the animals impounded, 49% were cats/kittens, 50% were dogs/puppies.



Types of Animals Impounded	1 <sup>st</sup> Quarter	2 <sup>nd</sup> Quarter	3 <sup>rd</sup> Quarter	4 <sup>th</sup> Quarter
Dog/Puppies	529	648		
Cat/Kittens	252	630		
Other	2	18		
<b>Total</b>	<b>783</b>	<b>1,296</b>		

## SHELTER INTAKE REASONS

The shelter took in 1,295 animals in the 2<sup>nd</sup> quarter of 2018. A majority of those intakes, (67%) were stray animals either picked up in the field or brought in over the counter. (24%) were owner surrendered pets and the remaining (7%) consisted of Adoption Returns, Feral Animals, Euthanasia Requests, Bite Quarantines, Protective Custody, and Abandoned Animals.

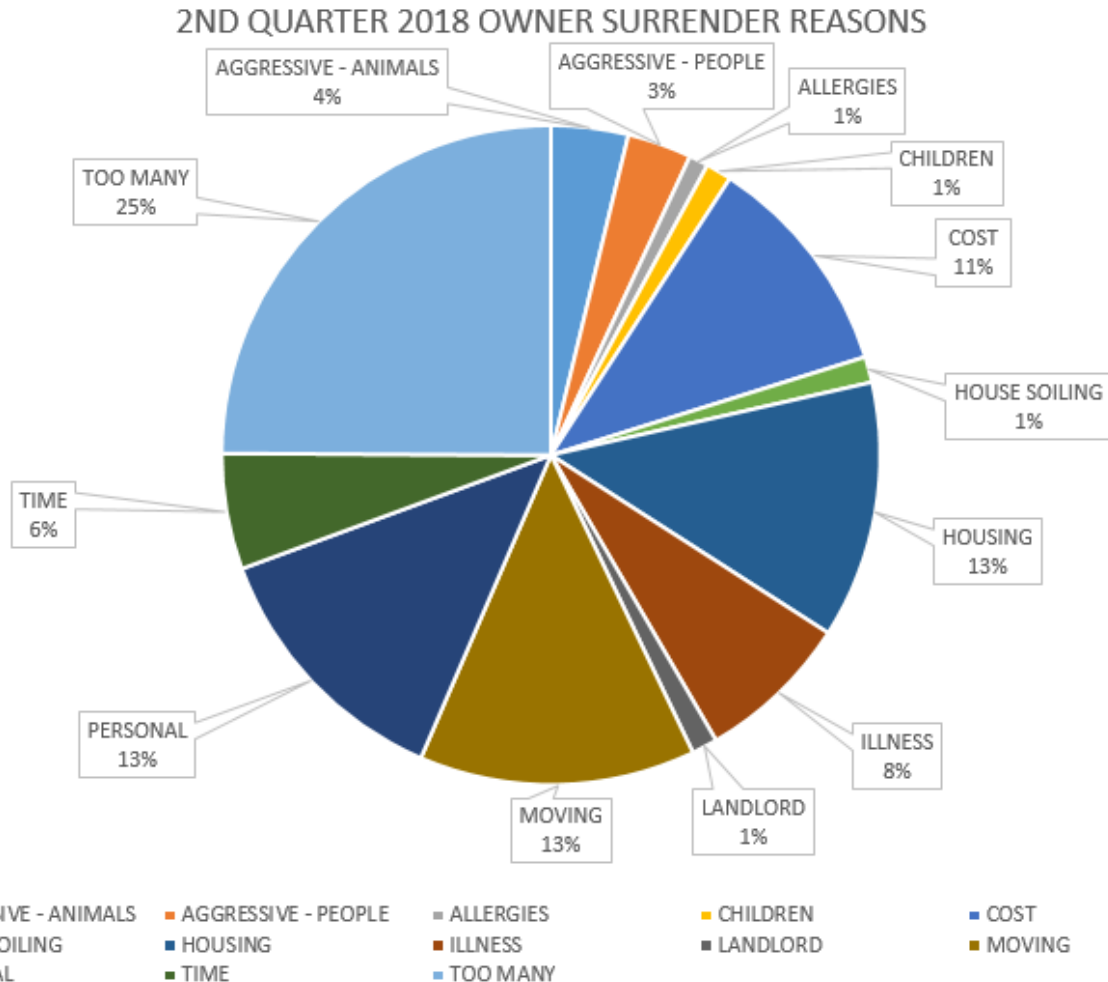


ENTRY REASON	1 <sup>ST</sup> QUARTER	2 <sup>ND</sup> QUARTER	3 <sup>RD</sup> QUARTER	4 <sup>TH</sup> QUARTER
Owner Surrender	204	315		
Biting/Quarantine	5	2		
Protective Custody	10	24		
Died	1	0		
Abandoned	10	10		
Stray Animal	601	861		
Euthanasia Request	12	21		
Feral Cat	3	16		
Adoption Return	15	19		
Wildlife	1	2		
Other	5	25		
<b>Total</b>	<b>867</b>	<b>1,295</b>		



## Owner Surrenders

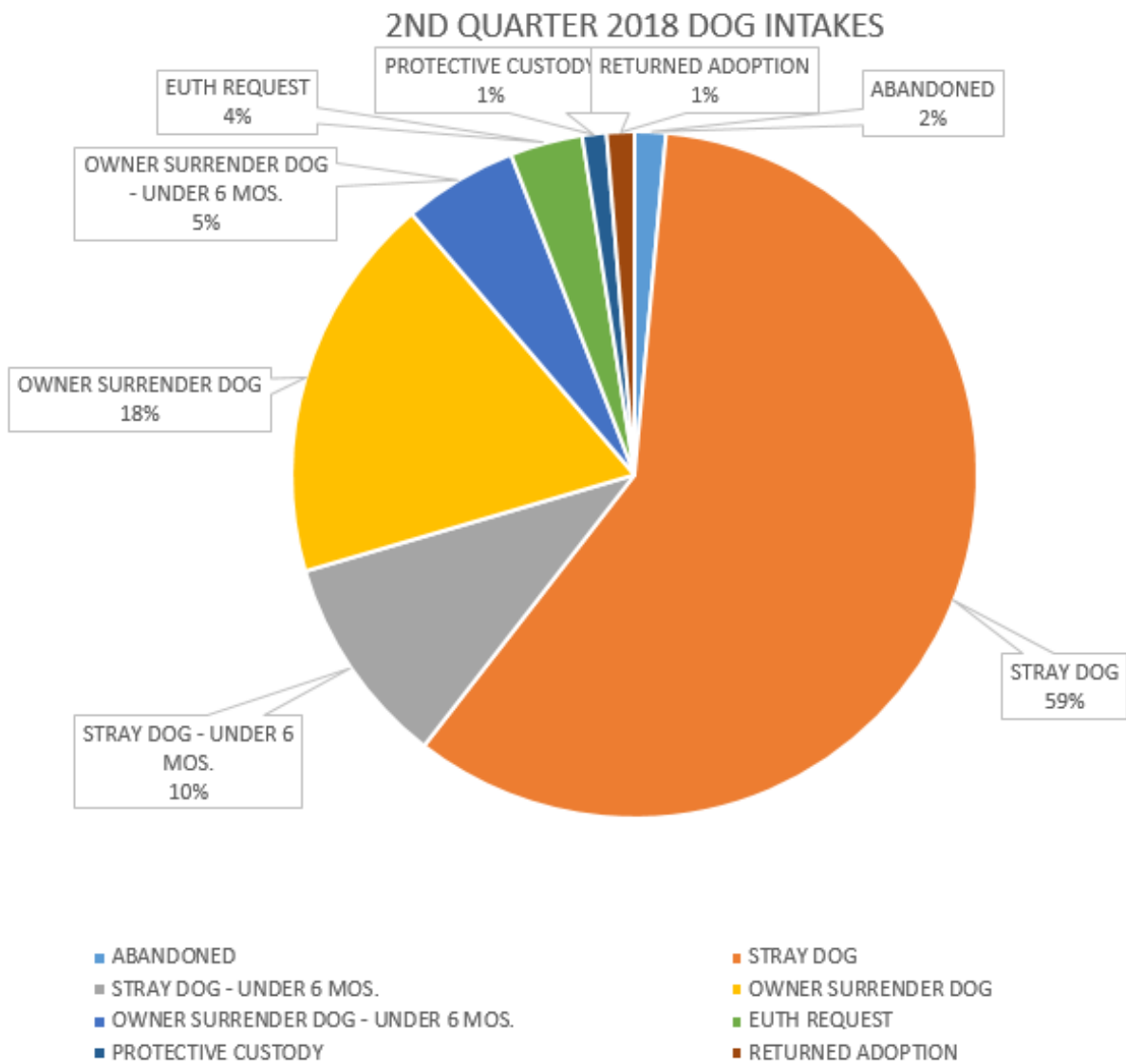
Beginning in April of 2018, we began to track the reason for owner surrenders in Montgomery County. There were 317 Owner surrenders in the 2<sup>nd</sup> quarter, of which 145 were dogs and 172 were cats. Of those Owner Surrenders, the most prevalent reason to Owner Surrender was 1. Too Many Pets – 25%, followed by 2. Moving – 13% and Personal – 13%. Cost for food and vet care were another factor at 11%



Owner Surrenders	1 <sup>st</sup> Quarter	2 <sup>nd</sup> Quarter	3 <sup>rd</sup> Quarter	4 <sup>th</sup> Quarter
Aggressive	No Data	22		
Allergies	No Data	3		
Children	No Data	4		
Cost	No Data	35		
House Soiling	No Data	4		
Housing	No Data	40		
Illness	No Data	24		
Landlord	No Data	4		
Moving	No Data	43		
Personal	No Data	41		
Time	No Data	18		
Too Many	No Data	79		
<b>Total</b>		<b>317</b>		

## Dogs

There were 613 dogs impounded in the 2<sup>nd</sup> quarter of 2018. 69% were strays, 23% were owner released, 8% were for other reasons (Quarantine, Protective Care, Confiscated), and 4% were impounded for owner requested euthanasia



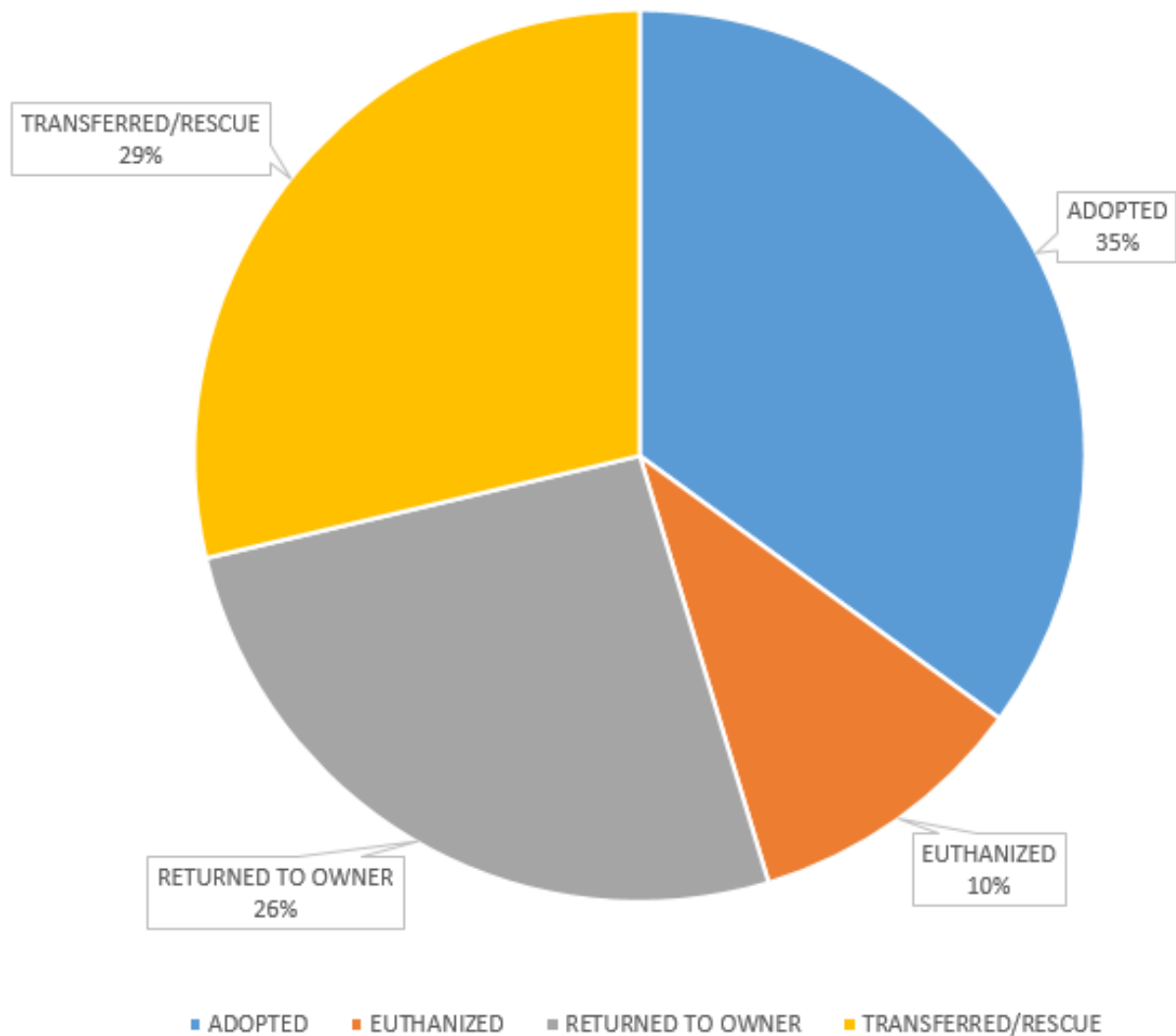
Dog Impound Reason	1 <sup>st</sup> Quarter	2 <sup>nd</sup> Quarter	3 <sup>rd</sup> Quarter	4 <sup>th</sup> Quarter
Stray	376	426		
Owner Release	138	145		
Other Reason	32	24		
Euthanasia Request	10	21		
<b>Total</b>	<b>556</b>	<b>613</b>		

## Dog Outcomes

Outcomes for dogs impounded at the shelter were primarily adoptions 35%, returned to owner 26%, and Euthanasia 10%. Another 29% were sent or transferred to rescues, Humane Association, or other shelters for adoption.

\*Euthanasia of dogs decreased 4% from the 1<sup>st</sup> Quarter

### 2ND QUARTER 2018 DOG OUTCOMES



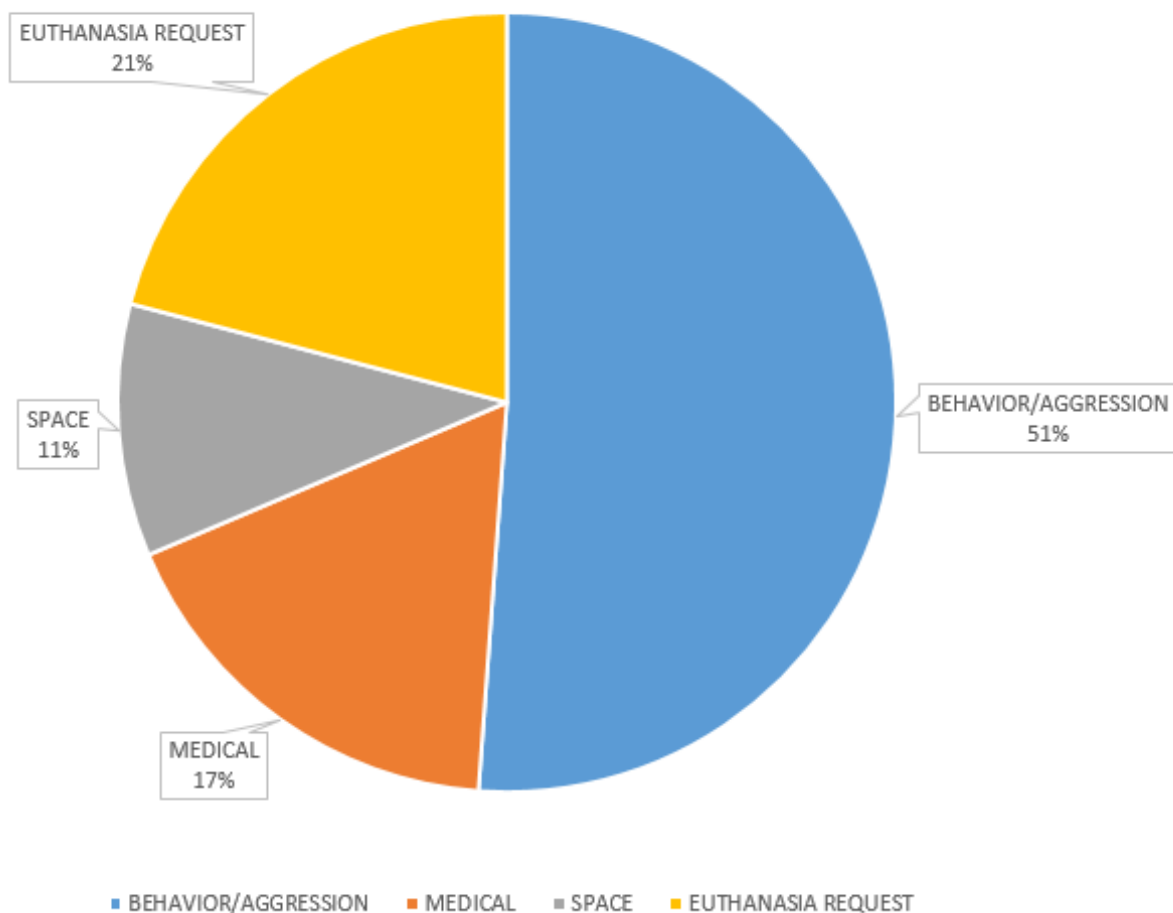
Dog Outcome	1 <sup>st</sup> Quarter	2 <sup>nd</sup> Quarter	3 <sup>rd</sup> Quarter	4 <sup>th</sup> Quarter
Adoption	227	221		
Return to Owner	86	164		
Euthanasia	133	65		
Transfer/Rescue	173	181		
<b>Total</b>	<b>619</b>	<b>631</b>		

## Dog Euthanasia

Of the 86 dogs euthanized, 51% were for behavior or aggression problems that were deemed unadoptable or rescue candidates. Those problems were identified through owner reports, staff experience and interaction with the dog, shelter temperament testing, and previous bite or aggression history. Other dogs were euthanized for medical issues 17%, space due to overcrowding and no available rescues or facilities to accept overflow 11% and owner requested euthanasia 21%

**\*NOTE: Euthanasia's due to no space were reduced by 26% from 37% in the 1<sup>st</sup> quarter to 11% 2<sup>nd</sup> quarter.**

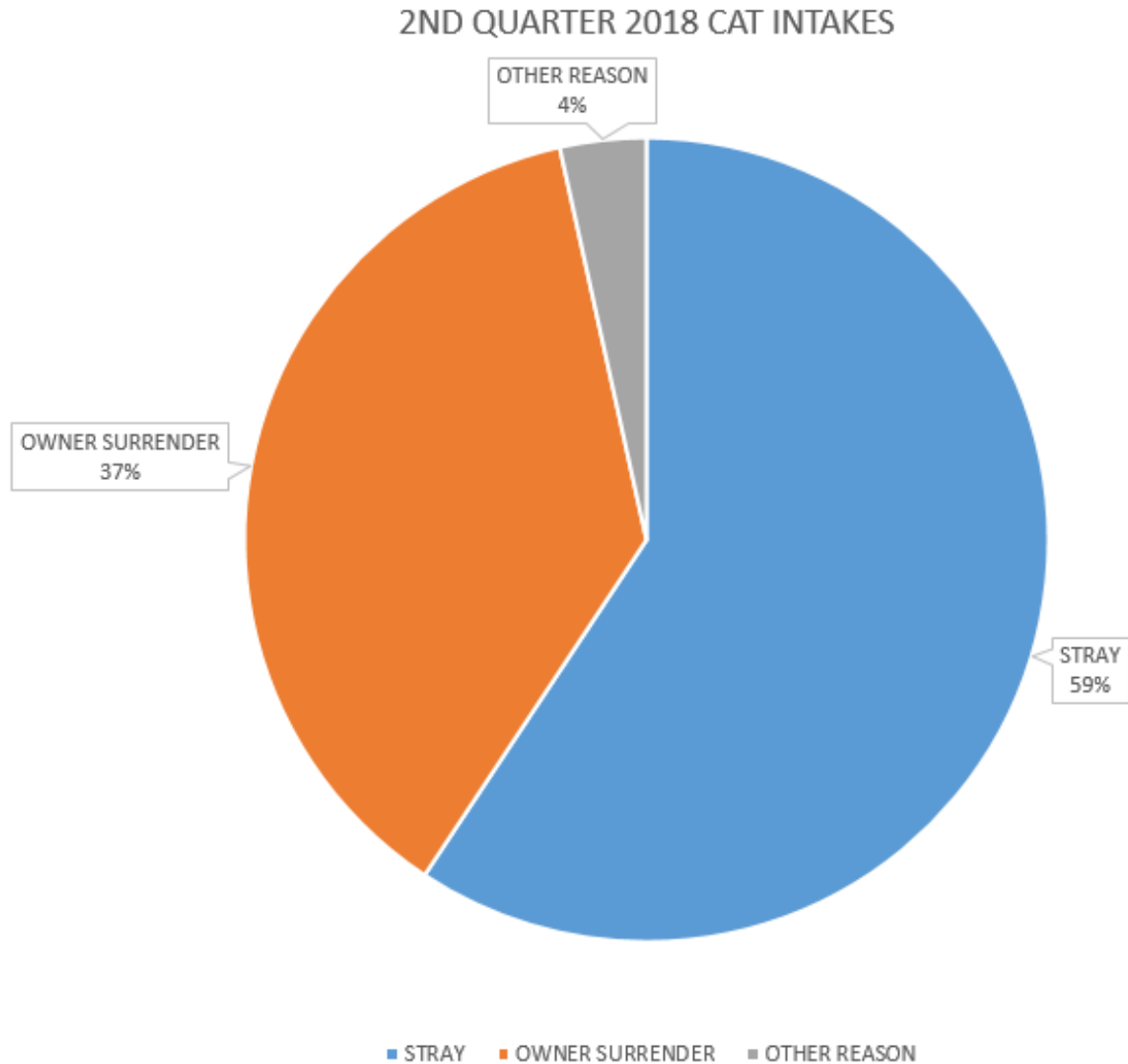
2ND QUARTER 2018 DOGS EUTHANIZED  
REASON



Dog Euthanasia Reason	1 <sup>st</sup> Quarter	2 <sup>nd</sup> Quarter	3 <sup>rd</sup> Quarter	4 <sup>th</sup> Quarter
Behavior/Aggression	32	44		
Medical	6	15		
Space	32	9		
Euthanasia Request	17	18		
<b>Total</b>	<b>87</b>	<b>86</b>		

## Cats

There were 462 cats impounded in the 2<sup>nd</sup> Quarter of 2018. 274 were strays, 172 were owner releases, and 16 were for other reasons (protective care, bite quarantine, welfare, feral). 59% of cat intakes were strays either picked up in the field or primarily brought in over the counter. 37% of our cat intakes were owner surrender due to large litter of kittens being born due to lack of spaying and neutering.



---

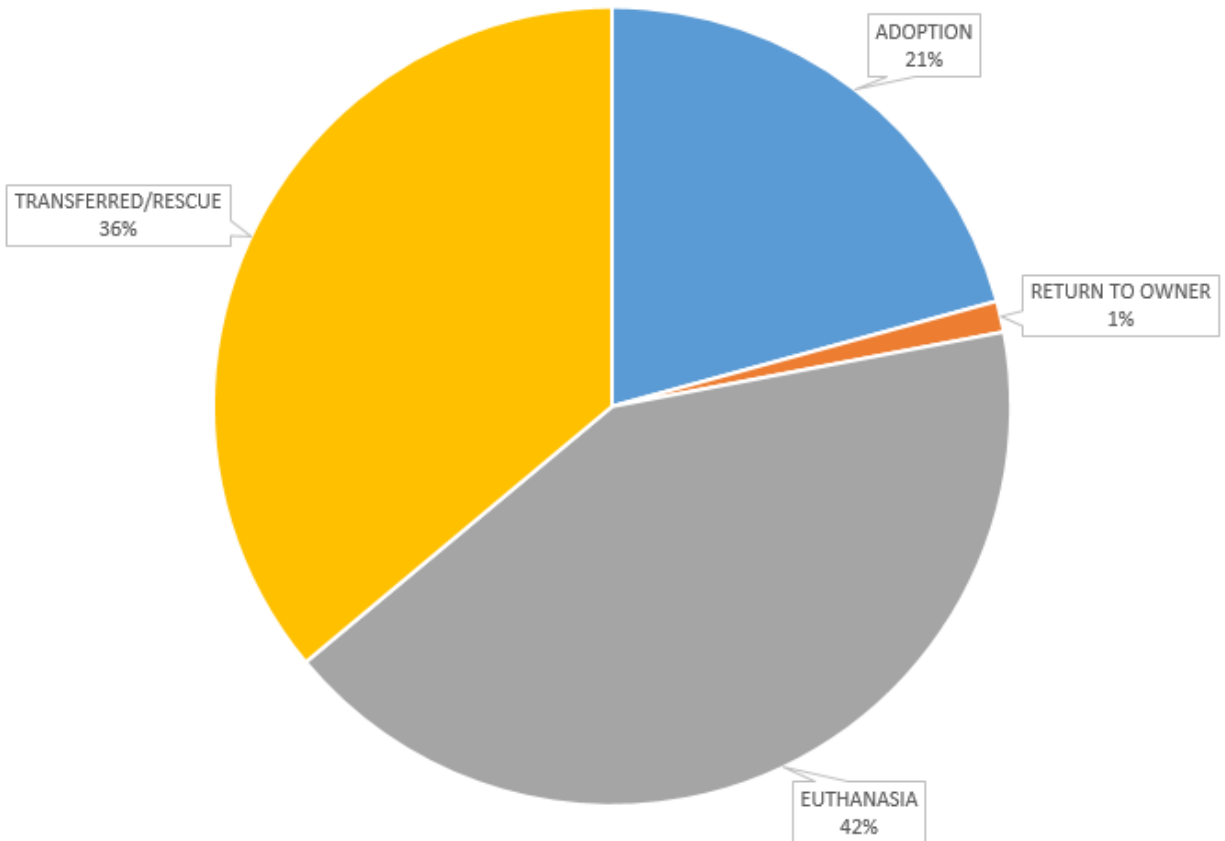
Cat Impound Reason	1 <sup>st</sup> Quarter	2 <sup>nd</sup> Quarter	3 <sup>rd</sup> Quarter	4 <sup>th</sup> Quarter
Stray	202	274		
Owner Release	69	172		
Other Reason	4	16		
<b>Total</b>	<b>275</b>	<b>462</b>		

## Cat Outcomes

Outcomes for cats impounded at the shelter were primarily for Euthanasia 42% and Transferred to other shelters, rescues or Humane Societies for adoption 36%. Only 1% of the impounded cats were reclaimed by their owner. 21% of our cats were adopted after intake.

\*NOTE: We saw a tremendous increase in intake numbers of cats and primarily kittens due to lack of spay and neutering as well as many of these brought in were extremely sick or injured

2ND QUARTER 2018 CAT OUTCOMES



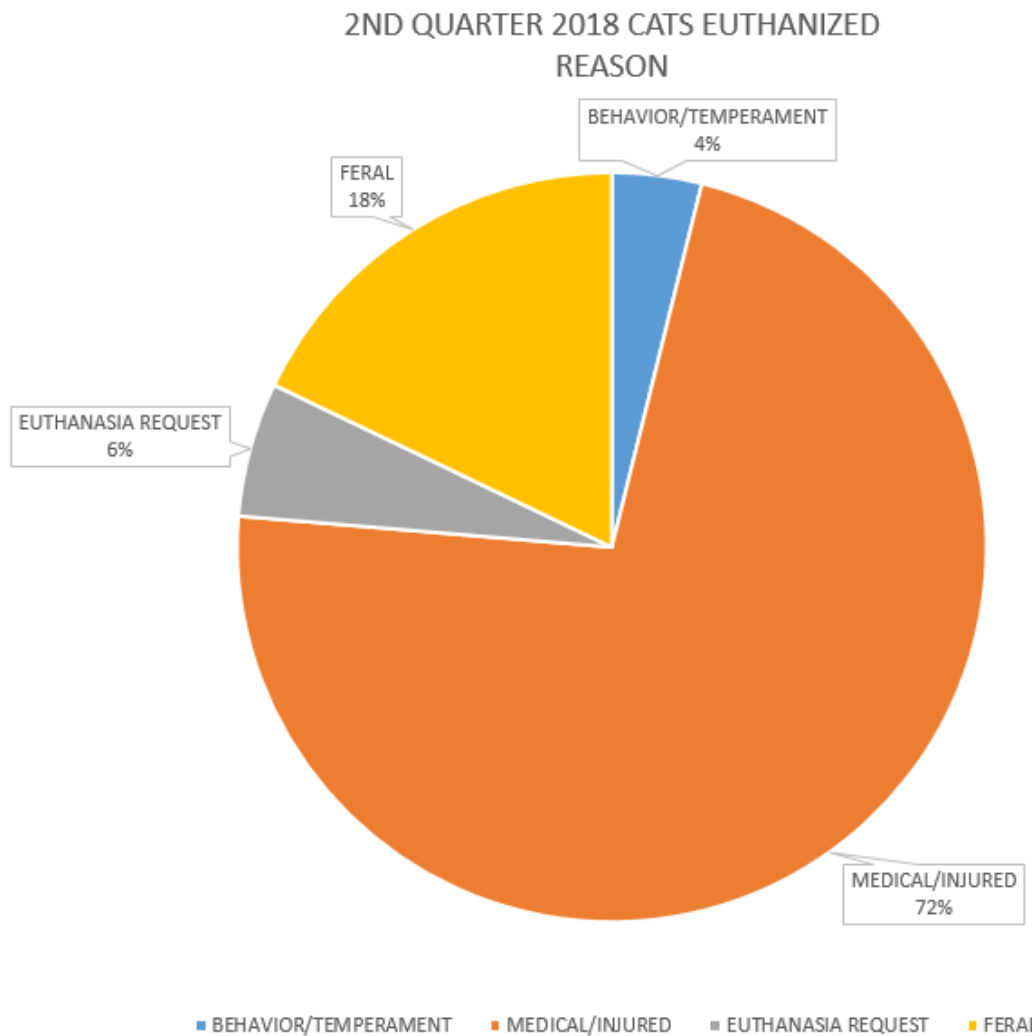
■ ADOPTION ■ RETURN TO OWNER ■ EUTHANASIA ■ TRANSFERRED/RESCUE

Cat Outcome	1 <sup>st</sup> Quarter	2 <sup>nd</sup> Quarter	3 <sup>rd</sup> Quarter	4 <sup>th</sup> Quarter
Adoption	93	99		
Return to Owner	9	6		
Euthanasia	75	200		
Rescue	113	172		
<b>Total</b>	<b>290</b>	<b>477</b>		

## Cat Euthanasia

Of the 477 cats that were impounded 200 were euthanized in the 2<sup>nd</sup> Quarter of 2018, Wild (Feral) cats made up 18% of cats euthanized. Another 72% of the cats were euthanized for medical reasons, primarily, infectious diseases, 4% were euthanized for behavioral or temperament problems 6% were Owner requested euthanasia.

NOTE: Due to lack of spaying and neutering we say a tremendous increase in primarily kittens impounded. A great number of these kittens had advanced Upper Respiratory Infection, emaciated, and other illnesses



Cat Euthanasia Reason	1 <sup>st</sup> Quarter	2 <sup>nd</sup> Quarter	3 <sup>rd</sup> Quarter	4 <sup>th</sup> Quarter
Behavior/Temperament	16	8		
Medical	31	150		
Euthanasia Request	3	12		
Feral	24	30		
DOA	1	0		
<b>Total</b>	<b>75</b>	<b>200</b>		

## Spay and Neuters Completed

In the 1<sup>st</sup> Quarter of 2018, there were 229 Spay/Neuter's and vouchers of the total Spay/Neuter, (167) were dogs and (62) were cats.

TOTAL SPAY/NEUTER AND VOUCHERS 2ND QUARTER 2018

