

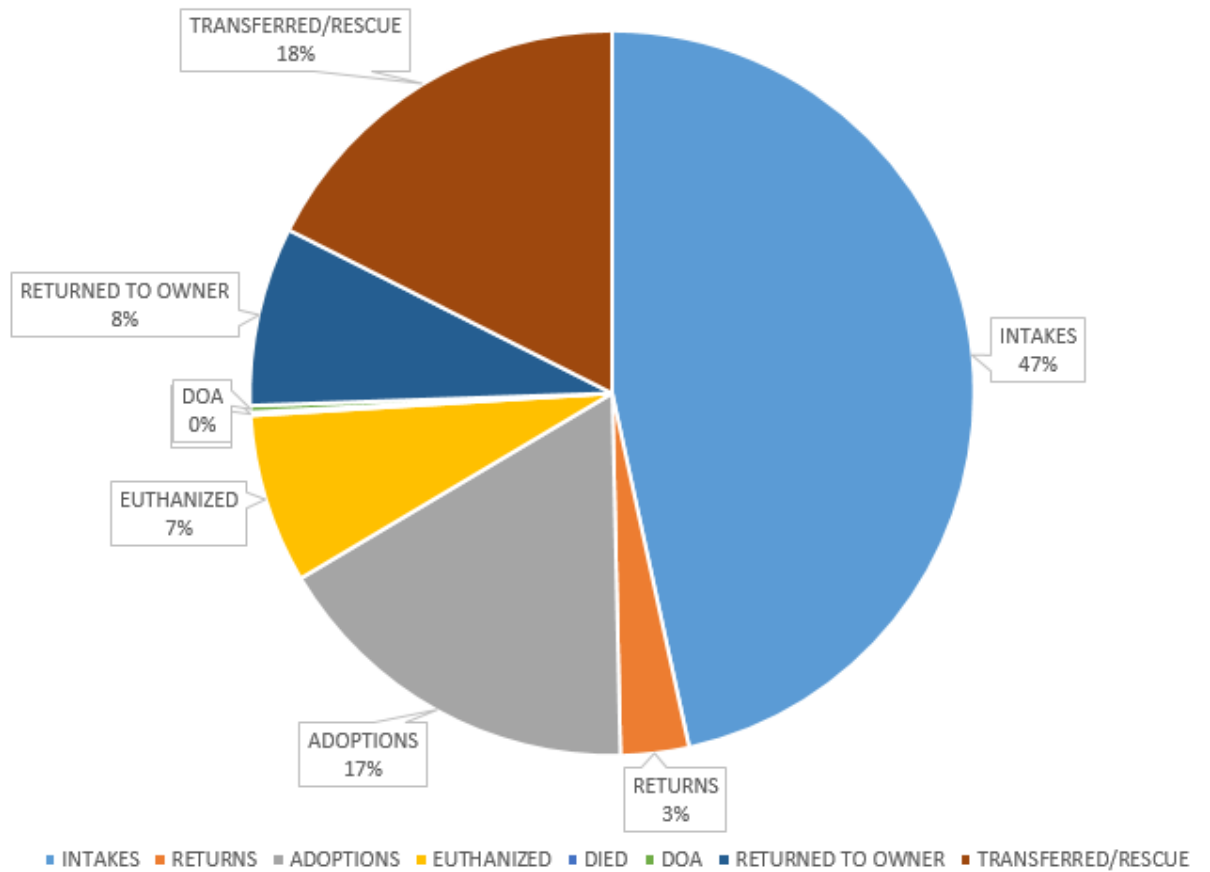


March 2018 Animal Care and Control Stats

Officer Field Activity and Intake/Adoption Statistics

Activity Calls.....	469
Intake.....	321
Dogs.....	184
Puppies.....	34
Cats.....	81
Kittens.....	19
Rabbit.....	1
Return To Owner.....	55
Dogs.....	48
Puppies.....	3
Cats.....	4
Rescue/Transferred.....	121
Adoption.....	116
Dog.....	76
Puppies.....	14
Cat.....	24
Kittens.....	0
Other.....	2
Euthanasia.....	52
Dog.....	29
Cat.....	23
Kittens.....	0
Incoming Calls Fielded.....	2,470

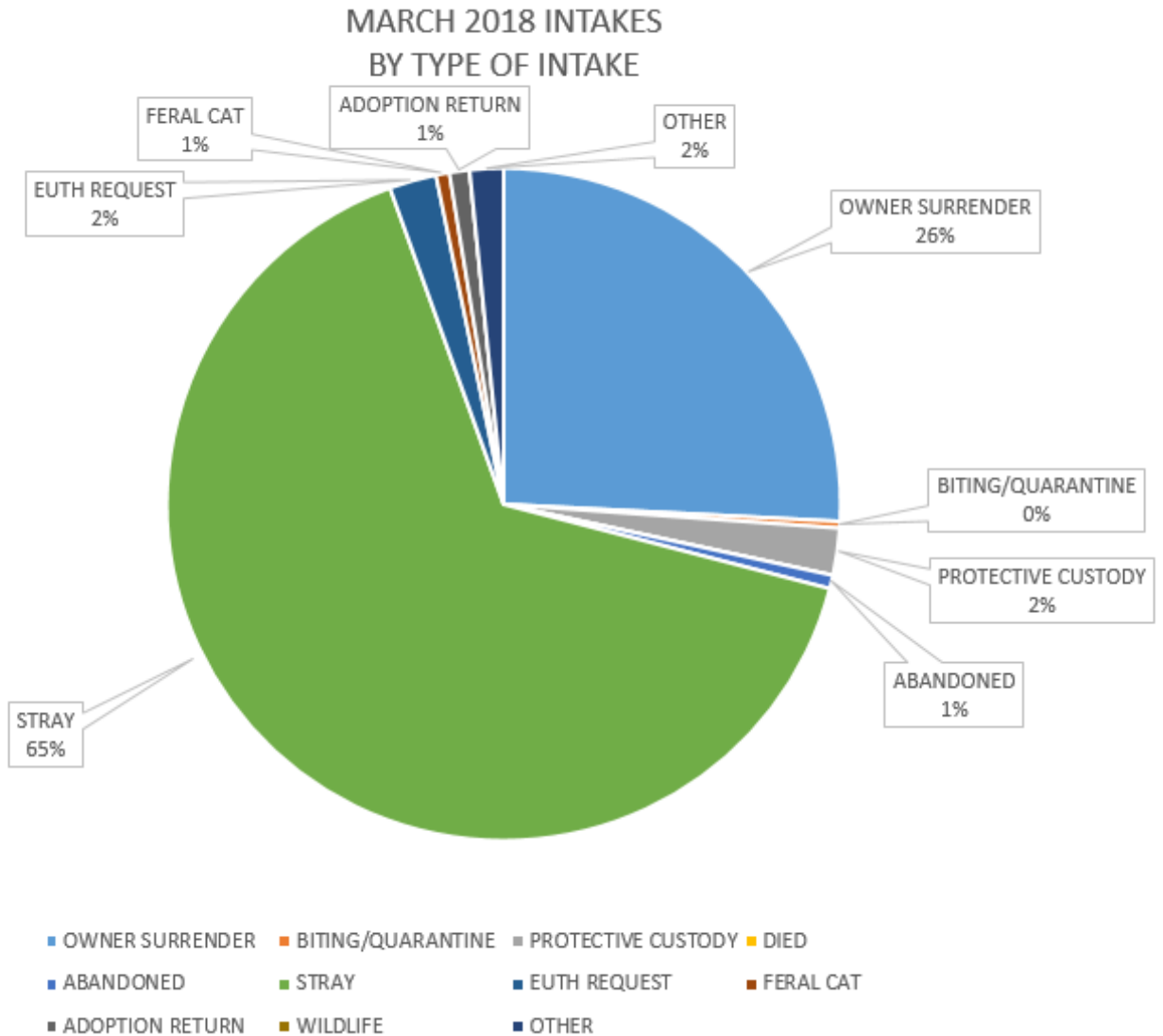
MARCH 2018 MCACC
SHELTER STATS



MARCH 2018 MONTGOMERY COUNTY ANIMAL CARE AND CONTROL

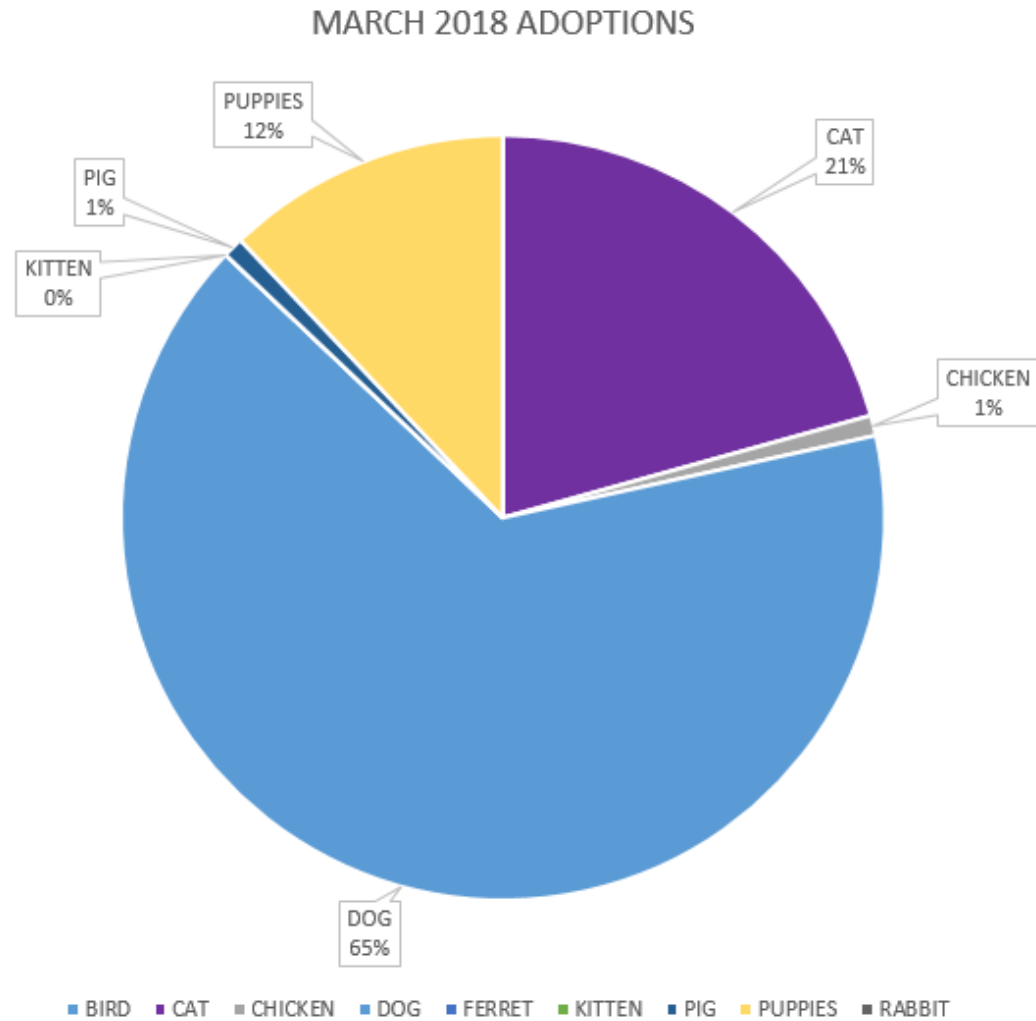
SHELTER STATS (ENTRY REASON)

Entry Reason.....	310
Owner Surrender.....	80
Biting/Quarantine.....	1
Protective Custody.....	7
Died.....	0
Abandoned.....	2
Stray.....	203
Euth Request.....	7
Feral Cat.....	2
Adoption Return.....	3
Wildlife.....	0
Other.....	5



**MARCH 2018 MONTGOMERY COUNTY ANIMAL CARE AND CONTROL
SHELTER ADOPTIONS BY SPECIES**

Adoptions.....	116
Bird.....	0
Cat.....	24
Chicken.....	1
Dog.....	76
Ferret.....	0
Kittens.....	0
Puppies.....	14
Rabbit.....	0

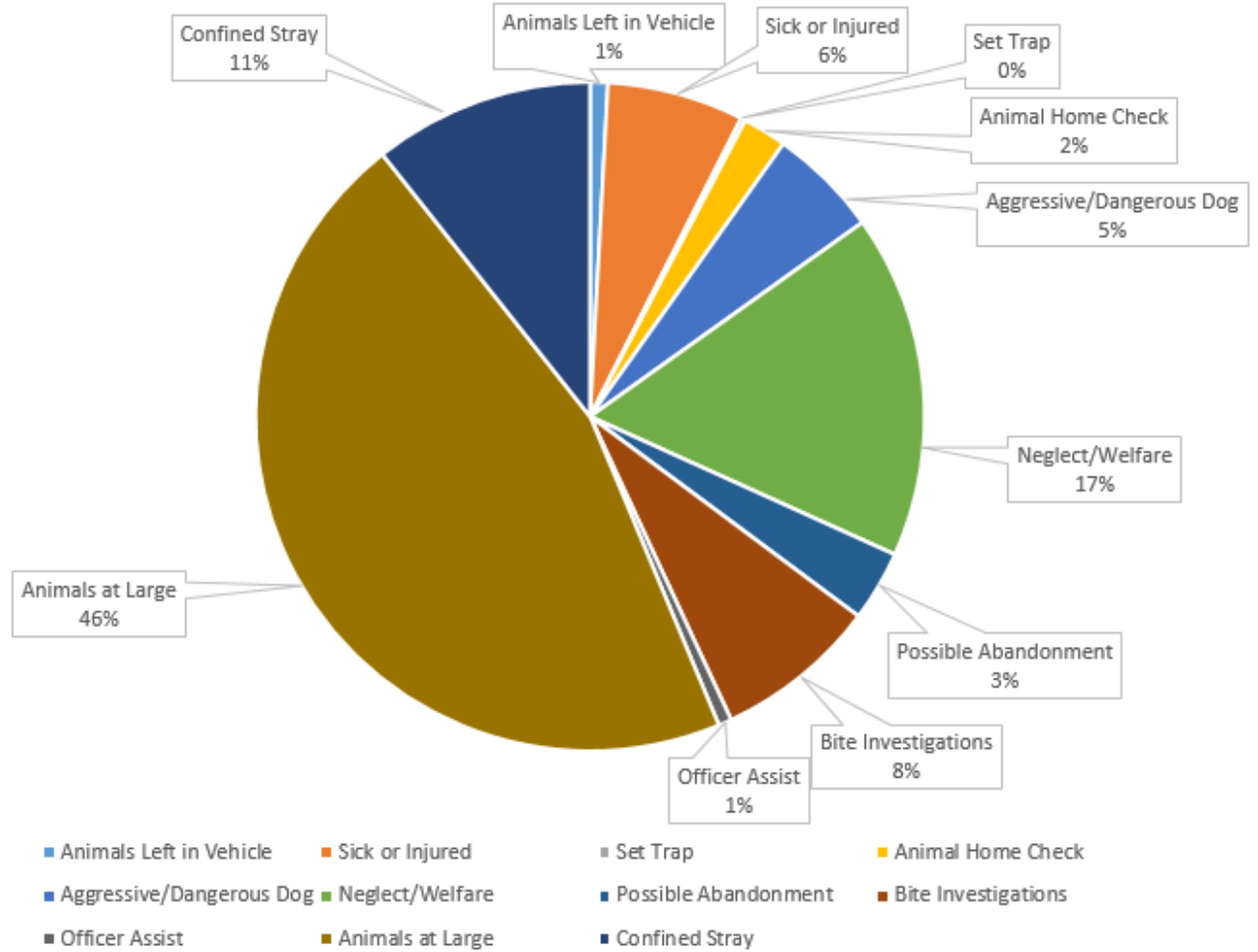


MARCH 2018 MONTGOMERY COUNTY ANIMAL CARE AND CONTROL OFFICER ACTIVITY STATISTICS

Activity Calls..... 469

Aggressive/Dangerous Dog....	25
Animal Home Check.....	10
Animal Left in Vehicle.....	4
Animals at Large.....	214
Bite Investigation.....	37
Confined Stray.....	50
Officer Assist.....	3
Possible Abandonment.....	16
Possible Rabid Animal.....	1
Sick or Injured Animal.....	30
Welfare/Neglect.....	78
Dog in School.....	0
Set Trap.....	1

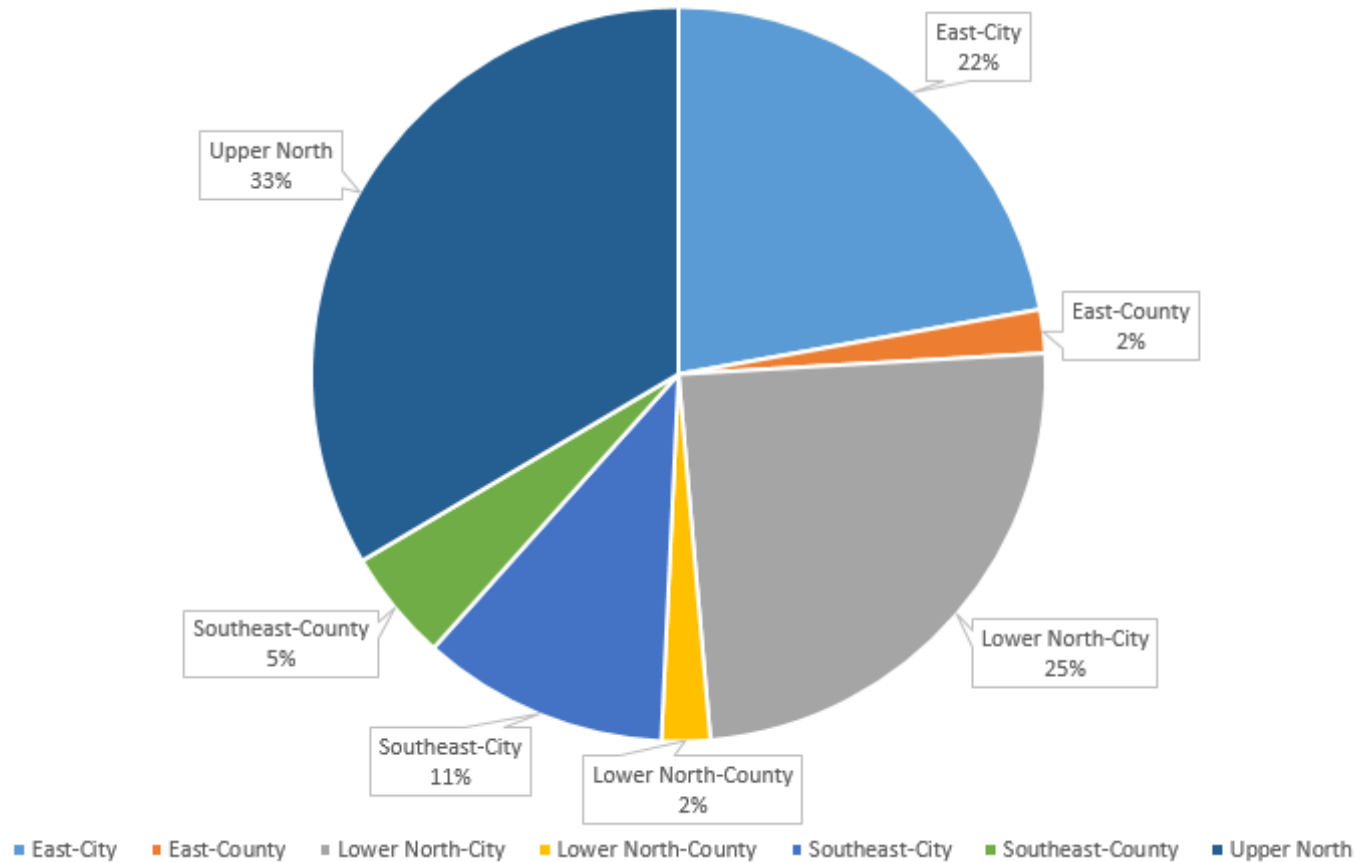
MARCH 2018 MCACC
OFFICER ACTIVITY BY TYPE OF CALL



**MARCH 2018 MONTGOMERY COUNTY ANIMAL CARE AND CONTROL
OFFICER ACTIVITY STATISTICS (Calls by Zones)**

Jurisdiction Calls.....	469
East-City.....	104
East-County.....	9
Lower North-City...	115
Lower North County	10
Southeast-City.....	51
Southeast-County..	23
Upper North.....	157

MARCH 2018 OFFICER ACTIVITY
BY ZONES



**MARCH 2018 MONTGOMERY COUNTY ANIMAL CARE AND CONTROL
OFFICER ACTIVITY STATISTICS (Calls by Jurisdiction)**

Jurisdiction City/County....	469
Clarksville City.....	427
County.....	42

