

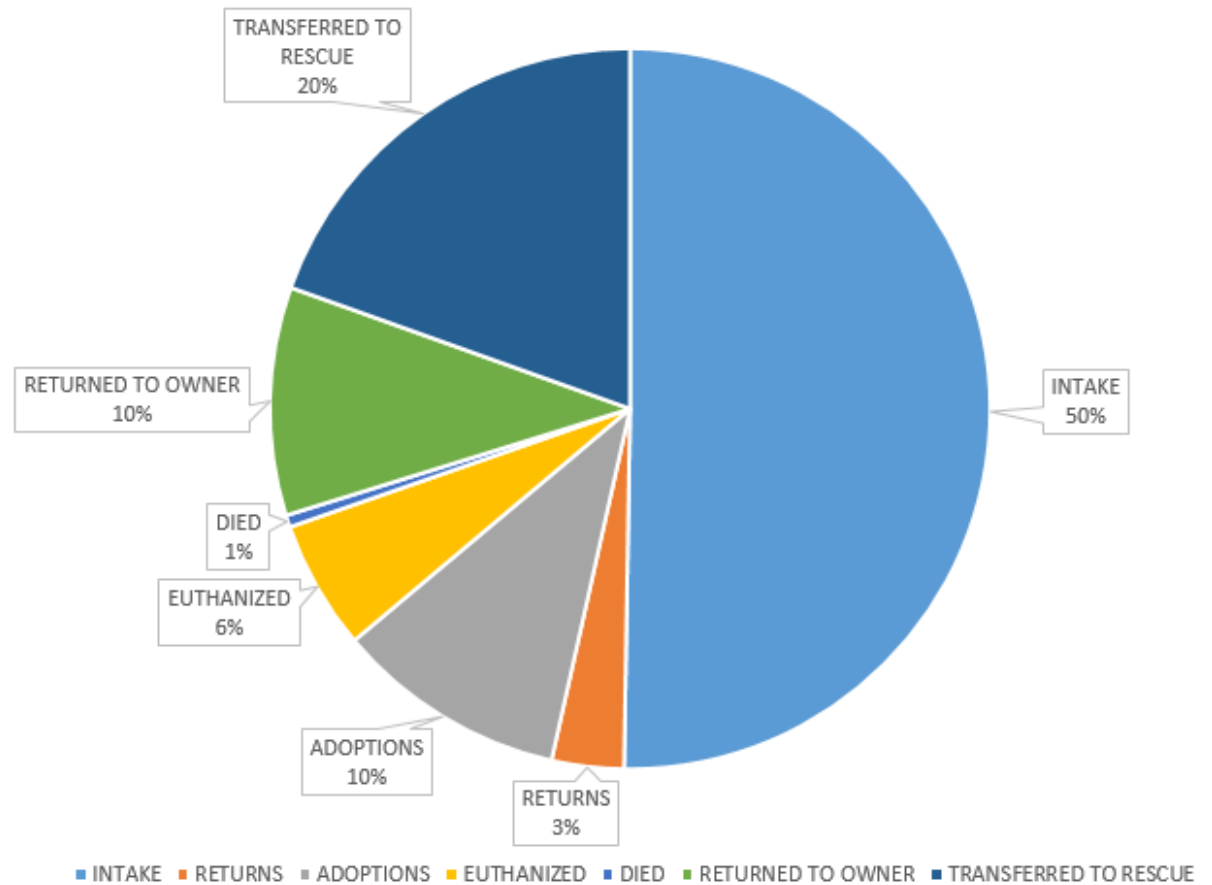


# April 2018 Animal Care and Control Stats

## Officer Field Activity and Intake/Adoption Statistics

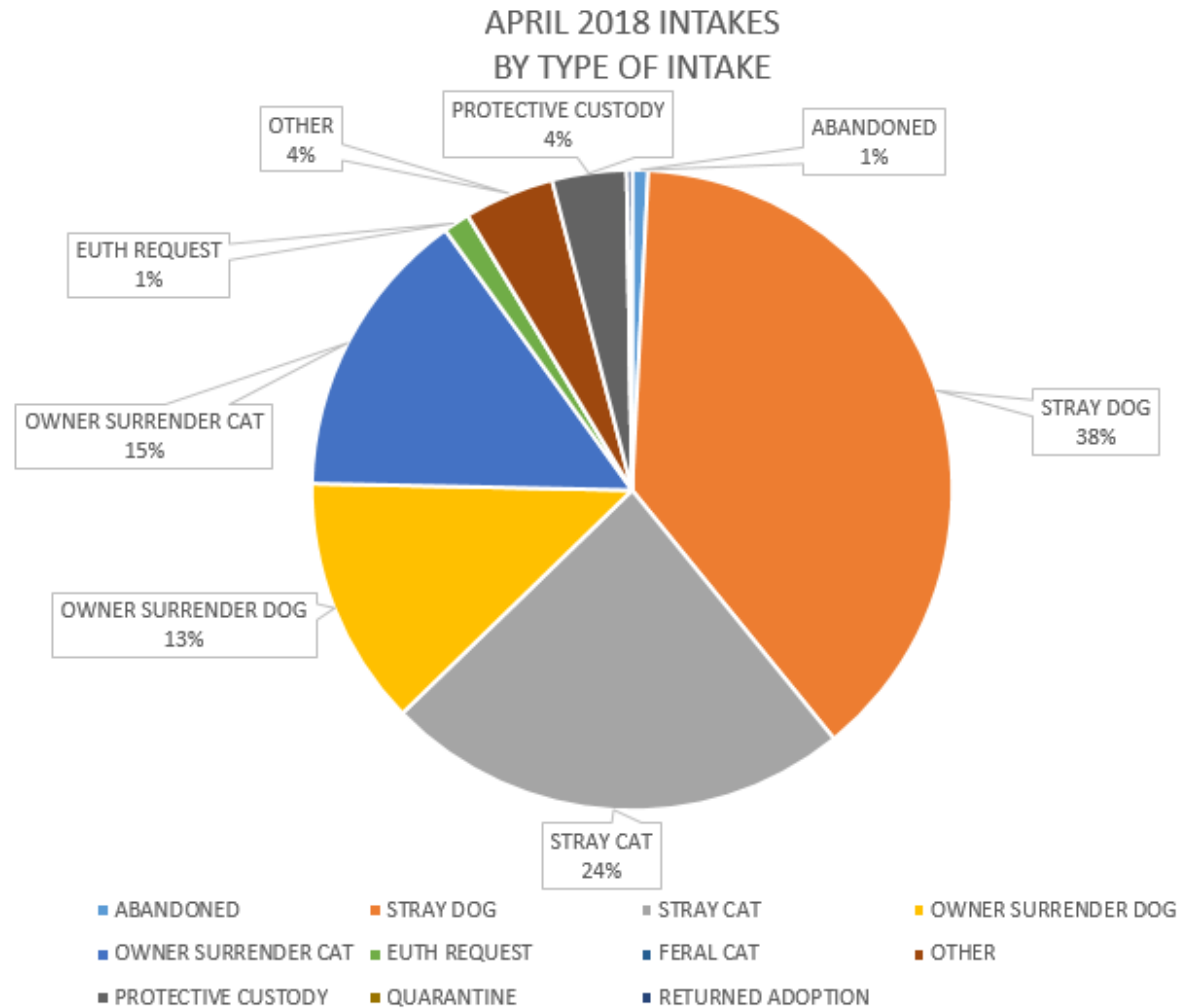
|                                    |              |
|------------------------------------|--------------|
| <b>Activity Calls.....</b>         | <b>505</b>   |
| <b>Intake.....</b>                 | <b>373</b>   |
| <b>Dogs.....</b>                   | <b>189</b>   |
| <b>Puppies.....</b>                | <b>36</b>    |
| <b>Cats.....</b>                   | <b>86</b>    |
| <b>Kittens.....</b>                | <b>60</b>    |
| <b>Rabbit.....</b>                 | <b>1</b>     |
| <b>Bird.....</b>                   | <b>1</b>     |
| <b>Return To Owner.....</b>        | <b>76</b>    |
| <b>Dogs.....</b>                   | <b>74</b>    |
| <b>Puppies.....</b>                | <b>2</b>     |
| <b>Cats.....</b>                   | <b>0</b>     |
| <b>Rescue/Transferred.....</b>     | <b>145</b>   |
| <b>Adoption.....</b>               | <b>77</b>    |
| <b>Dog.....</b>                    | <b>53</b>    |
| <b>Puppies.....</b>                | <b>5</b>     |
| <b>Cat.....</b>                    | <b>17</b>    |
| <b>Kittens.....</b>                | <b>1</b>     |
| <b>Other.....</b>                  | <b>1</b>     |
| <b>Euthanasia.....</b>             | <b>43</b>    |
| <b>Dog.....</b>                    | <b>27</b>    |
| <b>Cat.....</b>                    | <b>13</b>    |
| <b>Kittens.....</b>                | <b>3</b>     |
| <b>Incoming Calls Fielded.....</b> | <b>2,325</b> |

APRIL 2018 MCACC  
SHELTER STATS



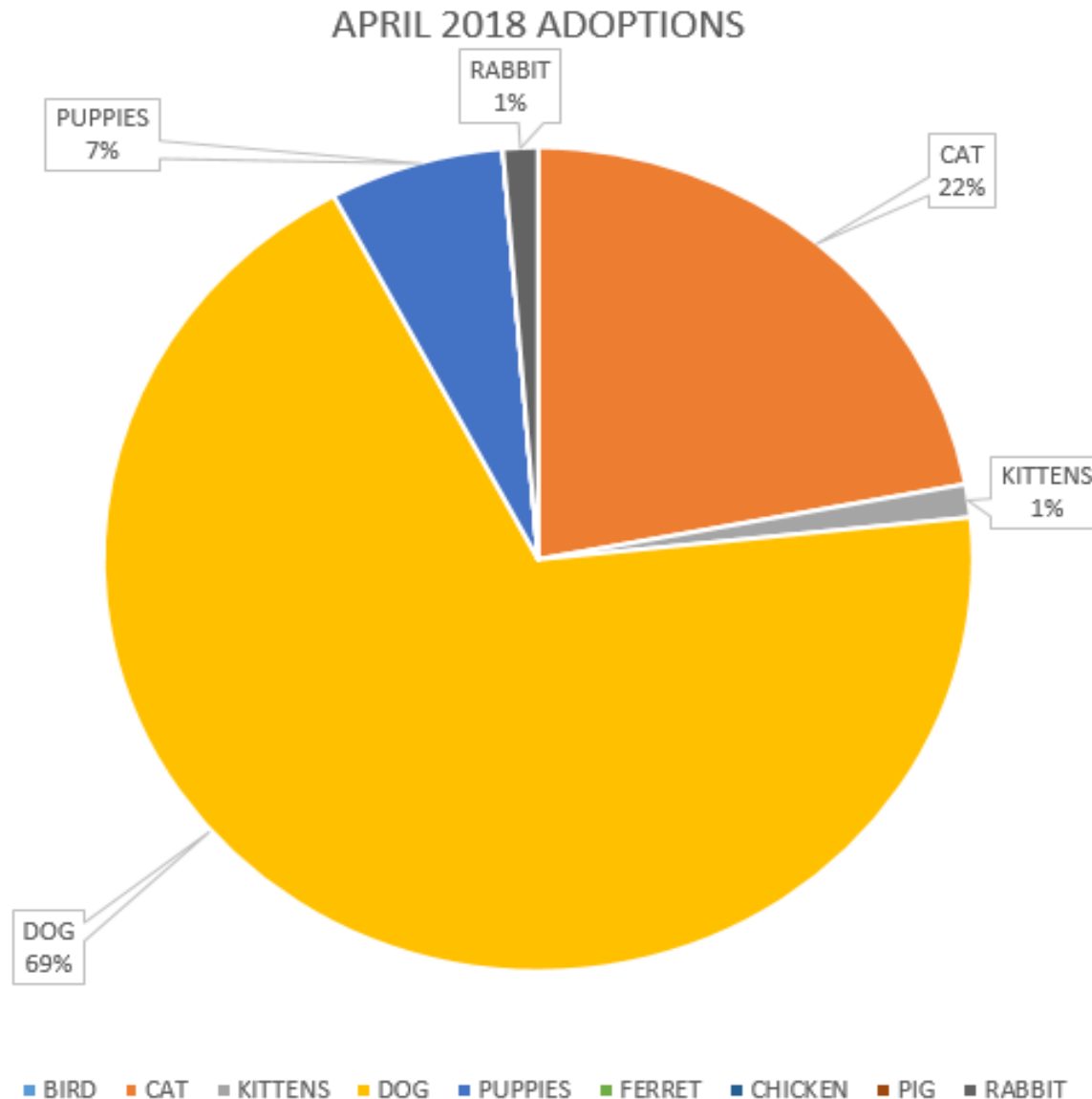
## APRIL 2018 MONTGOMERY COUNTY ANIMAL CARE AND CONTROL SHELTER STATS (ENTRY REASON)

|                                |            |
|--------------------------------|------------|
| <b>Entry Reason.....</b>       | <b>373</b> |
| <b>Owner Surrender.....</b>    | <b>102</b> |
| <b>Biting/Quarantine.....</b>  | <b>0</b>   |
| <b>Protective Custody.....</b> | <b>14</b>  |
| <b>Died.....</b>               | <b>0</b>   |
| <b>Abandoned.....</b>          | <b>3</b>   |
| <b>Stray.....</b>              | <b>231</b> |
| <b>Euth Request.....</b>       | <b>5</b>   |
| <b>Feral Cat.....</b>          | <b>0</b>   |
| <b>Adoption Return.....</b>    | <b>1</b>   |
| <b>Wildlife.....</b>           | <b>0</b>   |
| <b>Other.....</b>              | <b>17</b>  |



**APRIL 2018 MONTGOMERY COUNTY ANIMAL CARE AND CONTROL  
SHELTER ADOPTIONS BY SPECIES**

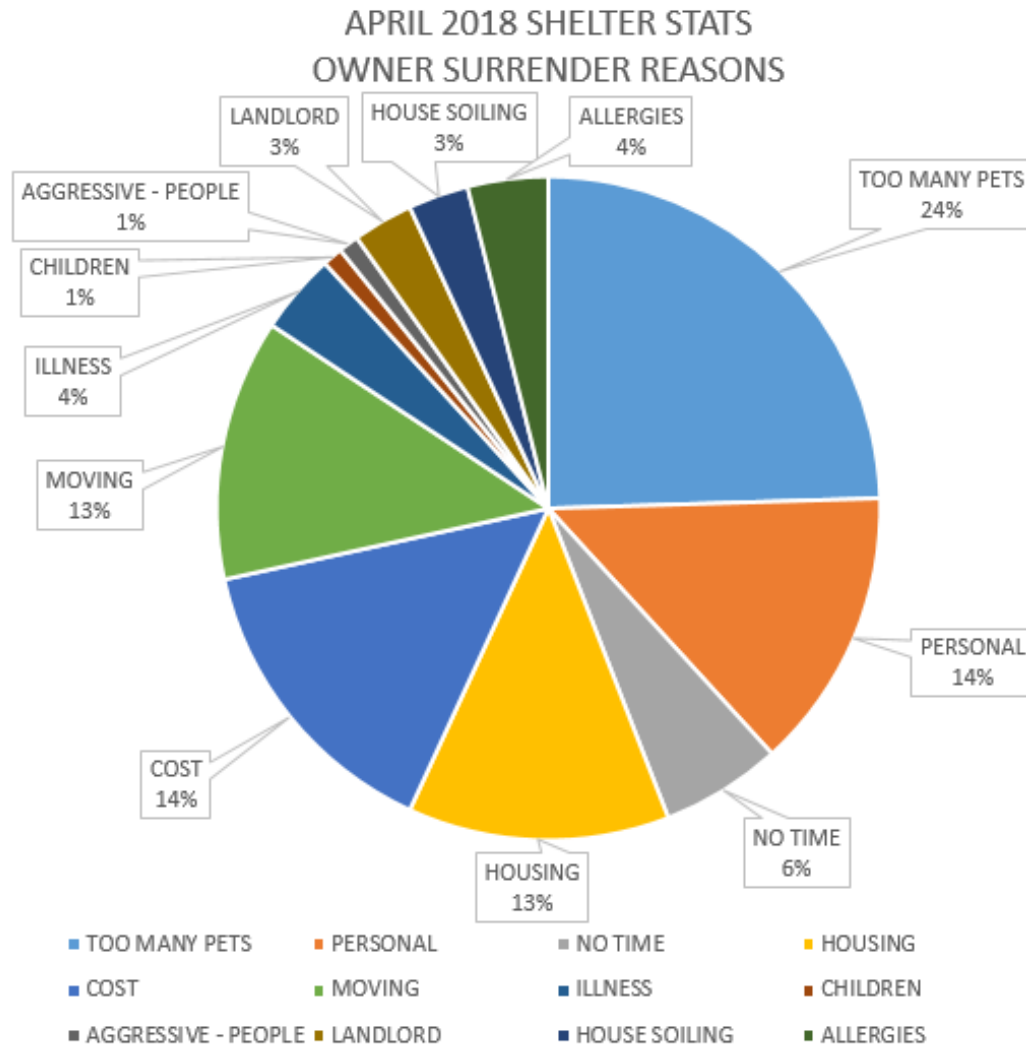
|                       |           |
|-----------------------|-----------|
| <b>Adoptions.....</b> | <b>77</b> |
| <b>Bird.....</b>      | <b>0</b>  |
| <b>Cat.....</b>       | <b>17</b> |
| <b>Chicken.....</b>   | <b>0</b>  |
| <b>Dog.....</b>       | <b>53</b> |
| <b>Ferret.....</b>    | <b>0</b>  |
| <b>Kittens.....</b>   | <b>1</b>  |
| <b>Puppies.....</b>   | <b>5</b>  |
| <b>Rabbit.....</b>    | <b>1</b>  |



# APRIL 2018 MONTGOMERY COUNTY ANIMAL CARE AND CONTROL

## OWNER SURRENDER STATISTICS

|                                 |            |
|---------------------------------|------------|
| <b>Owner Surrenders.....</b>    | <b>102</b> |
| <b>Too Many Pets.....</b>       | <b>25</b>  |
| <b>Personal.....</b>            | <b>14</b>  |
| <b>No Time.....</b>             | <b>6</b>   |
| <b>Housing.....</b>             | <b>13</b>  |
| <b>Cost.....</b>                | <b>15</b>  |
| <b>Moving.....</b>              | <b>13</b>  |
| <b>Illness.....</b>             | <b>4</b>   |
| <b>Children.....</b>            | <b>1</b>   |
| <b>Aggressive - People.....</b> | <b>1</b>   |
| <b>Landlord.....</b>            | <b>3</b>   |
| <b>House Soiling.....</b>       | <b>3</b>   |
| <b>Allergies.....</b>           | <b>4</b>   |

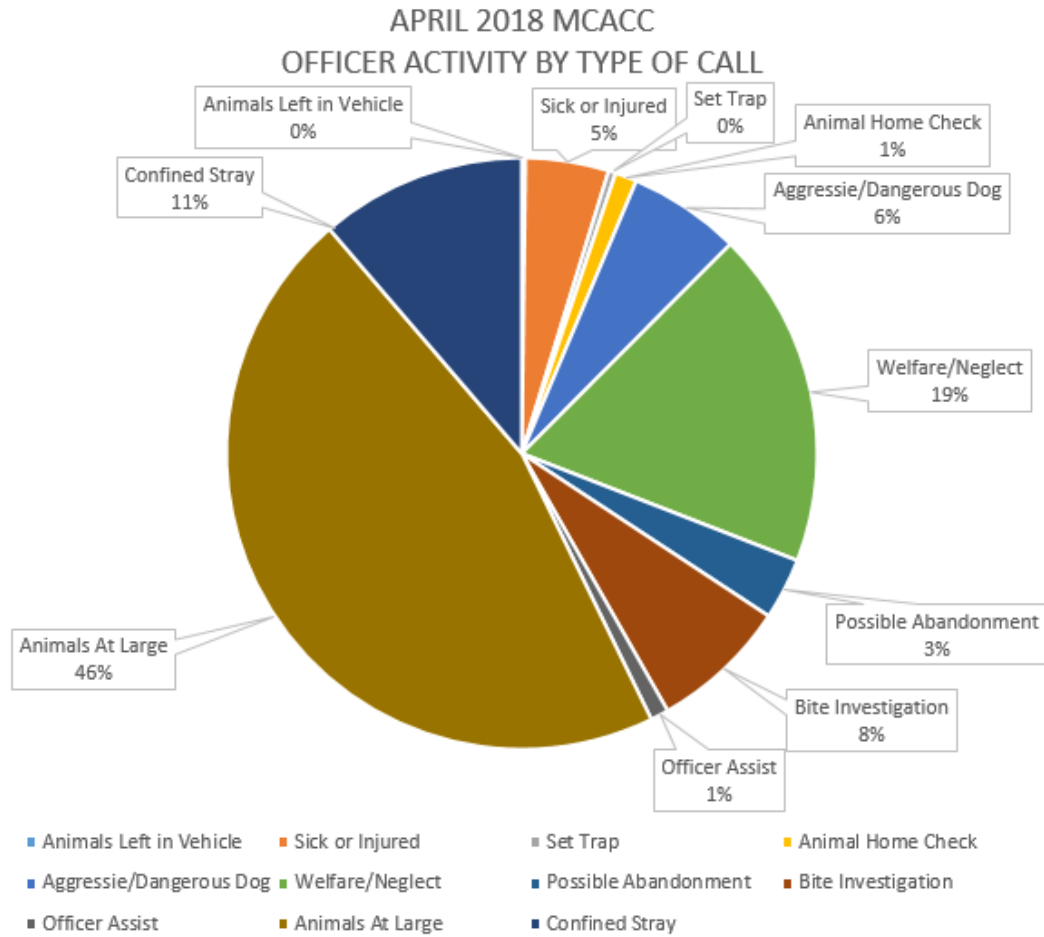


# APRIL 2018 MONTGOMERY COUNTY ANIMAL CARE AND CONTROL

## OFFICER ACTIVITY STATISTICS

**Activity Calls..... 505**

|                                     |            |
|-------------------------------------|------------|
| <b>Aggressive/Dangerous Dog....</b> | <b>31</b>  |
| <b>Animal Home Check.....</b>       | <b>6</b>   |
| <b>Animal Left in Vehicle.....</b>  | <b>1</b>   |
| <b>Animals at Large.....</b>        | <b>232</b> |
| <b>Bite Investigation.....</b>      | <b>38</b>  |
| <b>Confined Stray.....</b>          | <b>57</b>  |
| <b>Officer Assist.....</b>          | <b>5</b>   |
| <b>Possible Abandonment.....</b>    | <b>17</b>  |
| <b>Possible Rabid Animal.....</b>   | <b>0</b>   |
| <b>Sick or Injured Animal.....</b>  | <b>23</b>  |
| <b>Welfare/Neglect.....</b>         | <b>93</b>  |
| <b>Dog in School.....</b>           | <b>0</b>   |
| <b>Set Trap.....</b>                | <b>2</b>   |

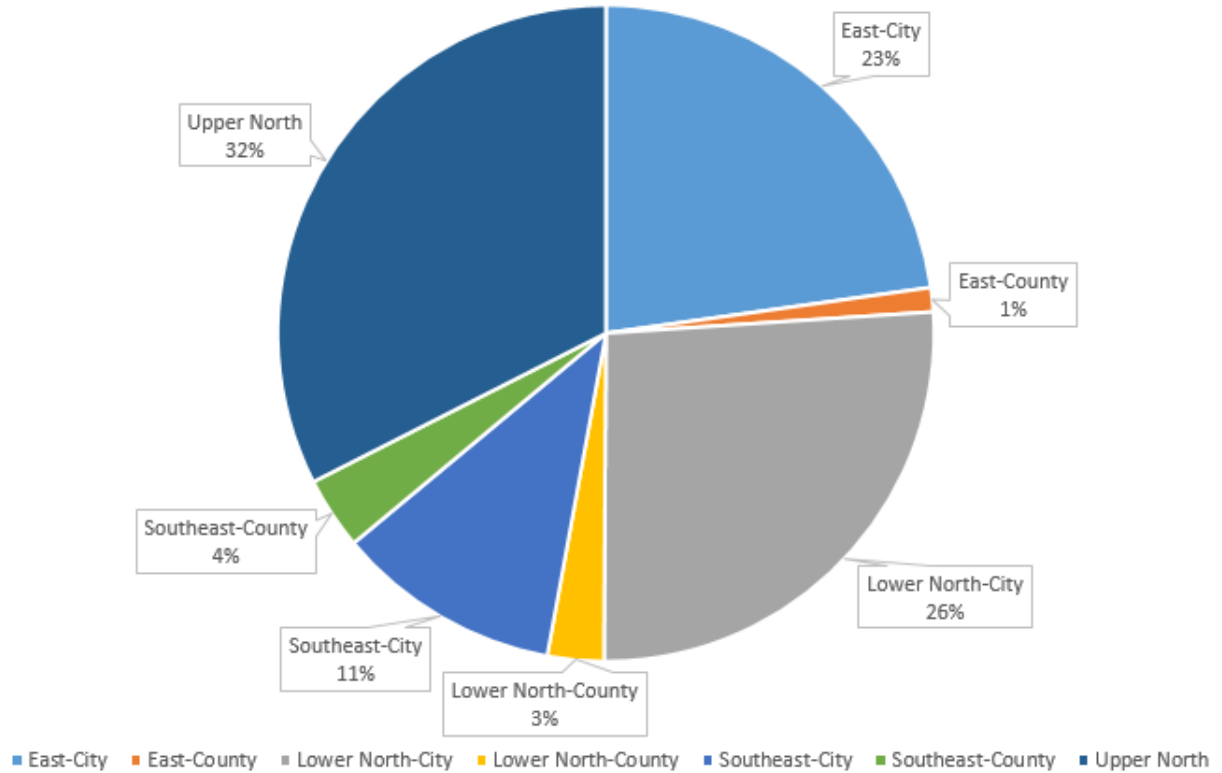


# MARCH 2018 MONTGOMERY COUNTY ANIMAL CARE AND CONTROL

## OFFICER ACTIVITY STATISTICS (Calls by Zones)

|                                |            |
|--------------------------------|------------|
| <b>Jurisdiction Calls.....</b> | <b>505</b> |
| <b>East-City.....</b>          | <b>115</b> |
| <b>East-County.....</b>        | <b>6</b>   |
| <b>Lower North-City...</b>     | <b>132</b> |
| <b>Lower North County</b>      | <b>14</b>  |
| <b>Southeast-City.....</b>     | <b>56</b>  |
| <b>Southeast-County..</b>      | <b>18</b>  |
| <b>Upper North.....</b>        | <b>164</b> |

APRIL 2018 OFFICER ACTIVITY  
BY ZONE



**MARCH 2018 MONTGOMERY COUNTY ANIMAL CARE AND CONTROL  
OFFICER ACTIVITY STATISTICS (Calls by Jurisdiction)**

|                                     |            |
|-------------------------------------|------------|
| <b>Jurisdiction City/County....</b> | <b>505</b> |
| <b>Clarksville City.....</b>        | <b>467</b> |
| <b>County.....</b>                  | <b>38</b>  |

